

Medina City Schools

General Fund Analysis

September 30, 2021

	2021-2022	Y-T-D Actual		
	Original Estimate	July 2021 - June 2022	Percent	Variance
	(1)	(2)		(3)
Beginning Balance - July 1, 2021		50,955,289.82		0.00
General Fund	30,154,351.08			
Other Funds - Substitute Levy	20,800,938.74			
Revenue	<u>80,952,463.00</u>	<u>29,585,755.80</u>	<u>36.5%</u>	<u>51,366,707.20</u>
	80,952,463.00	29,585,755.80		51,366,707.20
Expenditures	87,682,937.00	22,001,775.66	25.1%	65,681,161.34
Encumbrance	851,800.00	3,347,404.17		-2,495,604.17
	<u>88,534,737.00</u>	<u>25,349,179.83</u>		<u>63,185,557.17</u>
Ending Balance - June 30, 2020	43,373,015.82	55,191,865.79		-11,818,849.97

Original Estimate revenue, expenditure and encumbrance taken from May 2021 five-year forecast
Includes May 2018 Substitute Levy

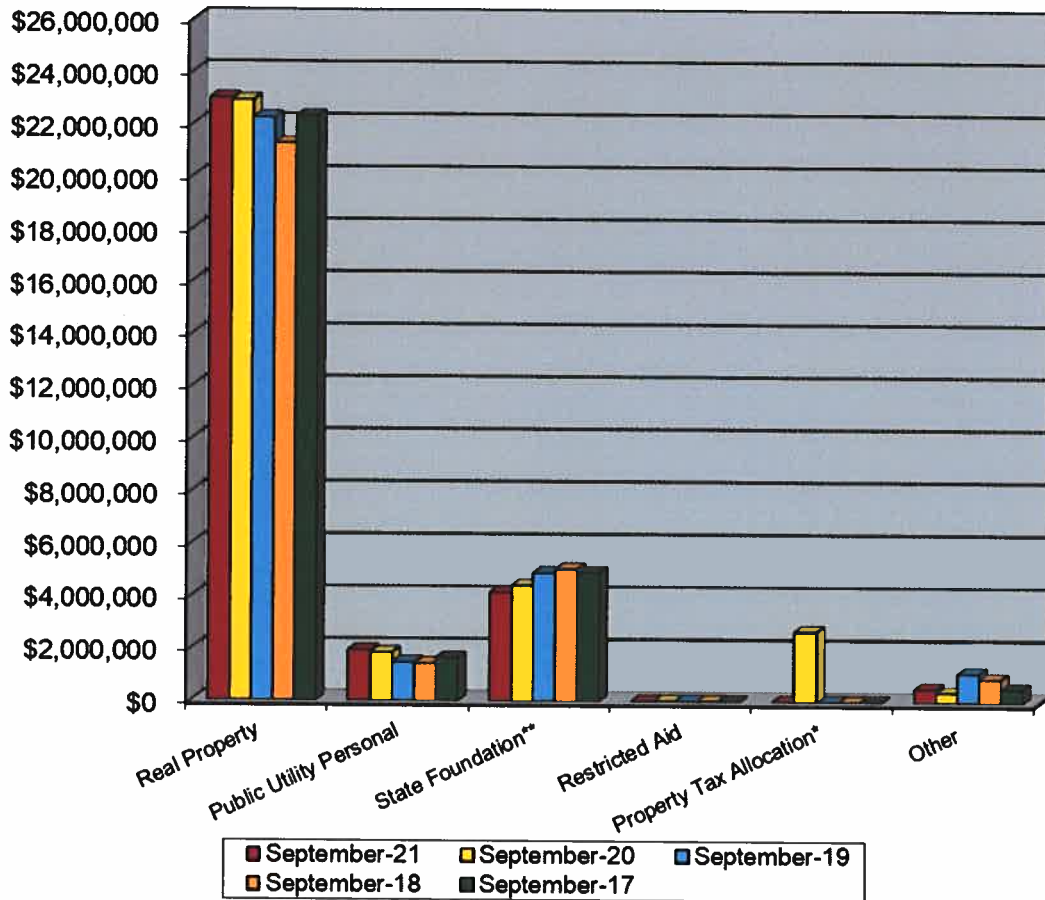
General Fund Summary

September 2021

Revenues

1. Real Property Taxes – Total Real Property Taxes received from the beginning of the fiscal year until September 30, 2021 is \$22,970,629.42. This is an increase of 0.3% above last year's taxes received at this time (\$1,227,110.58) was collected in September as this was moved to Personal Property Taxes upon settlement.
2. Public Utility Personal Property Taxes – Total Public Utility Personal Property Taxes received from the beginning of the fiscal year until September 30, 2021 is \$1,931,102.86. These monies are distributed upon settlement from the County Auditor. This amount is listed in a separate line for State and five-year forecasting purposes. \$1,931,102.86 had been transferred in September.
3. State Foundation – State Foundation monies received from the State of Ohio from the beginning of the fiscal year until September 30, 2021 total \$4,139,372.20. This is a decrease of 6.2% below last year's foundation money received at this time. This is based upon the new funding formula which does not provide money for students attending alternative schools, nor does it charge the District for these students as in the past. \$1,310,713.03 was collected in September.
4. Restricted Aid – Restricted Aid monies are for Career Tech funding and Economically Disadvantaged Students. We have added e-Rate funding as well because these funds are restrictive to technology. Monies received from the beginning of the fiscal year until September 30, 2021 total \$20,714.64. \$6,904.88 was collected in September.
5. Homestead and Rollback – Monies received from the State of Ohio from the beginning of the fiscal year until September 30, 2021 total \$-0-. Receipts are based upon the real property taxes collected and Homestead filings with the County Auditor. \$-0- was collected in September.
6. Other – Other monies received from the beginning of the fiscal year until September 30, 2021 total \$523,936.68. This is an increase of 39.0% above last year at this time. \$312,827.13 was collected in September.

General Fund Revenue



	September-21	September-20	September-19	September-18	September-17	Current Forecast
Real Property	\$22,970,629	\$22,894,292	\$22,230,759	\$21,260,827	\$22,284,894	\$49,975,212
Public Utility Personal	\$1,931,103	\$1,837,573	\$1,474,378	\$1,422,880	\$1,633,842	\$3,904,366
State Foundation**	\$4,139,372	\$4,411,307	\$4,895,138	\$5,040,264	\$4,897,774	\$18,679,995
Restricted Aid	\$20,715	\$20,715	\$20,718	\$21,067	\$7,716	\$82,859
Property Tax Allocation*	\$0	\$2,670,563	\$0	\$0	\$0	\$5,445,195
Other	\$523,937	\$376,881	\$1,111,964	\$897,969	\$521,042	\$2,864,835
Total	\$29,585,756	\$32,211,331	\$29,732,958	\$28,643,007	\$29,345,267	\$80,952,462
State %	14.1%	22.0%	16.5%	17.7%	16.7%	

* Includes Homestead/Rollback, Tangible Personal Property Tax Fixed Rate Loss Reimbursement and Electric Deregulation.

** Includes Casino Revenue in State Foundation beginning January 2013 and Economic Disadvantaged Funding in November 2013.

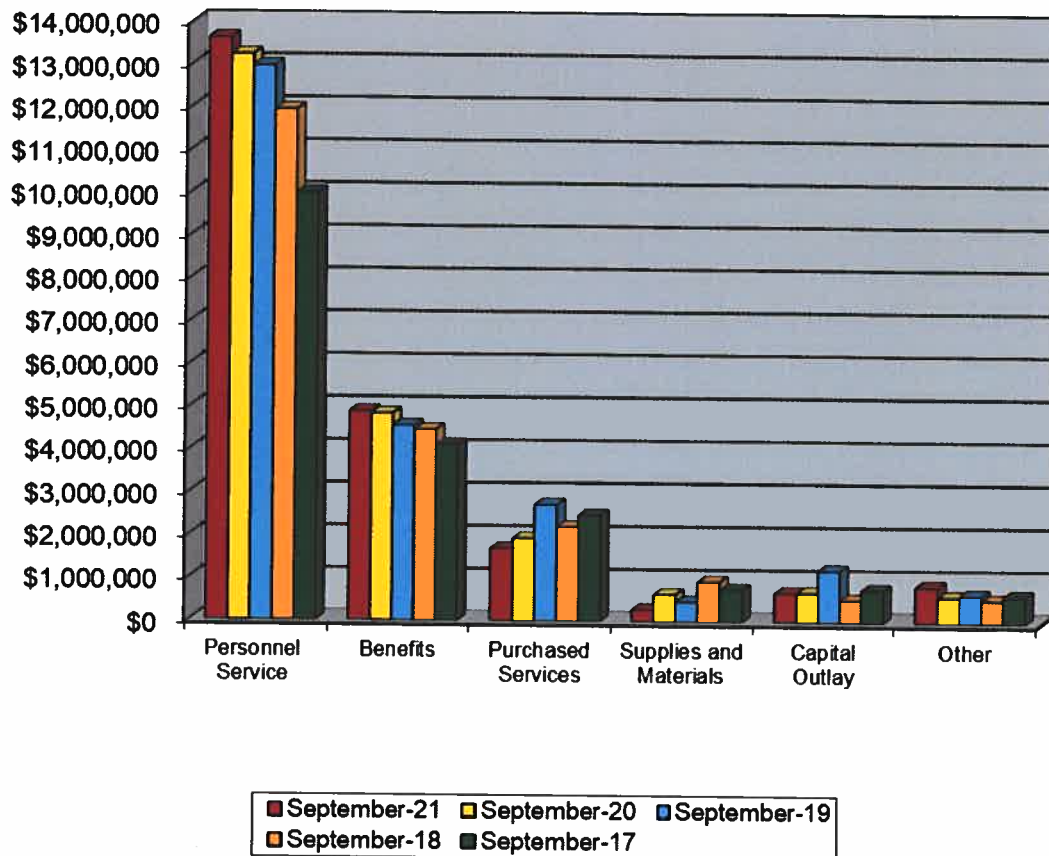
General Fund Summary

September 2021

Expenditures

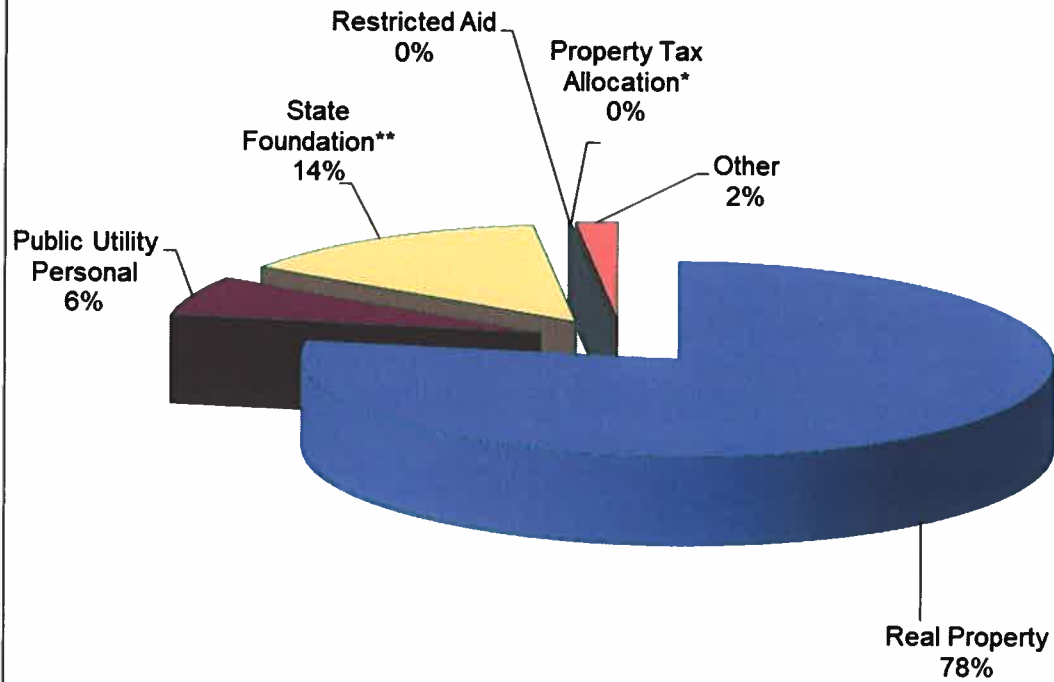
1. **Personnel Services**– The costs for personnel services for the School District from the beginning of the fiscal year until September 30, 2021 was \$13,616,917.47. This was an increase of 2.9% above last year at this time. \$4,040,470.79 was spent in September.
2. **Benefits** – The cost for benefits for the School District from the beginning of the fiscal year until September 30, 2021 was \$4,886,938.80. This was an increase of 0.1% above last year at this time. \$1,759,279.44 was spent in September.
3. **Purchased Services** – The cost for purchased services for the district from the beginning of the fiscal year until September 30, 2021 total \$1,694,358.28. This was a 12.1% decrease below last year at this time. \$664,277.15 was spent in September.
4. **Supplies and Materials** – The cost for supplies and materials for the district from the beginning of the fiscal year until September 30, 2021 total \$282,770.97. This was a 55.5% decrease below last year at this time. \$137,769.50 was spent in September.
5. **Capital Outlay** – The cost for capital outlay for the district from the beginning of the fiscal year until September 30, 2021 total \$683,554.64. This was a 0.7% decrease below last year at this time. \$17,791.40 was spent in September.
6. **Other** – The cost of other expenditures excluding transfers for the district was \$837,235.50 for the fiscal year until September 30, 2021. This was a 37.6% increase above last year at this time. Property Tax Settlement fees occurred last August. \$682,179.39 was spent in September.

General Fund Expenditures

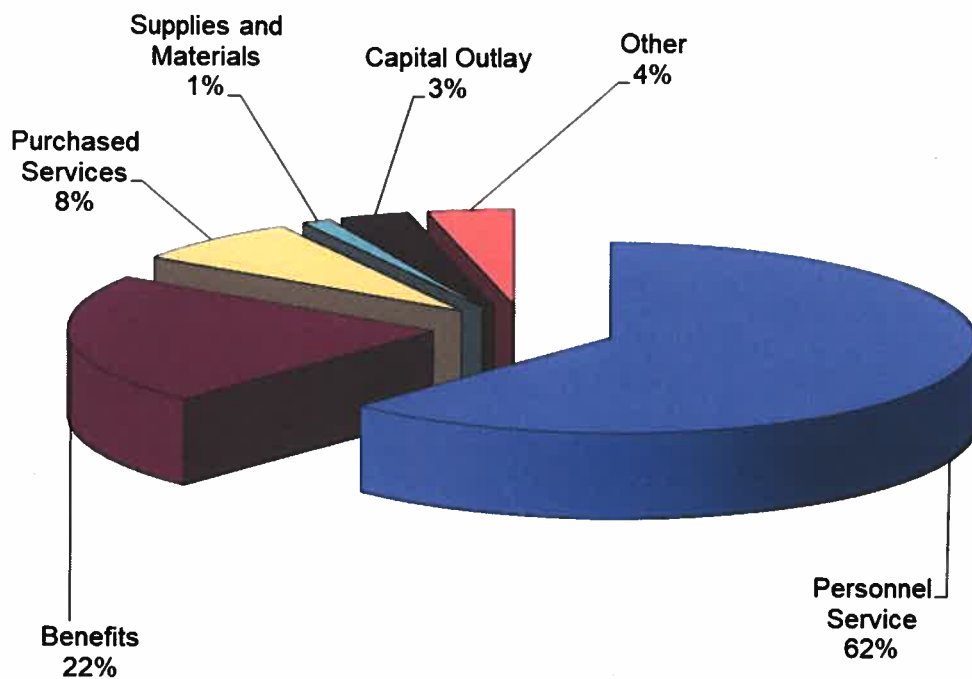


	September-21	September-20	September-19	September-18	September-17	Current Forecast
Personnel Service	\$13,616,917	\$13,235,291	\$12,967,673	\$11,942,975	\$10,001,901	\$52,161,263
Benefits	\$4,886,939	\$4,839,502	\$4,561,649	\$4,461,847	\$4,114,925	\$19,062,402
Purchased Services	\$1,694,358	\$1,928,629	\$2,721,525	\$2,200,287	\$2,477,203	\$10,169,663
Supplies and Materials	\$282,771	\$635,908	\$468,724	\$935,835	\$749,087	\$1,398,749
Capital Outlay	\$683,555	\$688,923	\$1,211,172	\$520,587	\$746,161	\$2,063,141
Other	\$837,236	\$608,414	\$641,145	\$531,728	\$619,019	\$1,717,813
Transfers and Adv., Etc.	\$0	\$0	(\$50)	\$0	\$0	\$1,109,907
Other than Debt						
Total	\$22,001,776	\$21,936,666	\$22,571,838	\$20,593,260	\$18,708,296	\$87,682,936

Current General Fund Revenue



Current General Fund Expenditures



SEPTEMBER 2021

Balance

Bank Balance - Regular Account

1,313,469.51

Financial Checks Outstanding	638,084.19	
Worker Comp Outstanding	148.61	
Payroll Checks Outstanding	67,687.40	
Petty Cash	300.00	
	706,220.20	(706,220.20)
Huntington/Flex Spending	23,505.43	
Flex O/S Checks	1,725.60	21,779.83
JPMorgan/Metlife Claims	28,761.36	28,761.36
Westfield Bank	14,930.28	14,930.28
Westfield Bank Sweep	3,106,242.54	3,106,242.54

Investments:

Redtree Investments	24,028,967.10
T. Rowe - Collins	344,699.57
Scudder -Collins	428,042.83
Scudder - Bushman	7,042.02
Kanehl Stocks	3,598.42
Star Ohio (22923)	26,541,375.84
Multi-Bank Securities	12,330,000.00
Multi-Bank Money Market	9,295.91
Fifth Third Securities	9,430,348.25
Fifth Third Money Market	710,668.39

Total	<hr/> 73,834,038.33	77,613,001.65
--------------	---------------------	---------------

Adjustments

Deposits in Transit	(14,018.66)
Expenses not posted	(4,014.52)
	<hr/> (18,033.18)

Total	<hr/> (18,033.18)	77,594,968.47
--------------	-------------------	---------------

MCSD Balance		77,594,968.47
---------------------	--	---------------

Difference Between Bank vs. Book		0.00
---	--	------

Medina City School District

Sales Tax Update

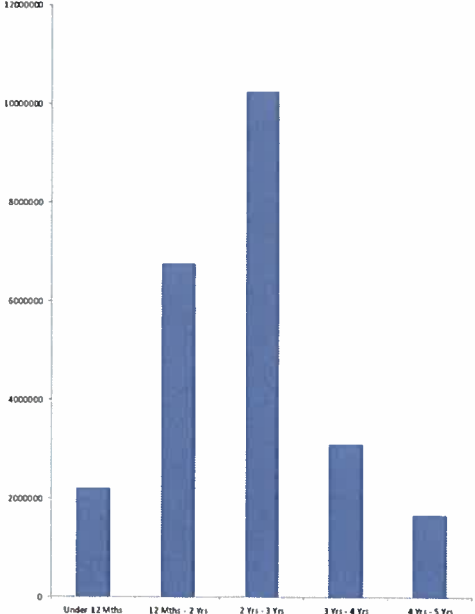
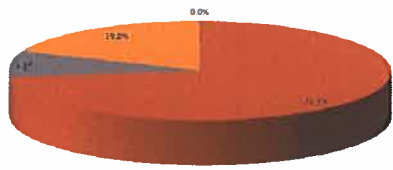
Date	Sales Tax Description	Receipts	Expenditures	Balance
July 1, 2021	Beginning Balance (071) Sales Tax and (002-9012) Bond			\$3,529,350.83
July	Sales Tax Distribution	\$912,109.50		\$4,441,460.33
	Replacement of Board Office Roof Door		\$2,465.00	\$4,438,995.33
	Blake Elementary Pod A Carpet and Tile Replacement		\$15,611.00	\$4,423,384.33
	Cafeteria Tables		\$38,880.24	\$4,384,504.09
	Fleet Master Lease Agreement		\$11,830.95	\$4,372,673.14
	Field Assessment and Design Services for Summer Paving Program		\$23,081.33	\$4,349,591.81
	Refinishing 1016 Lockers at Claggett		\$19,913.60	\$4,329,678.21
	Summer Roofing Project		\$239,240.88	\$4,090,437.33
	Summer Roofing Project		\$185,694.12	\$3,904,743.21
	Roof Replacement Evaluation, Design for Root, Blake, Canavan, BOE, MHS		\$5,372.25	\$3,899,370.96
	2021 District Paving Including Transportation Bus Lot		\$183,221.31	\$3,716,149.65
	Wiring and Breakers for Scoreboard at Dukes Stadium		\$4,596.39	\$3,711,553.26
August	Fleet Master Lease Agreement		\$8,628.79	\$3,702,924.47
	Field Assessment		\$8,625.34	\$3,694,299.13
	Capp Stock 3 CS3		\$5,190.00	\$3,689,109.13
	Roof Replacement Evaluation, Design for Root, Blake, Canavan, BOE, MHS		\$5,372.25	\$3,683,736.88
	Roof Replacement MHS		\$24,900.00	\$3,658,836.88
	Summer Roofing Projects		\$305,874.00	\$3,352,962.88
	Athletic Booster Scoreboard Reimbursement	\$30,000.00		\$3,382,962.88
September	Fleet Master Lease Agreement		\$8,468.72	\$3,374,494.16
	Memorial Stadium Scoreboard		\$31,665.00	\$3,342,829.16
	MHS Roof Fireproof Patching		\$5,500.00	\$3,337,329.16
	Dukes Stadium Scoreboard		\$137,265.10	\$3,200,064.06
	Summer Roof Projects		\$35,302.50	\$3,164,761.56
	Fenn Serving Counters/Cash Register Stand		\$16,249.11	\$3,148,512.45
	Fenn Student Desk, Chairs, and Bench		\$30,372.00	\$3,118,140.45
	Capp Stock 3 CS3		(\$5,190.00)	\$3,123,330.45
	Evolve Remove and Replace Windows		\$14,522.00	\$3,108,808.45
	Remove Two Sidewalk Panels		\$4,500.00	\$3,104,308.45
	Evolve Intallation of Vinyl Floor		\$1,372.50	\$3,102,935.95
	Admin, Fenn, MHS Misc Construction		\$6,450.00	\$3,096,485.95
	Heritage Excavation Concrete		\$6,800.00	\$3,089,685.95
	MHS Antenna Installation		\$51,073.93	\$3,038,612.02
	Installation of Sound System at Dukes and Memorial Stadiums		\$30,110.00	\$3,008,502.02
	District Tree Replacemant		\$3,900.00	\$3,004,602.02
	Fiscal Year Totals	\$942,109.50	\$1,466,858.31	

Medina City School District
Recreation Center Update

Date	Description	District Revenue	District Expenses	City Reimbursements	Total Balance
July 1, 2021	Beginning Balance (003-9001)				\$ 237,578.90
July	No Expenditures				\$ 237,578.90
August	Bleacher Seat Replacement in Fieldhouse			\$4,245.00	\$ 241,823.90
September	Partner Marketing	\$72.60			\$ 241,896.50
	Playground		\$18,848.00		\$ 223,048.50
	Rain Drop Products		\$8,762.10		\$ 214,286.40
	Total Revenues, Expenditures and Reimbursements	\$ 72.60	\$ 27,610.10	\$ 4,245.00	

Monthly Investment Summary
Medina City School District
US Bank Custodian Acct Ending x70982
 September 30, 2021

Monthly Cash Flow Activity		Market Value Summary				
From 08-31-21 through 09-30-21		Security Type	Market Value	Pct. Assets	Avg Yield at Cost	Wght Avg Mat
Beginning Book Value	24,017,397.73	Money Market Fund				
Contributions	0.00	MONEY MARKET FUND	11,317.87	0.0	0.01	0.00
Withdrawals	0.00	Fixed Income				
Realized Gains/Losses	-296.25	MUNICIPAL BONDS	1,992,302.00	8.3	0.62	2.14
Gross Interest Earnings	11,865.62	U.S. GOVERNMENT	17,427,011.99	72.6	0.40	2.46
Ending Book Value	24,028,967.10	AGENCY NOTES				
		U.S. TREASURY NOTES	4,547,361.78	18.9	0.28	1.95
		Accrued Interest	23,956.10	0.1		
		TOTAL PORTFOLIO	24,001,949.74	100.0	0.40	2.34

Maturity Distribution		Security Type Allocation	
<p align="center">Distribution by Maturity</p> 		 <p align="center"> <small> ■ MONEY MARKET FUND ■ U.S. GOVERNMENT AGENCY NOTES ■ MUNICIPAL BONDS ■ U.S. TREASURY NOTES </small> </p>	

Disclosures:

RedTree's internal accounting system is used as the source of the market value of this account. Although obtained from a source believed to be reliable, we cannot guarantee its accuracy. You should review all account statements provided by the custodian and compare with the statements provided by RedTree.

Questions? Call 888.596.2293 or email info@redtreeinv.com

Portfolio Holdings Report
Medina City School District
US Bank Custodian Acct Ending x70982
 September 30, 2021

Quantity	Cusip	Security Description	Moody's	S&P	Cost Basis	Market Value	Yield at Cost	Wtd Maturity	Purchase Date
U.S. GOVERNMENT AGENCY NOTES									
1,200,000	3133ELZN7	Federal Farm Credit Bank 0.160% Due 05-18-22	Aaa	AA+	1,197,804.00	1,200,396.26	0.25	0.63	05-26-20
1,000,000	3133ELN26	Federal Farm Credit Bank 0.260% Due 06-22-22	Aaa	AA+	999,460.00	1,001,439.89	0.29	0.73	06-22-20
700,000	3135G04Q3	Federal Natl Mtg Assoc 0.250% Due 05-22-23	Aaa	AA+	698,064.50	700,249.70	0.34	1.64	05-28-20
1,000,000	3137EAEV7	Federal Home Ln Mtg 0.250% Due 08-24-23	Aaa	AA+	999,630.00	999,563.32	0.26	1.89	10-08-20
500,000	3133EL6J8	Federal Farm Credit Bank 0.220% Due 09-08-23	Aaa	AA+	499,855.00	499,625.00	0.23	1.93	04-08-21
1,000,000	3133EMUF7	Federal Farm Credit Bank 0.220% Due 09-22-23	Aaa	AA+	999,198.00	997,998.83	0.25	1.97	03-22-21
1,000,000	3135G06H1	Federal Natl Mtg Assoc 0.250% Due 11-27-23	Aaa	AA+	998,860.00	998,767.30	0.29	2.15	11-25-20
460,000	3137EAF2	Federal Home Ln Mtg 0.250% Due 12-04-23	Aaa	AA+	459,434.20	458,987.63	0.30	2.17	04-14-21
625,000	3133EMRZ7	Federal Farm Credit Bank 0.250% Due 02-26-24	Aaa	AA+	623,324.16	623,358.56	0.34	2.40	03-09-21
385,000	3133EMRZ7	Federal Farm Credit Bank 0.250% Due 02-26-24	Aaa	AA+	384,110.65	383,988.87	0.33	2.40	03-31-21
1,000,000	3130ALSG0	Federal Home Ln Bank 0.250% Due 03-08-24	Aaa	AAA	998,332.00	996,312.33	0.31	2.43	05-24-21
240,000	3133EMTW2	Federal Farm Credit Bank 0.300% Due 03-18-24	Aaa	AA+	239,805.60	239,125.58	0.33	2.45	04-27-21
1,200,000	3133EMGF3	Federal Farm Credit Bank 0.350% Due 05-16-24	Aaa	AA+	1,197,900.00	1,197,635.86	0.40	2.61	11-19-20
115,000	3130ANMM9	Federal Home Ln Bank 0.540% Due 08-26-24	Aaa	AAA	115,000.00	114,886.70	0.54	2.88	08-26-21
750,000	3130ANX88	Federal Home Ln Bank 0.500% Due 09-27-24	Aaa	AA+	749,775.00	747,720.90	0.51	2.96	09-27-21
1,500,000	3130ALQV9	Federal Home Ln Bank 0.570% Due 09-30-24	Aaa	AA+	1,500,000.00	1,499,140.98	0.57	2.97	03-30-21
500,000	3130ALTH7	Federal Home Ln Bank 0.510% Due 09-30-24	Aaa	AA+	500,000.00	499,388.75	0.51	2.97	03-30-21
415,000	3130AKDS2	Federal Home Ln Bank 0.390% Due 10-28-24	Aaa	AA+	415,402.55	413,431.85	0.36	3.05	02-19-21
1,000,000	3135G06E8	Federal Natl Mtg Assoc 0.420% Due 11-18-24	Aaa	AA+	998,250.00	996,584.78	0.46	3.10	11-18-20
1,200,000	3133EMER9	Federal Farm Credit Bank 0.470% Due 01-27-25	Aaa	AA+	1,198,620.00	1,191,129.20	0.50	3.29	10-29-20
800,000	3134GXDM3	Federal Home Ln Mtg 0.620% Due 12-01-25	Aaa	AA+	799,400.00	794,179.33	0.64	4.10	12-02-20
380,000	3134GXHD9	Federal Home Ln Mtg 0.700% Due 12-23-25	Aaa	AA+	380,000.00	377,776.35	0.70	4.15	12-23-20
500,000	3130AKZ25	Federal Home Ln Bank 0.650% Due 02-26-26	Aaa	AA+	500,000.00	495,324.01	0.65	4.33	02-26-21
Accrued Interest						11,743.20			
					17,452,225.66	17,438,755.18	0.40	2.46	
MUNICIPAL BONDS									
500,000	0100332D9	City of Akron, OH GO 2.000% Due 12-01-22		A+	515,505.00	509,205.00	0.48	1.15	11-12-20
460,000	244721FK7	Defiance CSD, OH GO 4.000% Due 12-01-23	Aa2		502,522.40	489,762.00	1.20	2.07	07-16-20
500,000	677581JA9	State of Ohio, OH REV 0.300% Due 12-15-23	Aa2	AA	500,000.00	497,650.00	0.30	2.20	06-08-21
500,000	677581JB7	State of Ohio, OH REV 0.520% Due 12-15-24	Aa2	AA	500,000.00	495,685.00	0.52	3.17	06-08-21

Disclosures:

RedTree's internal accounting system is used as the source of the market value of this account. Although obtained from a source believed to be reliable, we cannot guarantee its accuracy. You should review all account statements provided by the custodian and compare with the statements provided by RedTree.

Questions? Call 888.596.2293 or email info@redtreeinv.com

Portfolio Holdings Report
Medina City School District
US Bank Custodian Acct Ending x70982
 September 30, 2021

Quantity	Cusip	Security Description	Moody's	S&P	Cost Basis	Market Value	Yield at Cost	Wtd Maturity	Purchase Date
Accrued Interest						10,753.61			
					2,018,027.40	2,003,055.61	0.62	2.14	
U.S. TREASURY NOTES									
600,000	91282CBN0	US Treasury Note 0.125% Due 02-28-23	Aaa	AA+	599,250.00	599,531.40	0.20	1.41	06-22-21
600,000	91282CBU4	US Treasury Note 0.125% Due 03-31-23	Aaa	AA+	599,109.38	599,437.20	0.21	1.50	06-22-21
1,045,000	91282CCK5	US Treasury Note 0.125% Due 06-30-23	Aaa	AA+	1,041,938.47	1,043,122.13	0.27	1.75	06-30-21
810,000	91282CDA6	US Treasury Note 0.250% Due 09-30-23	Aaa	AA+	809,086.59	809,335.80	0.31	1.99	09-30-21
950,000	91282CBR1	US Treasury Note 0.250% Due 03-15-24	Aaa	AA+	948,033.21	946,622.75	0.33	2.45	08-09-21
550,000	91282CBV2	US Treasury Note 0.375% Due 04-15-24	Aaa	AA+	549,978.52	549,312.50	0.38	2.52	09-20-21
Accrued Interest						1,459.29			
					4,547,396.17	4,548,821.08	0.28	1.95	
MONEY MARKET FUND									
	USBMMF	First American Treasury Obligations Fund			11,317.87	11,317.87	0.01		
TOTAL PORTFOLIO					24,028,967.10	24,001,949.74	0.40	2.34	

Disclosures:

RedTree's internal accounting system is used as the source of the market value of this account. Although obtained from a source believed to be reliable, we cannot guarantee its accuracy. You should review all account statements provided by the custodian and compare with the statements provided by RedTree.

Questions? Call 888.596.2293 or email info@redtreeinv.com

Monthly Activity Reports
Medina City School District
US Bank Custodian Acct Ending x70982
 From 09-01-21 Through 09-30-21

GROSS INTEREST INCOME

Ex-Date	Pay-Date	Security	Amount
U.S. GOVERNMENT AGENCY NOTES			
09-01-21	09-02-21	Federal Home Ln Bank 0.125% Due 06-02-23	229.17
09-08-21	09-08-21	Federal Home Ln Bank 0.250% Due 03-08-24	1,152.78
09-08-21	09-08-21	Federal Farm Credit Bank 0.220% Due 09-08-23	550.00
09-20-21	09-20-21	Federal Farm Credit Bank 0.300% Due 03-18-24	360.00
09-22-21	09-22-21	Federal Farm Credit Bank 0.220% Due 09-22-23	1,100.00
09-27-21	09-27-21	Federal Home Ln Bank 0.500% Due 09-27-24	0.00
09-25-21	09-27-21	Federal Home Ln Mtg 0.375% Due 03-25-24	2,250.00
09-30-21	09-30-21	Federal Home Ln Bank 0.570% Due 09-30-24	4,275.00
09-30-21	09-30-21	Federal Home Ln Bank 0.510% Due 09-30-24	1,275.00
			<hr/> 11,191.95
U.S. TREASURY NOTES			
09-15-21	09-15-21	US Treasury Note 0.250% Due 03-15-24	1,187.50
09-17-21	09-20-21	US Treasury Note 0.375% Due 04-15-24	-890.37
09-30-21	09-30-21	US Treasury Note 0.125% Due 03-31-23	375.00
09-30-21	09-30-21	US Treasury Note 0.250% Due 09-30-23	0.00
			<hr/> 672.13
MONEY MARKET FUND			
09-01-21	09-01-21	First American Treasury Obligations Fund	1.54
GROSS INCOME			<hr/> 11,865.62

Disclosures:

RedTree's internal accounting system is used as the source of the market value of this account. Although obtained from a source believed to be reliable, we cannot guarantee its accuracy. You should review all account statements provided by the custodian and compare with the statements provided by RedTree.

Questions? Call 888.596.2293 or email info@redtreeinv.com

Purchase and Sale
Medina City School District
US Bank Custodian Acct Ending x70982
 From 09-01-21 Through 09-30-21

Trade Date	Settle Date	Quantity	Security	Unit Price	Amount
PURCHASES					
09-27-2021	09-27-2021	750,000	Federal Home Ln Bank 0.500% Due 09-27-24	99.97	749,775.00
09-17-2021	09-20-2021	550,000	US Treasury Note 0.375% Due 04-15-24	100.00	549,978.52
09-30-2021	09-30-2021	810,000	US Treasury Note 0.250% Due 09-30-23	99.89	809,086.59
					2,108,840.11
SALES					
09-01-2021	09-02-2021	750,000	Federal Home Ln Bank 0.125% Due 06-02-23	99.91	749,325.75
09-25-2021	09-27-2021	1,200,000	Federal Home Ln Mtg 0.375% Due 03-25-24	100.00	1,200,000.00
					1,949,325.75

Disclosures:

RedTree's internal accounting system is used as the source of the market value of this account. Although obtained from a source believed to be reliable, we cannot guarantee its accuracy. You should review all account statements provided by the custodian and compare with the statements provided by RedTree.

Questions? Call 888.596.2293 or email info@redtreeinv.com

Realized Gains/Losses
Medina City School District
US Bank Custodian Acct Ending x70982
From 09-01-21 Through 09-30-21

Open Date	Close Date	Quantity	Security	Cost Basis	Proceeds	Gain Or Loss	
						Short Term	Long Term
06-04-2021	09-02-2021	750,000	Federal Home Ln Bank 0.125% Due 06-02-23	749,310.00	749,325.75	15.75	
02-02-2021	09-27-2021	1,200,000	Federal Home Ln Mtg 0.375% Due 03-25-24	1,200,312.00	1,200,000.00	-312.00	
TOTAL GAINS						15.75	0.00
TOTAL LOSSES						-312.00	0.00
TOTAL REALIZED GAIN/LOSS				1,949,622.00	1,949,325.75	-296.25	0.00
		-296.25					

Disclosures:

RedTree's internal accounting system is used as the source of the market value of this account. Although obtained from a source believed to be reliable, we cannot guarantee its accuracy. You should review all account statements provided by the custodian and compare with the statements provided by RedTree.

Questions? Call 888.596.2293 or email info@redtreeinv.com

ENV# CEBLLCTRBBLJQCN_BBBBB
FIFTH THIRD SECURITIES, INC.
MD 1M0B2A
5050 KINGSLEY DRIVE
CINCINNATI, OH 45263



MEDINA CITY SCHOOLS
DAVID CHAMBERS
739 WEYMOUTH RD
MEDINA OH 44256

STATEMENT FOR THE PERIOD SEPTEMBER 1, 2021 TO SEPTEMBER 30, 2021

MEDINA CITY SCHOOLS - Corporation
Account Number: [REDACTED]

By the courtesy of:
CARTER/SAVAGE

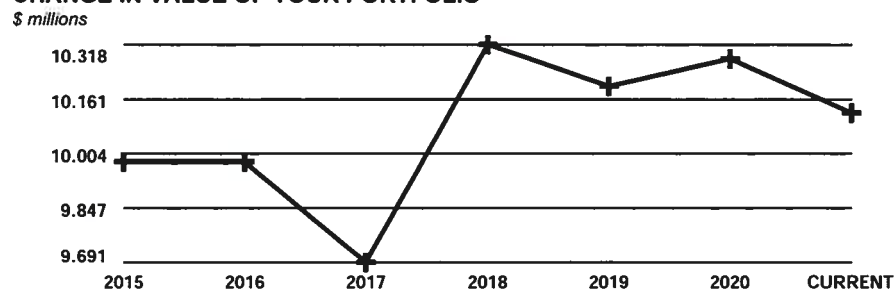
For questions about your accounts:
Local: 614 744 5496
In-State: 614 744 7074
National: 888 889 1025

TOTAL VALUE OF YOUR PORTFOLIO **\$10,122,797.13**

FOR YOUR INFORMATION

Fifth Third Securities, Inc. Investments offered through Fifth Third Securities, Inc., member
FINRA/SIPC

CHANGE IN VALUE OF YOUR PORTFOLIO



Change In Value Of Your Portfolio information can be found in Miscellaneous Footnotes at the end of this statement.

Fifth Third Securities, Inc.

MN_CEBLLCTRBBLJQCN_BBBBB 20210930

Account carried with National Financial Services LLC, Member
NYSE, SIPC

Statement for the Period September 1, 2021 to September 30, 2021

MEDINA CITY SCHOOLS - Corporation

Account Number: [REDACTED]



Account Overview

CHANGE IN ACCOUNT VALUE	Current Period	Year-to-Date
BEGINNING VALUE	\$10,156,575.45	\$10,277,238.45
Additions and Withdrawals	(\$3,173.86)	(\$127,945.88)
Income	\$3,173.86	\$127,945.88
Taxes, Fees and Expenses	\$0.00	\$0.00
Change in Value	(\$33,778.32)	(\$154,441.32)
ENDING VALUE (AS OF 09/30/21)	\$10,122,797.13	\$10,122,797.13

Refer to Miscellaneous Footnotes for more information on Change in Value.

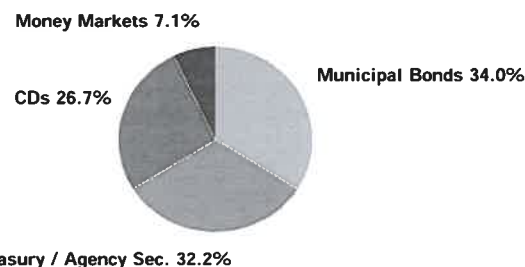
INCOME

TAXABLE	Current Period	Year-to-Date
Taxable Dividends	\$9.39	\$145.99
Taxable Interest	\$3,164.47	\$74,924.89
TOTAL TAXABLE	\$3,173.86	\$75,070.88
NON-TAXABLE	Current Period	Year-to-Date
Muni Tax Exempt Interest	\$0.00	\$52,875.00
TOTAL NON-TAXABLE	\$0.00	\$52,875.00
TOTAL INCOME	\$3,173.86	\$127,945.88

Taxable income is determined based on information available to NFS at the time the statement was prepared, and is subject to change. Final information on taxation of interest and dividends is available on Form 1099-Div, which is mailed in February of the subsequent year.

REALIZED GAIN (LOSS)	Current Period	Year-to-Date
Short Term Gain	\$0.00	\$0.00
Short Term Loss	\$0.00	\$0.00
Disallowed Short Term Loss	\$0.00	\$0.00
TOTAL SHORT TERM GAIN (LOSS)	\$0.00	\$0.00

ACCOUNT ALLOCATION



	Percent	Prior Period	Current Period
Money Markets	7.1 %	\$465,668.39	\$710,668.39
CDs	26.7	\$2,953,542.31	\$2,706,262.39
Municipal Bonds	34.0	\$3,468,905.00	\$3,444,844.10
U.S. Treasury / Agency Sec.	32.2	\$3,268,459.75	\$3,261,022.25
TOTAL	100.0 %	\$10,156,575.45	\$10,122,797.13

Account Allocation shows the percentage that each asset class represents of your total account value. Account Allocation for equities, fixed income, and other categories may include mutual funds and may be net of short positions. NFS has made assumptions concerning how certain mutual funds are allocated. Closed-end mutual funds and Exchange Traded Products (ETPs) listed on an exchange may be included in the equity allocation. The chart may not reflect your actual portfolio allocation. Consult your broker/dealer prior to making investment decisions.

Statement for the Period September 1, 2021 to September 30, 2021

MEDINA CITY SCHOOLS - Corporation
Account Number: [REDACTED]



Account Overview *continued*

REALIZED GAIN (LOSS) <i>continued</i>	Current Period	Year-to-Date
Long Term Gain	\$0.00	\$1,141.70
Long Term Loss	\$0.00	\$0.00
Disallowed Long Term Loss	\$0.00	\$0.00
TOTAL LONG TERM GAIN (LOSS)	\$0.00	\$1,141.70

NFS-provided cost basis, realized gain (loss) and holding period information may not reflect all adjustments necessary for your tax reporting purposes. Please refer to Footnotes and Cost Basis Information at the end of this statement for more information.

MESSAGES AND ALERTS

Customers wishing to learn more about their investment professional can contact the FINRA BrokerCheck Hotline Number at 1-800-289-9999 or visit the FINRA Regulation website www.finra.org. Customers can also obtain an investor brochure that includes information describing the FINRA BrokerCheck program by contacting Brokerage Operations 1-888-889-1025.

Fifth Third Securities reminds you to please promptly report any inaccuracies or discrepancies in your account to Brokerage Operations by calling 1-888-889-1025. Please reconfirm any oral communications in writing to your investment professional to further protect your rights under the Securities Investor Protection Act SIPA. Visit [53.com/FTSdisclosure](https://www.53.com/FTSdisclosure) to find important disclosures for retail investors, which includes information on the services our firm offers, fees, costs, and conflicts of interest.

Customers wishing to learn more about how an order is routed or executed should notify their investment professional in writing. Pursuant to SEC rules, customers can request details on the identity of the venue to which their orders were routed for execution. A written report will be furnished upon request. To learn more about how your order is routed online, please visit <https://www.53.com/investments>.

Statement for the Period September 1, 2021 to September 30, 2021

MEDINA CITY SCHOOLS - Corporation

Account Number: [REDACTED]



Holdings

NFS-provided cost basis, realized gain (loss) and holding period information may not reflect all adjustments necessary for tax purposes. Please refer to Footnotes and Cost Basis Information at the end of this statement for more information.

For additional information regarding your holdings, please refer to the footnotes at the end of the statement.

Client Investment - Reflects the amount from share purchases, transfers and conversions that have customer or third party provided cost basis. The amount does not reflect all account activity, including, but not limited to shares acquired via certain corporate actions, gifted/inherited, date of death step-up, or dividend reinvestments. The amount may fluctuate over time based on activity within the account due to buying, transferring or converting additional shares or selling all or part of a security. Transfers or conversions that do not have cost basis will not be reflected in the Client Investment amount. The reflected Client Investment amount does not represent your cost basis reported on IRS Form 1099-B, as it is a separate calculation.

CASH AND CASH EQUIVALENTS - 7.02% of Total Account Value

Description	Symbol/Cusip Account Type	Quantity	Price on 09/30/21	Current Market Value	Estimated Annual Income
Money Markets					
FEDERATED HERMES GOVT OBLIGATIONS IS 7 DAY YIELD .03%	GOIXX	710,668.39	\$1.00	\$710,668.39	
Dividend Option Cash	CASH				
Capital Gain Option Cash					
Total Cash and Cash Equivalents				\$710,668.39	

Statement for the Period September 1, 2021 to September 30, 2021

MEDINA CITY SCHOOLS - Corporation
Account Number: [REDACTED]



HOLDINGS > FIXED INCOME - 92.98% of Total Account Value

ALERT: You have a fixed income position due to mature within the next 90 days.

For an explanation of fixed income pricing, please see the last page. Redemption schedule(s), bond rating(s), and other information are provided where available. If information does not appear regarding a particular investment, it is not available. The ratings on this statement are provided by Standard & Poor's and/or Moody's to rate the quality based on the respective rating agency's assessment. Ratings information from Standard & Poor's ("S&P") may not be reproduced. S&P credit ratings are statements of opinion and are not statements of fact or recommendations to purchase, hold, or sell securities, nor do they address the suitability of securities for investment purposes, and should not be relied on as investment advice. S&P does not guarantee the accuracy, completeness, timeliness or availability of any information, including ratings, and is not responsible for errors or omissions (negligent or otherwise). S&P gives no express or implied warranties, including but not limited to any warranties of merchantability or fitness for a particular purpose or use. S&P shall not be liable for any direct, indirect, incidental, exemplary, compensatory, punitive, special or consequential damages, costs, expenses, legal fees, or losses (including lost income or profits and opportunity costs) in connection with any use of ratings.

Description	Symbol/Cusip Account Type	Quantity	Estimated Price on 09/30/21	Estimated Current Market Value	Estimated Annual Income	Original/Adjusted Cost Basis	Unrealized Gain (Loss)
CDs							
Certificates of Deposit (CDs), including Market Indexed CDs and Market Linked CDs (collectively, MCDs) are generally shown at estimated market prices based upon a matrix or model pricing method that may not represent the actual price if sold prior to maturity. However, CDs and MCDs may be shown at face value for up to seven calendar days from date of issue if estimated market prices have not been received from a third party pricing vendor. The actual value of CDs and MCDs may be different from their purchase price. CDs and MCDs are subject to interest rate risk. The estimated market price reflected for MCDs may not be based on the actual closing value of the linked market index on the final maturity date and the market value of MCDs may not correspond directly to increases or decreases in the underlying linked market index. You may sell CDs or MCDs in the secondary market subject to market conditions. The secondary market for CDs and MCDs is generally illiquid. If sold prior to maturity, the value of MCDs may be less than the purchase amount or face value. The sale or redemption of any fixed income security prior to maturity may result in a substantial gain or loss, and an early withdrawal penalty may apply. Certain MCDs may only be redeemed on pre-specified liquidation dates and may have call features that allow the issuer to call the MCD prior to maturity. Certain Step Rate CDs are also subject to reinvestment risk if call provisions are exercised by the issuer and if a CD with a comparable rate is not available.							
See sales materials or contact your broker/dealer for additional information.							
MEDALLION BK UTAH CD 2.45000% 02/16/2022 FDIC INSURED CPN PMT MONTHLY Next Interest Payable: 10/16/21 Estimated Yield 2.42% Accrued Interest \$246.68 Average Unit Cost \$1.00 Client Investment \$245,000.00 Adjusted Cost Basis	58404DBD2 CASH	245,000	\$1.00888	\$247,175.60	\$6,002.50	\$245,000.00	
						\$245,000.00	\$2,175.60
NORTHFIELD BK STATEN ISLAND NY CD 2.45000% 02/22/2022 FDIC INSURED CPN PMT SEMI-ANNUAL ON AUG 21, FEB 21 Next Interest Payable: 02/21/22 Estimated Yield 2.42% Accrued Interest \$674.25 Average Unit Cost \$1.00 Client Investment \$245,000.00 Adjusted Cost Basis	66612ACG1 CASH	245,000	\$1.00946	\$247,317.70	\$6,002.50	\$245,000.00	
						\$245,000.00	\$2,317.70
WELLS FARGO NATL BK WEST LAS V CD	949495AF2	245,000	\$1.02096	\$250,135.20	\$4,532.50	\$245,000.00	

Fifth Third Securities, Inc.

Account carried with National Financial Services LLC, Member
NYSE, SIPC

MN_CEBLLCTRBLJQCN_BBBB 20210930

Statement for the Period September 1, 2021 to September 30, 2021

MEDINA CITY SCHOOLS - Corporation

Account Number: [REDACTED]



Fifth Third
Securities

HOLDINGS > FIXED INCOME *continued*

Description	Symbol/Cusip Account Type	Quantity	Estimated Price on 09/30/21	Estimated Current Market Value	Estimated Annual Income	Original/Adjusted Cost Basis	Unrealized Gain (Loss)
WELLS FARGO NATL BK WEST LAS V CD 1.85000% 12/30/2022 FDIC INSURED CPN PMT MONTHLY Next Interest Payable: 10/30/21 Estimated Yield 1.81% Accrued Interest \$12.42 Average Unit Cost \$1.00 Client Investment \$245,000.00 Adjusted Cost Basis	949495AF2 CASH	<i>continued</i>				\$245,000.00 D	\$5,135.20
EVERGREEN BK GROUP ILL CD 1.05000% 04/17/2023 FDIC INSURED CPN PMT MONTHLY Next Interest Payable: 10/15/21 Estimated Yield 1.03% Accrued Interest \$105.86 Average Unit Cost \$1.00 Client Investment \$230,000.00 Adjusted Cost Basis	300185JK2 CASH	230,000	\$1.0124	\$232,852.00	\$2,415.00	\$230,000.00 D	\$2,852.00
FIRST SOURCE BK SOUTH BEND IND CD 1.35000% 08/03/2023 FDIC INSURED CPN PMT MONTHLY Next Interest Payable: 10/03/21 Estimated Yield 1.32% Accrued Interest \$224.73 Average Unit Cost \$1.00 Client Investment \$217,000.00 Adjusted Cost Basis	33646CMB7 CASH	217,000	\$1.01885	\$221,090.45	\$2,929.50	\$217,000.00 D	\$4,090.45
NEW YORK COMMUNITY BANK CD 0.30000% 12/11/2023 FDIC INSURED CPN PMT SEMI-ANNUAL ON JUN 11, DEC 11 Next Interest Payable: 12/11/21 Estimated Yield 0.30% Accrued Interest \$229.22 Average Unit Cost \$1.00 Client Investment \$249,000.00 Adjusted Cost Basis	649447UH0 CASH	249,000	\$0.99737	\$248,345.13	\$747.00	\$249,000.00 D	(\$654.87)
MORGAN STANLEY BK N A CD 0.25000%	61765QQ28	249,000	\$0.99789	\$248,474.61	\$622.50	\$249,000.00	

Fifth Third Securities, Inc.

Account carried with National Financial Services LLC, Member
NYSE, SIPC

MN_CEBLLCTRBBLJQCN_BBBBB 20210930

Statement for the Period September 1, 2021 to September 30, 2021

MEDINA CITY SCHOOLS - Corporation

Account Number: [REDACTED]



HOLDINGS > FIXED INCOME *continued*

Description	Symbol/Cusip Account Type	Quantity	Estimated Price on 09/30/21	Estimated Current Market Value	Estimated Annual Income	Original/Adjusted Cost Basis	Unrealized Gain (Loss)
MORGAN STANLEY BK N A CD 0.25000%	61765QQ28	<i>continued</i>					
01/08/2024 FDIC INSURED	CASH						
CPN PMT QUARTERLY							
ON OCT 08, JAN 08, APR 08, JUL 08							
Next Interest Payable: 10/08/21							
STEP COUPON							
RESET FREQUENCY TERM MODE							
NEXT RESET 07/08/2022 @ 0.35000							
Estimated Yield 0.25%							
Accrued Interest \$143.26							
Average Unit Cost \$1.00							
Client Investment \$249,000.00							
Adjusted Cost Basis						\$249,000.00 D	(\$525.39)
CFBANK FAIRLAWN OH CD 2.80000%	15721UCY3	235,000	\$1.05632	\$248,235.20	\$6,580.00	\$235,000.00	
03/15/2024 FDIC INSURED	CASH						
CPN PMT MONTHLY							
Next Interest Payable: 10/15/21							
Estimated Yield 2.65%							
Accrued Interest \$288.44							
Average Unit Cost \$1.00							
Client Investment \$235,000.00							
Adjusted Cost Basis						\$235,000.00 D	\$13,235.20
FIRST & FMRS BK PORTLAND ND CD 2.40000%	31860PAL2	245,000	\$1.04891	\$256,982.95	\$5,880.00	\$245,000.00	
05/30/2024 FDIC INSURED	CASH						
CPN PMT MONTHLY							
Next Interest Payable: 10/30/21							
Estimated Yield 2.28%							
Accrued Interest \$16.11							
Average Unit Cost \$1.00							
Client Investment \$245,000.00							
Adjusted Cost Basis						\$245,000.00 D	\$11,982.95
STATE BK REESEVILLE WIS CD 2.25000%	856487AX1	240,000	\$1.04556	\$250,934.40	\$5,400.00	\$240,000.00	
06/28/2024 FDIC INSURED	CASH						
CPN PMT MONTHLY							
Next Interest Payable: 10/28/21							
Estimated Yield 2.15%							
Accrued Interest \$44.38							
Average Unit Cost \$1.00							

Fifth Third Securities, Inc.

Account carried with National Financial Services LLC, Member
NYSE, SIPC

MN_CEBLLCTRBBLJQCN_BBBBB 20210930

Statement for the Period September 1, 2021 to September 30, 2021

MEDINA CITY SCHOOLS - Corporation
Account Number: [REDACTED]



HOLDINGS > FIXED INCOME *continued*

Description	Symbol/Cusip Account Type	Quantity	Estimated Price on 09/30/21	Estimated Current Market Value	Estimated Annual Income	Original/Adjusted Cost Basis	Unrealized Gain (Loss)
STATE BK REESEVILLE WIS CD 2.25000%	856487AX1	<i>continued</i>					
Client Investment \$240,000.00							
Adjusted Cost Basis						\$240,000.00 D	\$10,934.40
RAYMOND JAMES BK NATL ASSN CD 2.00000%	75472RAE1	245,000	\$1.03967	\$254,719.15	\$4,900.00	\$245,000.00	
08/23/2024 FDIC INSURED	CASH						
CPN PMT SEMI-ANNUAL							
ON FEB 23, AUG 23							
Next Interest Payable: 02/23/22							
Estimated Yield 1.92%							
Accrued Interest \$523.56							
Average Unit Cost \$1.00							
Client Investment \$245,000.00							
Adjusted Cost Basis						\$245,000.00 D	\$9,719.15
Total CDs		2,645,000		\$2,706,262.39	\$46,011.50	\$2,645,000.00	\$61,262.39
Municipal Bonds							
WASHINGTON OHIO LOC SCH DIST LUCAS CNTY	939483FL2	740,000	\$100.749	\$745,542.60	\$37,000.00	\$776,186.00	
05.00000% 12/01/2021 FACS CONSTR IMPT GO	CASH						
UNLTD TAX BDS SER. 2020 A							
OH SCH DST CR ENH PG							
UNLIMITED GEN OBLIG							
MOODY'S Aa2							
CPN PMT SEMI-ANNUAL							
ON DEC 01, JUN 01							
Next Interest Payable: 12/01/21							
Accrued Interest \$12333.33							
Average Unit Cost \$100.49							
Client Investment \$776,186.00							
Adjusted Cost Basis						\$743,657.24 D	\$1,885.36
YTD Amortized Premium	\$10,862.81 E						
WASHINGTON OHIO LOC SCH DIST LUCAS CNTY	939483FM0	775,000	\$105.424	\$817,036.00	\$38,750.00	\$835,054.75	
05.00000% 12/01/2022 FACS CONSTR IMPT GO	CASH						
UNLTD TAX BDS SER. 2020 A							
OH SCH DST CR ENH PG							
UNLIMITED GEN OBLIG							
MOODY'S Aa2							
CPN PMT SEMI-ANNUAL							
ON DEC 01, JUN 01							

Fifth Third Securities, Inc.

Account carried with National Financial Services LLC, Member
NYSE, SIPC

MN _CEBLLCTRBBLJQCN_BBBBB 20210930

Statement for the Period September 1, 2021 to September 30, 2021

MEDINA CITY SCHOOLS - Corporation

Account Number: [REDACTED]



**Fifth Third
Securities**

HOLDINGS > FIXED INCOME *continued*

Description	Symbol/Cusip Account Type	Quantity	Estimated Price on 09/30/21	Estimated Current Market Value	Estimated Annual Income	Original/Adjusted Cost Basis	Unrealized Gain (Loss)
WASHINGTON OHIO LOC SCH DIST LUCAS CNTY	939483FM0	continued					
Next Interest Payable: 12/01/21							
Accrued Interest \$12916.67							
Average Unit Cost \$103.44							
Client Investment \$835,054.75							
Adjusted Cost Basis						\$801,638.55	\$15,397.45
YTD Amortized Premium	\$11,159.13 E						
COLUMBUS OHIO ST CMNTY COLLEGE 00.56700%	19954VAJ6	250,000	\$99.605	\$249,012.50	\$1,417.50	\$250,000.00	
12/01/2024 TAXABLE FACS CONSTR IMPT GO	CASH						
UNLTD TAX BDS SER. 2020 B							
UNLIMITED GEN OBLIG							
MOODY'S Aa1 /S&P AA							
CPN PMT SEMI-ANNUAL							
ON JUN 01, DEC 01							
Next Interest Payable: 12/01/21							
Accrued Interest \$472.50							
Average Unit Cost \$100.00							
Client Investment \$250,000.00							
Adjusted Cost Basis						\$250,000.00	(\$987.50)
CENTERVILLE OHIO CITY SCH DIST 00.81900%	152239JX8	250,000	\$99.422	\$248,555.00	\$2,047.50	\$250,772.50	
12/01/2025 TAXABLE UNLTD TAX GO IMPT REF	CASH						
BDS SER. 2020							
UNLIMITED GEN OBLIG							
MOODY'S Aa1							
CPN PMT SEMI-ANNUAL							
ON DEC 01, JUN 01							
Next Interest Payable: 12/01/21							
Accrued Interest \$682.50							
Average Unit Cost \$100.28							
Client Investment \$250,772.50							
Adjusted Cost Basis						\$250,705.84	(\$2,150.84)
YTD Amortized Premium	\$11.11 E						
FRANKLIN CNTY OHIO TAXABLE GO LTD TAX	3531727W3	1,400,000	\$98.907	\$1,384,698.00	\$11,900.00	\$1,400,000.00	
00.85000% 06/01/2026 VAR PURP REF BDS	CASH						
SER. 2021 B							
LIMITED GEN OBLIG							
MOODY'S Aaa /S&P AAA							
CPN PMT SEMI-ANNUAL							
ON DEC 01, JUN 01							

Fifth Third Securities, Inc.

Account carried with National Financial Services LLC. Member
NYSE, SIPC

MN_CEBLLCTRBLJQCN_BBBBB 20210930

Statement for the Period September 1, 2021 to September 30, 2021

MEDINA CITY SCHOOLS - Corporation
Account Number: [REDACTED]



HOLDINGS > FIXED INCOME *continued*

Description	Symbol/Cusip Account Type	Quantity	Estimated Price on 09/30/21	Estimated Current Market Value	Estimated Annual Income	Original/Adjusted Cost Basis	Unrealized Gain (Loss)
FRANKLIN CNTY OHIO TAXABLE GO LTD TAX	3531727W3	continued					
1ST CPN DTE 12/01/2021							
Next Interest Payable: 12/01/21							
Accrued Interest \$2776.67							
Average Unit Cost \$100.00							
Client Investment \$1,400,000.00							
Adjusted Cost Basis						\$1,400,000.00 D	(\$15,302.00)
Total Municipal Bonds		3,415,000		\$3,444,844.10	\$91,115.00	\$3,446,001.63	(\$1,157.53)
U.S. Treasury / Agency Securities							
FEDERAL NATL MTG ASSN NOTE 0.42000%	3135G06E8	275,000	\$99.659	\$274,062.25	\$1,155.00	\$274,835.00	
11/18/2024	CASH						
MOODY'S Aaa /S&P AA+							
CPN PMT SEMI-ANNUAL							
ON MAY 18, NOV 18							
Next Interest Payable: 11/18/21							
CALLABLE ON 11/18/2022 @ 100.0000							
Accrued Interest \$426.71							
Average Unit Cost \$99.94							
Client Investment \$274,835.00							
Adjusted Cost Basis						\$274,835.00 D	(\$772.75)
FEDERAL FARM CR BKS BOND 0.53000%	3133EMFC1	1,000,000	\$99.589	\$995,890.00	\$5,300.00	\$998,500.00	
07/29/2025	CASH						
MOODY'S Aaa /S&P AA+							
CPN PMT SEMI-ANNUAL							
ON JAN 29, JUL 29							
Next Interest Payable: 01/29/22							
CONTINUOUSLY CALLABLE FROM 10/29/2021							
CALLABLE ON 10/29/2021 @ 100.0000							
Accrued Interest \$912.78							
Average Unit Cost \$99.85							
Client Investment \$998,500.00							
Adjusted Cost Basis						\$998,500.00 D	(\$2,610.00)
FEDERAL FARM CR BKS BOND 0.61000%	3133EL4W1	1,000,000	\$99.272	\$992,720.00	\$6,100.00	\$1,000,000.00	
08/25/2025	CASH						
MOODY'S Aaa /S&P AA+							
CPN PMT SEMI-ANNUAL							
ON FEB 25, AUG 25							

Fifth Third Securities, Inc.

Account carried with National Financial Services LLC, Member
NYSE, SIPC

MN_CEBLLCTRBBLJQCN_BBBBB 20210930

Statement for the Period September 1, 2021 to September 30, 2021

MEDINA CITY SCHOOLS - Corporation
Account Number: [REDACTED]



HOLDINGS > FIXED INCOME *continued*

Description	Symbol/Cusip Account Type	Quantity	Estimated Price on 09/30/21	Estimated Current Market Value	Estimated Annual Income	Original/Adjusted Cost Basis	Unrealized Gain (Loss)
FEDERAL FARM CR BKS BOND 0.61000%	3133EL4W1	continued					
Next Interest Payable: 02/25/22							
CONTINUOUSLY CALLABLE FROM 02/25/2021							
CALLABLE ON 10/06/2021 @ 100.0000							
Accrued Interest \$610.00							
Average Unit Cost \$100.00							
Client Investment \$1,000,000.00							
Adjusted Cost Basis						\$1,000,000.00 D	(\$7,280.00)
FEDERAL HOME LOAN BA SER L7-2026	3130ALVT8	1,000,000	\$99.835	\$998,350.00	\$5,000.00	\$1,000,000.00	
0.50000% 04/14/2026	CASH						
MOODY'S Aaa /S&P AA+							
CPN PMT SEMI-ANNUAL							
ON OCT 14, APR 14							
1ST CPN DTE 10/14/2021							
Next Interest Payable: 10/14/21							
CALLABLE ON 10/14/2021 @ 100.0000							
STEP COUPON							
RESET FREQUENCY TERM MODE							
NEXT RESET 04/14/2023							
Accrued Interest \$2305.56							
Average Unit Cost \$100.00							
Client Investment \$1,000,000.00							
Adjusted Cost Basis						\$1,000,000.00 D	(\$1,650.00)
Total U.S. Treasury / Agency Securities		3,275,000		\$3,261,022.25	\$17,555.00	\$3,273,335.00	(\$12,312.75)
Total Fixed Income		9,335,000		\$9,412,128.74	\$154,681.50	\$9,364,336.63	\$47,792.11
Total Fixed Income Client Investment	\$9,430,348.25						
Total Securities				\$9,412,128.74	\$154,681.50	\$9,364,336.63	\$47,792.11
TOTAL PORTFOLIO VALUE				\$10,122,797.13	\$154,681.50	\$9,364,336.63	\$47,792.11
TOTAL CLIENT INVESTMENT	\$9,430,348.25						

Fifth Third Securities, Inc.

MN_CEBLLCTRBBLJQCN_BBBBB 20210930

Account carried with National Financial Services LLC, Member
NYSE, SIPC

Statement for the Period September 1, 2021 to September 30, 2021

MEDINA CITY SCHOOLS - Corporation

Account Number: [REDACTED]



**Fifth Third
Securities**

Activity

NFS-provided cost basis, realized gain (loss) and holding period information may not reflect all adjustments necessary for tax purposes. Please refer to Footnotes and Cost Basis Information at the end of this statement for more information.

PURCHASES, SALES, AND REDEMPTIONS

Settlement Date	Account Type	Transaction	Description	Quantity	Amount	Total Cost Basis	Realized Gain (Loss)
Redemptions							
09/13/21	CASH	REDEEMED	FIRSTTRUST SVGS BK PA CD 2.55000% 09/13/2021 REDEMPTION PAYOUT #REOR R0064402000000 Adjusted Cost Basis	(245,000)	\$245,000.00	\$245,000.00	
Total Redemptions					\$245,000.00		

ACTIVITY > CORE FUND ACTIVITY

For more information about the operation of your core account, please refer to your Customer Agreement.

Settlement Date	Account Type	Transaction	Description	Quantity	Amount
09/01/21	CASH	YOU BOUGHT	FEDERATED HERMES GOVT OBLIGATIONS IS @ 1	9.39	(\$9.39)
09/13/21	CASH	YOU BOUGHT	FEDERATED HERMES GOVT OBLIGATIONS IS @ 1	245,547.73	(\$245,547.73)
09/15/21	CASH	YOU BOUGHT	FEDERATED HERMES GOVT OBLIGATIONS IS @ 1	763.96	(\$763.96)
09/16/21	CASH	YOU BOUGHT	FEDERATED HERMES GOVT OBLIGATIONS IS @ 1	509.8	(\$509.80)
09/28/21	CASH	YOU BOUGHT	FEDERATED HERMES GOVT OBLIGATIONS IS @ 1	458.63	(\$458.63)
09/30/21	CASH	YOU SOLD	FEDERATED HERMES GOVT OBLIGATIONS IS @ 1	(2,289.51)	\$2,289.51

Fifth Third Securities, Inc.

MN_CEBLLCTRBBLJQCN_BBBBB 20210930

Account carried with National Financial Services LLC, Member NYSE, SIPC

Statement for the Period September 1, 2021 to September 30, 2021

MEDINA CITY SCHOOLS - Corporation
Account Number: [REDACTED]



ACTIVITY *continued*

	Amount
TOTAL CORE FUND ACTIVITY	(\$245,000.00)

ACTIVITY > ADDITIONS AND WITHDRAWALS > OTHER ADDITIONS AND WITHDRAWALS

Date	Account Type	Transaction	Description	Quantity	Amount
Other Additions and Withdrawals					
09/30/21	CASH	WIRE TRANS TO BANK	WD64587983 THE HUNTINGTON NATIONAL BANK [REDACTED]		(\$3,173.86)
Total Other Additions and Withdrawals					(\$3,173.86)
TOTAL ADDITIONS AND WITHDRAWALS					(\$3,173.86)

ACTIVITY > INCOME > TAXABLE INCOME

Settlement Date	Account Type	Transaction	Description	Quantity	Amount
Taxable Dividends					
08/31/21	CASH	DIVIDEND RECEIVED	FEDERATED HERMES GOVT OBLIGATIONS IS DIVIDEND RECEIVED		\$9.39
Total Taxable Dividends					\$9.39
Taxable Interest					
09/13/21	CASH	INTEREST	FIRSTTRUST SVGS BK PA CD 2.55000% 09/13/2021		\$547.73
09/15/21	CASH	INTEREST	CFBANK FAIRLAWN OH CD 2.80000% 03/15/2024		\$558.85
09/15/21	CASH	INTEREST	EVERGREEN BK GROUP ILL CD 1.05000% 04/17/2023		\$205.11

Fifth Third Securities, Inc.

MN_CEBLLCTRBBLJQCN_BBBBB 20210930

Account carried with National Financial Services LLC, Member
NYSE, SIPC

Statement for the Period September 1, 2021 to September 30, 2021

MEDINA CITY SCHOOLS - Corporation

Account Number: [REDACTED]



**Fifth Third
Securities**

ACTIVITY > INCOME > TAXABLE INCOME *continued*

Settlement Date	Account Type	Transaction	Description	Quantity	Amount
09/16/21	CASH	INTEREST	MEDALLION BK UTAH CD 2.45000% 02/16/2022		\$509.80
09/28/21	CASH	INTEREST	STATE BK REESEVILLE WIS CD 2.25000% 06/28/2024		\$458.63
09/30/21	CASH	INTEREST	FIRST & FMRS BK PORTLAND ND CD 2.40000% 05/30/2024		\$499.40
09/30/21	CASH	INTEREST	WELLS FARGO NATL BK WEST LAS V CD 1.85000% 12/30/2022		\$384.95
Total Taxable Interest					\$3,164.47
Total Taxable Income					\$3,173.86
TOTAL INCOME					\$3,173.86

Footnotes and Cost Basis Information

Amortization, accretion and similar adjustments to cost basis have been provided for many fixed income securities (and some bond-like equities), however, they are not provided for certain types, such as short-term instruments, Unit Investment Trusts, foreign fixed income securities, or those that are subject to early prepayment of principal (pay downs). Where current year premium or acquisition premium amortization is provided, the prior years' cumulative amortization is reflected in the adjusted cost basis, but we cannot provide a breakdown or the total of such prior amortization amounts.

NFS is required to report certain cost basis and related information to the IRS on the Form 1099-B. Your official 1099-B forms for certain transactions will reflect which lots have been sold for tax purposes. To apply a specific identification cost basis method to 1099-B reporting, appropriate instructions must be on file with NFS or be received by NFS before the trade has settled. Absent such instructions, NFS determines cost basis at the time of sale based on its default methods of average cost for open-end mutual funds and first-in, first-out (FIFO) for all other (including ETFs) unless your broker dealer has elected to use another default method. NFS applies FIFO (or other disposal method, if applicable) based on its records, which may be different from yours. For transactions that are not subject to 1099-B cost basis reporting, you should refer to your trade confirmations and other applicable records to determine which lots were considered sold for tax purposes.

While NFS must meet IRS requirements with respect to certain information required to be reported to the IRS, NFS-provided cost basis, realized gain and loss, and holding period information may not reflect all adjustments necessary for your tax reporting purposes. NFS makes no warranties with respect to and specifically disclaims any liability arising out of a customer's use of, or any tax position taken in reliance upon, such information.

For investments in partnerships, NFS does not make any adjustments to cost basis information as the calculation of basis in such investments requires supplemental information from the partnership on its income and distributions during the period you held your investment. Partnerships usually provide this additional information on a Form K-1 issued by April 15th of the following year.

Consult your tax advisor for further information.

Fifth Third Securities, Inc.

MN_CEBLLCTRBBLJQCN_BBBBB 20210930

Account carried with National Financial Services LLC, Member
NYSE, SIPC

Brokerage

Account Statement

August 1, 2021 - August 31, 2021

Account Number: [REDACTED]

MEDINA CITY SCHOOLS
739 WEYMOUTH RD
MEDINA OH 44256-2037**Your Account Executive:**
ANDREW CARDINALI

Portfolio at a Glance

	This Period
BEGINNING ACCOUNT VALUE	\$12,149,143.71
Deposits (Cash & Securities)	248,004.08
Withdrawals (Cash & Securities)	-261,009.88
Dividends, Interest and Other Income	13,819.17
Net Change in Portfolio¹	-13,999.92
ENDING ACCOUNT VALUE	\$12,135,957.16
Estimated Annual Income	\$95,717.25

¹ Net Change in Portfolio is the difference between the ending account value and beginning account value after activity.

Asset Summary

Percent	Asset Type	Last Period	This Period
1%	Cash, Money Funds, and Bank Deposits	263.17	1,072.46
99%	Fixed Income	12,148,880.54	12,134,884.70
100%	Account Total	\$12,149,143.71	\$12,135,957.16

Please review your allocation periodically with your Account Executive.

Client Service Information

Your Account Executive: ATT
ANDREW CARDINALI**Contact Information****E-Mail Address:**
customerservice@mbssecurities.com**Client Service Information****Service Hours:** Weekdays 09:00 a.m. - 05:00 p.m. (EST)
Client Service Telephone Number: (800) 967-9045
Web Site: WWW.MBSSECURITIES.COM

Your Account Information

INVESTMENT OBJECTIVE

Investment Objective: NONE SPECIFIED

Please discuss your investment objective with your Account Executive.

TAX LOT DEFAULT DISPOSITION METHOD

Default Method for Mutual Funds: First In First Out

Default Method for Stocks in a Dividend Reinvestment Plan: First In First Out

Default Method for all Other Securities: First In First Out

BOND AMORTIZATION ELECTIONS

Amortize premium on taxable bonds based on Constant Yield Method: Yes

Accrual market discount method for all other bond types: Constant Yield Method

Include market discount in income annually: No

ELECTRONIC DELIVERY

Your electronic delivery selections for account communications are listed below:

Electronic Delivery

Enrollment Communication

- ☒ Statements and Reports
- ☒ Trade Confirmations
- ☒ Tax Documents
- ☒ Notifications
- ☒ Prospectus
- ☒ Proxy/Shareholder Communications

You have not enrolled any of the above documents for electronic delivery. Please log in to your account or contact your Account Executive to make any changes to your electronic delivery preferences.

Income and Expense Summary

	Current Period		Year-to-Date	
	Taxable	Non Taxable	Taxable	Non Taxable
Interest Income				
Bond Interest	0.00	0.00	3,037.13	0.00
Other Interest	13,819.17	0.00	103,739.75	0.00
Total Income	\$13,819.17	\$0.00	\$106,776.88	\$0.00

Accrued Interest Summary

	Current Period		Year-to-Date	
	Taxable	Non Taxable	Taxable	Non Taxable
Accrued Interest Paid				
Certificates of Deposit	-4.08	0.00	-30.15	0.00
Total Accrued Interest Paid	-\$4.08	\$0.00	-\$30.15	\$0.00



**MULTI-BANK SECURITIES, INC.***

1000 Town Center, Suite 2500
Southfield, MI 48075
(800) 967-9045

Member of FINRA & SIPC; MSRB Registered.

August 1, 2021 - August 31, 2021
MEDINA CITY SCHOOLS

Portfolio Holdings

Description	Quantity	Opening Balance	Closing Balance	Accrued Income	30-Day Yield
CASH, MONEY FUNDS AND BANK DEPOSITS 1.00% of Portfolio					
Cash Balance		263.17	1,072.46		
TOTAL CASH, MONEY FUNDS AND BANK DEPOSITS		\$263.17	\$1,072.46	\$0.00	

Description	Quantity	Market Price	Market Value	Accrued Interest	Estimated Annual Income	Estimated Yield
FIXED INCOME 99.00% of Portfolio (In Maturity Date Sequence)						
Certificates of Deposit						
MAIN STR BK CORP WHEELING WV CTF DEP 2.950% 02/01/22 DTD 02/01/19 ACT/365 1ST CPN DTE 05/01/19 Security Identifier: 56034WAS0	248,000.000	101.2200	251,025.60	601.32	7,316.00	2.91%
UBS BK USA SALT LAKE CITY UT CTF DEP 1.000% 03/11/22 B/E DTD 03/11/20 ACT/365 1ST CPN DTE 04/11/20 Security Identifier: 90348JSW1	248,000.000	100.5000	249,240.00	135.89	2,480.00	0.99%
PINNACLE BK NASHVILLE TENN CTF DEP ACT/365 1.000% 05/06/22 B/E DTD 05/06/20 ACT/365 Security Identifier: 72345SKR1	248,000.000	100.6470	249,604.56	794.96	2,480.00	0.99%
DELTA NATL BK & TR CO NEW YORK NY CTF DEP 1.100% 08/03/22 B/E DTD 03/30/20 ACT/365 Security Identifier: 24773RBM6	91,000.000	100.9090	91,827.19	419.60	1,001.00	1.09%
CAPITAL ONE NATL ASSN MCLEAN VA CTF DEP 2.050% 08/15/22 DTD 08/14/19 ACT/365 Security Identifier: 14042RMX6	248,000.000	101.8500	252,588.00	236.79	5,084.00	2.01%
LAKELAND BK NFLD N J CTF DEP 1.100% 09/30/22 B/E DTD 03/30/20 ACT/365 1ST CPN DTE 09/30/20 Security Identifier: 511640AX2	248,000.000	101.0100	250,504.80	1,143.52	2,728.00	1.08%
SYNOVUS BK COLUMBUS GA CTF DEP 1.400% 10/17/22 B/E DTD 04/17/20 ACT/365 1ST CPN DTE 10/17/20 Security Identifier: 87164DRV4	248,000.000	101.3820	251,427.36	1,293.68	3,472.00	1.38%
SALLIE MAE BK SALT LAKE CITY UT CTF DEP 2.650% 01/31/23 DTD 01/31/18 ACT/365 1ST CPN DTE 07/31/18 Security Identifier: 795450J71	246,000.000	103.4350	254,450.10	553.67	6,519.00	2.56%
EAGLEBANK BETHESDA MD CTF DEP 1.650% 03/06/23 DTD 03/06/20 ACT/365 1ST CPN DTE 04/06/20 Security Identifier: 27002YEV4	248,000.000	102.1150	253,245.20	280.27	4,092.00	1.61%



Portfolio Holdings (continued)

Description	Quantity	Market Price	Market Value	Accrued Interest	Estimated Annual Income	Estimated Yield
FIXED INCOME (continued)						
Certificates of Deposit (continued)						
LIVE OAK BKG CO WILMINGTON N C CTF DEP 1.550% 03/06/23 DTD 03/06/20 ACT/365 Security Identifier: 538036JZ8	100,000.000	101.9640	101,964.00	127.40	1,550.00	1.52%
BANKUNITED NATL ASSN MIAMI LAKES FL CTF DEP 0.250% 03/20/23 B/E DTD 03/19/21 ACT/365 Security Identifier: 066519QQ5	248,000.000	99.9840	247,960.32	20.38	620.00	0.25%
MAINSTREET BK FAIRFAX VA CTF DEP ACT/365 0.200% 03/29/23 B/E DTD 03/29/21 ACT/365 Security Identifier: 56065GAL2	248,000.000	99.8970	247,744.56	2.72	496.00	0.20%
AMERICAN EXPRESS NATL BK BROKERED INTL CTF DEP PROGRAM INSTL CTF DEP 1.450% 03/31/23 B/E DTD 03/31/20 Security Identifier: 02589AB50	248,000.000	101.8690	252,635.12	1,507.36	3,596.00	1.42%
BANK LEUMI USA NEW YORK N Y CTF DEP 1.450% 03/31/23 B/E DTD 03/31/20 ACT/365 1ST CPN DTE 09/30/20 Security Identifier: 063248KR8	248,000.000	101.8690	252,635.12	1,507.36	3,596.00	1.42%
NORTHSTAR BK BAD AXE MICH CTF DEP 1.150% 03/31/23 B/E DTD 03/31/20 ACT/365 1ST CPN DTE 04/30/20 Security Identifier: 66704MEQ0	248,000.000	101.3960	251,462.08	0.00	2,852.00	1.13%
WEBBANK SALT LAKE CITY UTAH CTF DEP 0.200% 05/01/23 B/E DTD 04/30/21 ACT/365 CALLABLE 09/30/21 Security Identifier: 947547MS1	246,000.000	99.8620	245,660.52	165.80	492.00	0.20%
M Y SAFRA BK FSB NEW YORK N Y CTF DEP 0.250% 05/26/23 B/E DTD 11/27/20 ACT/365 CALLABLE 11/27/21 Security Identifier: 55406JBL5	248,000.000	99.9190	247,799.12	163.07	620.00	0.25%
INVESTORS CMNTY BK MANITOWOC WIS CTF DEP 0.400% 06/26/23 B/E DTD 06/24/20 ACT/365 Security Identifier: 46147UUC2	246,000.000	100.0230	246,056.58	18.87	984.00	0.39%
HINGHAM INSTN SVGS MASS CTF DEP 0.200% 06/28/23 B/E DTD 06/28/21 ACT/365 1ST CPN DTE 12/28/21 Security Identifier: 433323EA6	248,000.000	99.7900	247,479.20	86.97	496.00	0.20%
WEX BK MIDVALE UTAH CTF DEP 0.250% 06/30/23 B/E DTD 06/30/21 ACT/365 1ST CPN DTE 12/30/21 Security Identifier: 92937CKM9	248,000.000	99.8790	247,699.92	105.32	620.00	0.25%
INDUSTRIAL & COML BK CHINA USA NATL ASSN N Y 0.250% 07/21/23 B/E DTD 07/22/21 ACT/365 Security Identifier: 45581ECL3	246,000.000	99.8530	245,638.38	67.40	615.00	0.25%
GOLDMAN SACHS BK USA NEW YORK CTF DEP 0.250% 08/07/23 B/E DTD 05/05/21 ACT/365 CALLABLE 11/05/21 Security Identifier: 38149MWB5	246,000.000	99.8330	245,589.18	43.81	615.00	0.25%



**MBS MULTI-BANK SECURITIES, INC.***

1000 Town Center, Suite 2300
Southfield, MI 48075
(800) 967-9045

Member of FINRA & SIPC; MSRB Registered.

August 1, 2021 - August 31, 2021
MEDINA CITY SCHOOLS

Portfolio Holdings (continued)

Description	Quantity	Market Price	Market Value	Accrued Interest	Estimated Annual Income	Estimated Yield
FIXED INCOME (continued)						
Certificates of Deposit (continued)						
LIVE OAK BKG CO WILMINGTON N C CTF DEP 1.600% 09/06/23 DTD 03/06/20 ACT/365 Security Identifier: 538036KB9	147,000.000	102.5020	150,677.94	193.32	2,352.00	1.56%
BANK HAPOALIM B M NEW YORK BRH CTF DEP 0.300% 09/14/23 B/E DTD 09/14/20 ACT/365 1ST CPN DTE 03/14/21 Security Identifier: 06251A2E9	246,000.000	99.8750	245,692.50	343.73	738.00	0.30%
BANKWEST INC PIERRE S D CTF DEP 1.250% 10/24/23 B/E DTD 04/24/20 ACT/365 1ST CPN DTE 05/15/20 Security Identifier: 06652CHH7	248,000.000	101.8320	252,543.36	135.89	3,100.00	1.22%
NEW YORK CMNTY BK WESTBURY NEW YORK CTF DEP 0.300% 11/09/23 B/E DTD 11/09/20 ACT/365 Security Identifier: 649447UE7	248,000.000	99.7650	247,417.20	232.37	744.00	0.30%
BMW BK NORTH AMER SALT LAKE CITY UTAH CTF DEP 0.350% 01/16/24 B/E DTD 07/16/21 ACT/365 Security Identifier: 05580AA95	246,000.000	99.7310	245,338.26	108.51	861.00	0.35%
DELTA NATL BK & TR CO NEW YORK NY CTF DEP 1.200% 03/04/24 B/E DTD 03/31/20 ACT/365 Security Identifier: 24773RBN4	141,000.000	101.7420	143,456.22	709.25	1,692.00	1.17%
PREFERRED BK LOS ANGELES CALIF CTF DEP 1.100% 03/27/24 DTD 03/27/20 ACT/365 Security Identifier: 740367KG1	227,000.000	101.4800	230,359.60	27.36	2,497.00	1.08%
SECURITY ST BK FARWELL TEX CTF DEP 0.400% 03/28/24 B/E DTD 03/31/21 ACT/365 CALLABLE 09/30/21 Security Identifier: 81500JBG7	248,000.000	99.6880	247,226.24	0.00	992.00	0.40%
PACIFIC WESTN BK BEVERLY HILLS CALIF CTF DEP 1.300% 04/16/24 B/E DTD 04/16/20 ACT/365 Security Identifier: 69506YRH4	248,000.000	101.9860	252,925.28	1,210.10	3,224.00	1.27%
CENTERSTATE BK FLA NA WINTERHAVEN FL CTF DEP 1.050% 04/30/24 B/E DTD 04/30/20 ACT/365 Security Identifier: 15201QDH7	248,000.000	101.3240	251,283.52	877.51	2,604.00	1.03%
LINCOLN SVGS BK REINBECK IOWA CTF DEP CT/365 0.600% 06/24/24 B/E DTD 06/24/20 ACT/365 Security Identifier: 534732AV4	248,000.000	100.0160	248,039.68	28.54	1,488.00	0.59%



Portfolio Holdings (continued)

Description	Quantity	Market Price	Market Value	Accrued Interest	Estimated Annual Income	Estimated Yield
FIXED INCOME (continued)						
Certificates of Deposit (continued)						
FIRST KEYSTONE CMNTY BK BERWICK PA CTF DEP 0.600% 06/28/24 B/E DTD 06/30/20 ACT/365 Security Identifier: 32065RAK1	248,000.000	100.0070	248,017.36	4.08	1,488.00	0.59%
FLAGSTAR BK FSB TROY MICH CTF DEP 0.500% 07/17/24 B/E DTD 07/17/20 ACT/365 1ST CPN DTE 01/17/21 Security Identifier: 33847E3V7	248,000.000	99.6770	247,198.96	152.88	1,240.00	0.50%
TOYOTA FINL SVGS BK HEND NV CTF DEP 0.600% 08/12/24 B/E DTD 08/12/21 ACT/365 1ST CPN DTE 02/12/22 Security Identifier: 89235MLG4	248,000.000	99.8990	247,749.52	77.46	1,488.00	0.60%
MAGNOLIA BK INC KY CTF DEP 0.400% 10/30/24 B/E DTD 10/30/20 ACT/365 CALLABLE 09/30/21 Security Identifier: 559582AK7	247,000.000	99.1400	244,875.80	2.71	988.00	0.40%
COMMERCIAL BK WEST LIBERTY KY CTF DEP 1.100% 03/17/25 DTD 03/17/20 ACT/365 CALLABLE 09/17/21 Security Identifier: 201525AC6	248,000.000	100.0480	248,119.04	104.64	2,728.00	1.09%
FIRST OKLA BK JENKS CTF DEP 0.950% 05/15/25 B/E DTD 05/15/20 ACT/365 CALLABLE 09/15/21 Security Identifier: 335857BX5	245,000.000	100.0370	245,090.65	102.03	2,327.50	0.94%
STATE BK INDIA CHICAGO ILL CTF DEP 0.950% 07/10/25 B/E DTD 07/10/20 ACT/365 1ST CPN DTE 01/10/21 Security Identifier: 856283P26	246,000.000	100.6510	247,601.46	332.94	2,337.00	0.94%
BANK BARODA NEW YORK BRH CTF DEP 0.650% 07/22/25 B/E DTD 07/22/20 ACT/365 1ST CPN DTE 01/22/21 Security Identifier: 06063HMT7	246,000.000	99.4880	244,740.48	175.23	1,599.00	0.65%
JPMORGAN CHASE BK NA COLUMBUS OHIO CTF DEP 0.300% 10/16/25 B/E DTD 10/16/20 ACT/365 Security Identifier: 48128UNJ4	248,000.000	99.1950	246,003.60	279.25	744.00	0.30%
TIAA FSB JACKSONVILLE FLA CTF DEP 0.500% 02/12/26 B/E DTD 02/12/21 ACT/365 Security Identifier: 87270LDL4	246,000.000	98.2000	241,572.00	64.03	1,230.00	0.50%
Total Certificates of Deposit	10,106,000.000		\$10,160,165.58	\$14,437.99	\$88,785.50	
U.S. Government Bonds						
FEDERAL AGRIC MTG CORP MEDIUM TERM NTS FED 0.260% 09/29/23 B/E DTD 09/29/20 CALLABLE 09/29/21 Security Identifier: 31422BW97	740,000.000	99.9650	739,741.00	812.36	1,924.00	0.26%
FEDERAL HOME LN MTG CORP MEDIUM TERM NTS FED 0.300% 12/29/23 B/E DTD 09/29/20 CALLABLE 12/29/21 Moody Rating Aaa Security Identifier: 3134GWTY2	248,000.000	99.9430	247,858.64	128.13	744.00	0.30%



August 1, 2021 - August 31, 2021
MEDINA CITY SCHOOLS

Portfolio Holdings (continued)

Description	Quantity	Market Price	Market Value	Accrued Interest	Estimated Annual Income	Estimated Yield
FIXED INCOME (continued)						
U.S. Government Bonds (continued)						
FEDERAL HOME LN MTG CORP MEDIUM TERM NTS FED 0.375% 03/25/24 B/E DTD 09/25/20 CALLABLE 09/25/21 Moody Rating Aaa Security Identifier: 3134GWU79	495,000.000	99.9530	494,767.35	804.38	1,856.25	0.37%
FEDERAL HOME LN BKS CONS BD 0.350% 04/23/24 B/E DTD 06/23/21 CALLABLE 12/23/21 @ 100.000 Moody Rating Aaa S & P Rating AA+ Security Identifier: 3130AMQ08	245,000.000	99.9370	244,845.65	161.97	857.50	0.35%
FEDERAL HOME LN MTG CORP MEDIUM TERM NTS FED 0.625% 09/15/25 B/E DTD 09/15/20 CALLABLE 09/15/21 Moody Rating Aaa Security Identifier: 3134GWB70	248,000.000	99.8010	247,506.48	714.72	1,550.00	0.62%
Total U.S. Government Bonds	1,976,000.000		\$1,974,719.12	\$2,621.56	\$6,931.75	
TOTAL FIXED INCOME	12,082,000.000		\$12,134,884.70	\$17,059.55	\$95,717.25	
Total Portfolio Holdings				Market Value	Accrued Interest	Estimated Annual Income
				\$12,135,957.16	\$17,059.55	\$95,717.25

Portfolio Holdings Disclosures
Pricing

This section includes the net market value of the securities in your account on a settlement date basis, including short positions, at the close of the statement period. The market prices, unless otherwise noted, have been obtained from independent vendor services, which we believe to be reliable. In some cases the pricing vendor may provide prices quoted by a single broker or market maker. Market prices do not constitute a bid or an offer, and may differ from the actual sale price. Securities for which a price is not available are marked "N/A" and are omitted from the Total.

THE AS OF PRICE DATE ONLY APPEARS WHEN THE PRICE DATE DOES NOT EQUAL THE STATEMENT DATE.

Estimated Annual Figures

The estimated annual income (EAI) and estimated annual yield (EAY) figures are estimates and for informational purposes only. These figures are not considered to be a forecast or guarantee of future results. These figures are computed using information from providers believed to be reliable; however, no assurance can be made as to the accuracy. Since interest and dividend rates are subject to change at any time, and may be affected by current and future economic, political, and business conditions, they should not be relied on for making investment, trading, or tax decisions. These figures assume that the position quantities, interest and dividend rates, and prices remain constant. A capital gain or return of principal may be included in the figures for certain securities, thereby overstating them. Refer to www.pershing.com/disclosures for specific details as to formulas used to calculate the figures. Accrued interest represents interest earned but not yet received.

Portfolio Holdings Disclosures (continued)

Reinvestment

The dollar amount of Mutual Fund distributions, Money Market Fund dividend income, Bank Deposit interest income, or dividends for other securities shown on your statement may have been reinvested. You will not receive confirmation of these reinvestments. Upon written request to your financial institution, information pertaining to these transactions, including the time of execution and the name of the person from whom your security was purchased, may be obtained. In dividend reinvestment transactions, Pershing acts as your agent and receives payment for order flow.

Option Disclosure

Information with respect to commissions and other charges incurred in connection with the execution of option transactions has been included in confirmations previously furnished to you. A summary of this information is available to you promptly upon your written request directed to your introducing firm. In order to assist your introducing firm in maintaining current background and financial information concerning your option accounts, please promptly advise them in writing of any material change in your investment objectives or financial situation. Expiring options which are valuable are exercised automatically pursuant to the exercise by exception procedure of the Options Clearing Corporation. Additional information regarding this procedure is available upon written request to your introducing firm.

Certificates of Deposit

Certificates of Deposit acquired through the Certificate of Deposit Account Registry Service ("CDARS") and held in your brokerage account are subject to Securities Investor Protection Corporation (SIPC) coverage. Please see additional information about SIPC under Important Information and Disclosures on this statement.

Please be advised that the secondary market for CDs is generally illiquid; the actual value of CDs may be different from their purchase price; and a significant loss of principal could result if your CDs are sold prior to maturity. In the event that the CDs listed above do not indicate a market valuation, an accurate market value could not be determined. In the event that a price is listed above for your CDs, Pershing has obtained a price from sources deemed to be reliable or has priced your CDs using a matrix formula. Prices are estimates and the actual value you may obtain for your CD may be different if you elect to sell your CD in the secondary market.

Foreign Currency Transactions

Pershing will execute foreign currency transactions as principal for your account. Pershing may automatically convert foreign currency to or from U.S. dollars for dividends and similar corporate action transactions unless you instruct your financial organization otherwise. Pershing's currency conversion rate will not exceed the highest interbank conversion rate identified from customary banking sources on the conversion date or the prior business day, increased by up to 1%, unless a particular rate is required by applicable law. Your financial organization may also increase the currency conversion rate. This conversion rate may differ from rates in effect on the date you executed a transaction, incurred a charge, or received a credit. Transactions converted by agents (such as depositories) will be billed at the rates such agents use.

Proxy Vote

Securities not fully paid for in your margin account may be lent by Pershing to itself or others in accordance with the terms outlined in the Margin Agreement. The right to vote your shares held on margin may be reduced by the amount of shares on loan. The Proxy Voting Instruction Form sent to you may reflect a smaller number of shares entitled to vote than the number of shares in your margin account.

Ratings

This statement may contain credit rating information obtained from Standard & Poor's. Reproducing and distributing any information received from Standard & Poor's is not permitted without prior written authorization from Standard & Poor's. Standard & Poor's does not guarantee the accuracy, completeness, timeliness or availability of any information. Standard & Poor's is not responsible for any errors or omissions, regardless of the cause, or for the results of using such content. Standard & Poor's makes no express or implied warranties including warranties of merchantability or fitness for a particular purpose. Standard & Poor's shall not be legally responsible for any fees, costs, expenses or losses in connection with the use of their content. Credit ratings are opinions and not statements of facts; are not recommendations to purchase, hold or sell securities; and do not address suitability for investment purpose. Credit ratings should not be relied upon as investment advice.



August 1, 2021 - August 31, 2021
MEDINA CITY SCHOOLS

Activity Summary (All amounts shown are in base currency)

	Credits This Period	Debits This Period	Net This Period	Credits Year-to-Date	Debits Year-to-Date	Net Year-to-Date
Securities						
Securities Bought	0.00	-248,004.08	-248,004.08	0.00	-2,962,782.15	-2,962,782.15
Total Securities	\$0.00	-\$248,004.08	-\$248,004.08	\$0.00	-\$2,962,782.15	-\$2,962,782.15
Dividends and Interest	\$13,819.17	\$0.00	\$13,819.17	\$106,776.88	\$0.00	\$106,776.88
Distributions	\$248,000.00	\$0.00	\$248,000.00	\$4,198,000.00	\$0.00	\$4,198,000.00
Cash						
Withdrawals	0.00	-261,009.88	-261,009.88	0.00	-4,308,649.69	-4,308,649.69
Deposits	248,004.08	0.00	248,004.08	2,962,768.56	0.00	2,962,768.56
Total Cash	\$248,004.08	-\$261,009.88	-\$13,005.80	\$2,962,768.56	-\$4,308,649.69	-\$1,345,881.13
Totals	\$509,823.25	-\$509,013.96	\$809.29	\$7,267,545.44	-\$7,271,431.84	-\$3,886.40

Transactions by Type of Activity

Process/ Settlement Date	Trade/ Transaction Date	Activity Type	Description	Quantity	Price	Accrued Interest	Amount	Currency
Securities Bought and Sold								
08/13/21	08/04/21	PURCHASED 89235MLG4	TOYOTA FINL SVGS BK HEND NV CTF DEP 0.600% 08/12/24 B/E DTD 08/12/21 YLD .600 TO MAT	248,000.000	100.0000	-4.08	-248,004.08	USD
Total Securities Bought and Sold						-\$4.08	-\$248,004.08	USD
Dividends and Interest								
08/02/21		BOND INTEREST RECEIVED 538036JZ8	100000 LIVE OAK BKG CO WILMINGTON N C CTF DEP 1.550% 03/06/23 DTD 03/06/20 RD 07/17 PD 08/01/21				131.64	USD
08/02/21		BOND INTEREST RECEIVED 538036KB9	147000 LIVE OAK BKG CO WILMINGTON N C CTF DEP 1.600% 09/06/23 DTD 03/06/20 RD 07/17 PD 08/01/21				199.76	USD
08/02/21		BOND INTEREST RECEIVED 56034WASO	248000 MAIN STR BK CORP WHEELING WV CTF DEP 2.950% 02/01/22 DTD 02/01/19 RD 07/17 PD 08/01/21				1,844.03	USD
08/02/21		BOND INTEREST RECEIVED 66704MEQO	248000 NORTHSTAR BK BAD AXE MICH CTF DEP 1.150% 03/31/23 B/E DTD 03/31/20 RD 07/16 PD 07/31/21				242.22	USD
08/02/21		BOND INTEREST RECEIVED 795450J71	246000 SALLIE MAE BK SALT LAKE CITY UT CTF DEP 2.650% 01/31/23 DTD 01/31/18 RD 07/16 PD 07/31/21				3,232.71	USD

Transactions by Type of Activity (continued)

Process/ Settlement Date	Trade/ Transaction Date	Activity Type	Description	Quantity	Price	Accrued Interest	Amount	Currency
Dividends and Interest (continued)								
08/02/21		BOND INTEREST RECEIVED 81500JBG7	248000 SECURITY ST BK FARWELL TEX CTF DEP 0.400% 03/28/24 B/E DTD 03/31/21 CLB RD 07/30 PD 07/31/21				84.25	USD
08/05/21		BOND INTEREST RECEIVED 38149MWB5	246000 GOLDMAN SACHS BK USA NEW YORK CTF DEP 0.250% 08/07/23 B/E DTD 05/05/21 CLB RD 07/21 PD 08/05/21				52.23	USD
08/06/21		BOND INTEREST RECEIVED 27002YEV4	248000 EAGLEBANK BETHESDA MD CTF DEP 1.650% 03/06/23 DTD 03/06/20 RD 07/22 PD 08/06/21				347.54	USD
08/09/21		BOND INTEREST RECEIVED 61760AS83	248000 MORGAN STANLEY PRIVATE BK NATL ASSN PUR N Y CTF DEP 2.100% 08/09/21 B/E DTD 08/08/19 RD 07/24 PD 08/09/21				2,596.87	USD
08/11/21		BOND INTEREST RECEIVED 90348JSW1	248000 UBS BK USA SALT LAKE CITY UT CTF DEP 1.000% 03/11/22 B/E DTD 03/11/20 RD 07/27 PD 08/11/21				210.63	USD
08/12/21		BOND INTEREST RECEIVED 8727OLDL4	246000 TIAA FSB JACKSONVILLE FLA CTF DEP 0.500% 02/12/26 B/E DTD 02/12/21 CLB RD 07/28 PD 08/12/21				609.95	USD
08/16/21		BOND INTEREST RECEIVED 06652CHH7	248000 BANKWEST INC PIERRE S D CTF DEP 1.250% 10/24/23 B/E DTD 04/24/20 RD 07/31 PD 08/15/21				263.29	USD
08/16/21		BOND INTEREST RECEIVED 14042RMX6	248000 CAPITAL ONE NATL ASSN MCLEAN VA CTF DEP 2.050% 08/15/22 DTD 08/14/19 RD 07/30 PD 08/14/21				2,521.11	USD
08/16/21		BOND INTEREST RECEIVED 335857BX5	245000 FIRST OKLA BK JENKS CTF DEP 0.950% 05/15/25 B/E DTD 05/15/20 CLB RD 07/31 PD 08/15/21				197.68	USD
08/17/21		BOND INTEREST RECEIVED 201525AC6	248000 COMMERCIAL BK WEST LIBERTY KY CTF DEP 1.100% 03/17/25 DTD 03/17/20 CLB RD 08/02 PD 08/17/21				231.69	USD
08/19/21		BOND INTEREST RECEIVED 066519QQ5	248000 BANKUNITED NATL ASSN MIAMI LAKES FL CTF DEP 0.250% 03/20/23 B/E DTD 03/19/21 CLB RD 08/04 PD 08/19/21				52.66	USD
08/24/21		BOND INTEREST RECEIVED 46147UUC2	246000 INVESTORS CMNTY BK MANITOWOC WIS CTF DEP 0.400% 06/26/23 B/E DTD 06/24/20 CLB RD 08/09 PD 08/24/21				83.57	USD
08/24/21		BOND INTEREST RECEIVED 534732AV4	248000 LINCOLN SVGS BK REINBECK IOWA CTF DEP CT/365 0.600% 06/24/24 B/E DTD 06/24/20 CLB RD 08/09 PD 08/24/21				126.38	USD
08/27/21		BOND INTEREST RECEIVED 740367KG1	227000 PREFERRED BK LOS ANGELES CALIF CTF DEP 1.100% 03/27/24 DTD 03/27/20 RD 08/12 PD 08/27/21				212.07	USD



August 1, 2021 - August 31, 2021
MEDINA CITY SCHOOLS

Transactions by Type of Activity (continued)

Process/ Settlement Date	Trade/ Transaction Date	Activity Type	Description	Quantity	Price	Accrued Interest	Amount	Currency
Dividends and Interest (continued)								
08/30/21		BOND INTEREST RECEIVED 32065RAK1	248000 FIRST KEYSTONE CMNTY BK BERWICK PA CTF DEP 0.600% 06/28/24 B/E DTD 06/30/20 CLB RD 08/15 PD 08/30/21				126.38	USD
08/30/21		BOND INTEREST RECEIVED 559582AK7	247000 MAGNOLIA BK INC KY CTF DEP 0.400% 10/30/24 B/E DTD 10/30/20 CLB RD 08/15 PD 08/30/21				83.91	USD
08/30/21		BOND INTEREST RECEIVED 56065GAL2	248000 MAINSTREET BK FAIRFAX VA CTF DEP ACT/365 0.200% 03/29/23 B/E DTD 03/29/21 RD 08/14 PD 08/29/21				42.13	USD
08/30/21		BOND INTEREST RECEIVED 81500JBG7	248000 SECURITY ST BK FARWELL TEX CTF DEP 0.400% 03/28/24 B/E DTD 03/31/21 CLB RD 08/29 PD 08/30/21				84.25	USD
08/31/21		BOND INTEREST RECEIVED 66704MEQ0	248000 NORTHSTAR BK BAD AXE MICH CTF DEP 1.150% 03/31/23 B/E DTD 03/31/20 RD 08/16 PD 08/31/21				242.22	USD
Total Dividends and Interest						\$0.00	\$13,819.17	USD
Distributions								
08/09/21		SECURITY REDEEMED 61760AS83	MORGAN STANLEY PRIVATE BK NATL ASSN PUR N Y CTF DEP 2.100% 08/09/21 B/E DTD 08/08/19 ACCOUNT REDEMPTION	-248,000.000			248,000.00	USD
Total Distributions						\$0.00	\$248,000.00	USD
Cash Withdrawals and Deposits								
08/03/21		ELECTRONIC TRANSACTION USD999997	SEND TO BANK FOR ACH ACH HUNTINGTON NATIONAL BANK				-5,978.89	USD
08/09/21		ELECTRONIC TRANSACTION USD999997	SEND TO BANK FOR ACH ACH HUNTINGTON NATIONAL BANK				-248,000.00	USD
08/13/21		ELECTRONIC DEPOSIT USD999997	RECV FR BANK FOR ACH ACH HUNTINGTON NATIONAL BANK				248,004.08	USD
08/17/21		ELECTRONIC TRANSACTION USD999997	SEND TO BANK FOR ACH ACH HUNTINGTON NATIONAL BANK				-7,030.99	USD
Total Cash Withdrawals and Deposits						\$0.00	-\$13,005.80	USD
Total Value of Transactions						-\$4.08	\$809.29	USD

The price and quantity displayed may have been rounded.

Fixed Income Analysis

Bond Quality

Bond Quality	Market Value	% of Bond Market Value	Percent of Fixed Income
AAA	1,234,978.12	10%	
Not Rated	10,899,906.58	90%	
Total	12,134,884.70	100%	

Bond Maturity Schedule



Bond Maturity	Market Value	% of Bond Market Value
1 to 6 months	251,025.60	2%
7 to 12 months	843,259.75	7%
1 to 5 years	11,040,599.35	91%
Total	12,134,884.70	100%

Percentages of bond market values are rounded to the nearest whole percentage.

Bond quality ratings reflect Moody's or Standard and Poor's ratings. Bonds may be rated by other services. Bonds that are in default are not included. Please refer to your Portfolio Holdings section.

Called Bonds

Call Date	Security Description	Eligible Quantity	Called Quantity	Call Price	Type of Call	Redemption Proceeds
09/15/2021	FIRST OKLA BK JENKS CTF DEP 0.950% 05/15/25 B/E DTD 05/15/20 ACT/365 CALLABLE 09/15/21	245,000.000	245,000.000	100.0000	Full	245,000.00

Pershing LLC receives the called bond information from several information sources which Pershing believes are reliable. Pershing does not guarantee the accuracy of the information. For callable options that are available to you please contact your Account Executive.

Trades Not Settled

Settlement Date	Trade Date	Activity Type	Description	Quantity	Price	Accrued Interest	Settlement Amount
09/16/21	08/25/21	Buy	THIRD FED SVGS & LN ASSN OF CLEVELAND CTF DEP 0.400% 03/15/24 DTD 09/15/21 YLD .400 TO MAT	245,000.000	100.0000	2.68	-245,002.68

Total Amount of Trades Not Settled **-\$245,002.68**

Messages

Although a money market mutual fund seeks to preserve the value of your investment at \$1 per share, it is possible to lose money by investing in a money market mutual fund. Shares of a money market mutual fund or the balance of a bank deposit product held in your brokerage account may be liquidated upon request with the proceeds credited to your brokerage account. Please see the money market mutual fund's prospectus or the bank deposit product's disclosure document or contact your Investment Professional for additional information. Pursuant to SEC Rule 10b-10(b)(1) confirmations are not sent for purchases into money market mutual funds processed on the sweep platform. Pursuant to applicable regulation, account statements will be produced monthly or quarterly.

August 1, 2021 - August 31, 2021
MEDINA CITY SCHOOLS**Messages (continued)****eDelivery**

Going digital is more important than ever before, and the benefits of electronic delivery--speed, convenience and safety--are clear. We offer eDelivery for account statements, prospectus documents, proxy or shareholder communications, tax documents, trade confirmations and more.

To enroll, log in to your brokerage account and look for the one-click eDelivery pop-up or simply select 'Go Paperless' at the top of any page and follow the on-screen prompts for set-up. Enrollment can be activated as quickly as the day you register, and you will be notified when documents are available in an online, password-protected portal.

Contact your financial professional if you have any questions about any of our efficient digital tools.

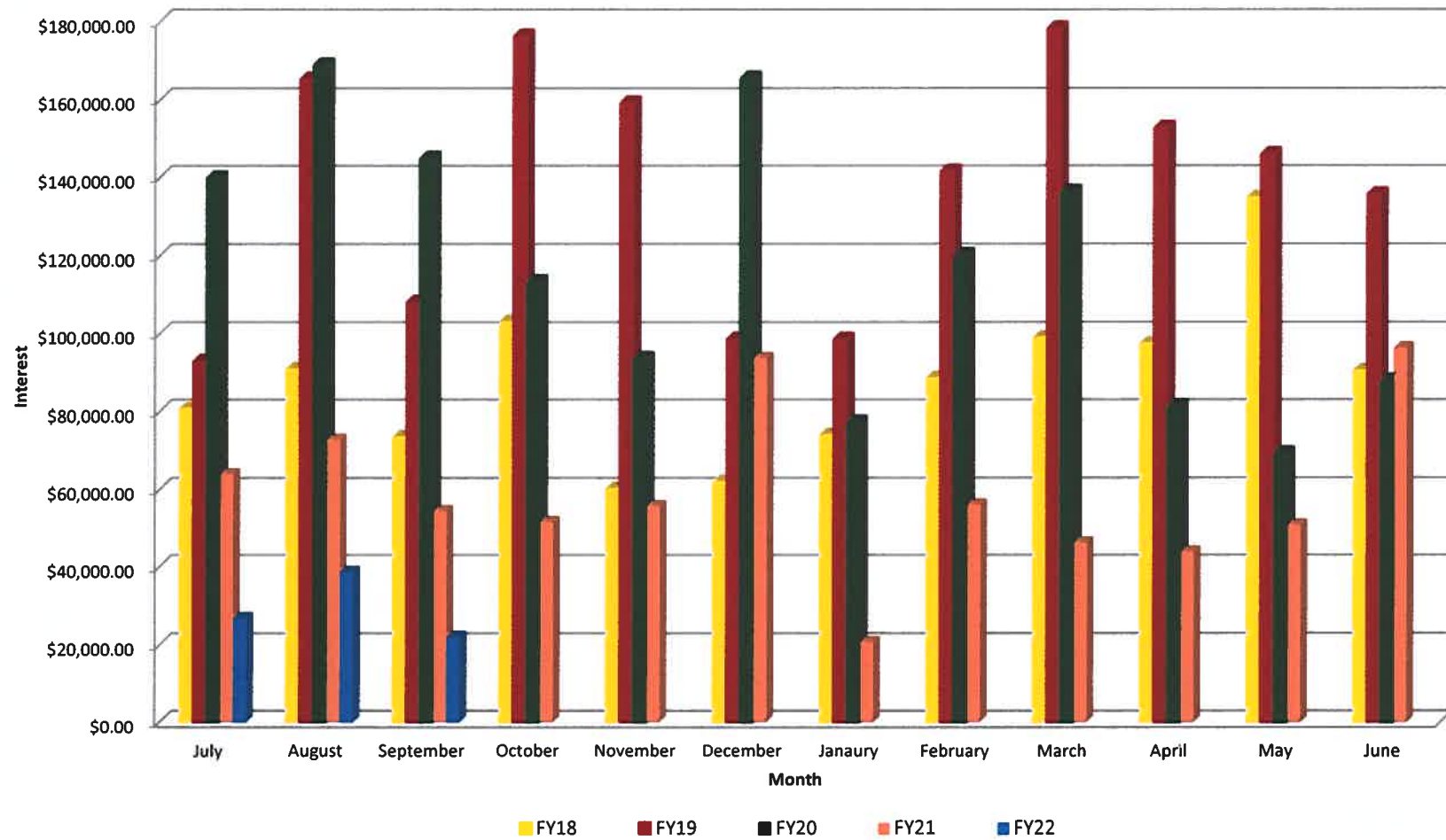
Cash Not Yet Received

Security	Record Date	Payable Date	Quantity Held	Rate	Dividend Option	Amount of Payment
Interest						
BANKWEST INC PIERRE S D CTF DEP 1.250% 10/24/23 B/E	08/31/21	09/15/21	248,000.000	0.001062	Cash	263.29
EAGLEBANK BETHESDA MD CTF DEP 1.650% 03/06/23	08/22/21	09/06/21	248,000.000	0.001401	Cash	347.54
FIRST OKLA BK JENKS CTF DEP 0.950% 05/15/25 B/E	08/31/21	09/15/21	245,000.000	0.000807	Cash	197.68
GOLDMAN SACHS BK USA NEW YORK CTF DEP 0.250% 08/07/23 B/E	08/21/21	09/05/21	246,000.000	0.000212	Cash	52.23
UBS BK USA SALT LAKE CITY UT CTF DEP 1.000% 03/11/22 B/E	08/27/21	09/11/21	248,000.000	0.000849	Cash	210.63
Total Cash Not Yet Received						\$1,071.37

Assets shown here are not reflected in your account. This information has been received from sources we believe to be reliable. Pershing does not guarantee the accuracy of the information.



Total Monthly Interest Earnings



POWERSCHOOL
 DATE: 10/14/2021
 TIME: 11:37:51
 SELECTION CRITERIA: ALL

MEDINA CITY SCHOOLS
 OH CASH POSITION REPORT

PAGE NUMBER: 19
 CASHPOSNEOH

ACCOUNTING PERIOD: 3/22

FUND SCC	DESCRIPTION BEGIN BALANCE	MTD RECEIPTS	FYTD RECEIPTS	MTD EXPENDITURES	FYTD EXPENDITURES	CURRENT FUND BALANCE	CURRENT ENCUMBRANCE	UNENCUMBERED FUND BALANCE
001	30,154,351.08	2,251,569.97	26,383,628.68	6,424,806.21	19,354,404.38	37,183,575.38	2,962,621.23	34,220,954.15
002	3,561,305.29	51,638.26	1,810,368.26	26,082.57	26,082.57	5,345,590.98	2,235,775.02	3,109,815.96
003	437,174.65	0.00	72.60	27,610.10	23,365.10	413,882.15	131,796.00	282,086.15
006	54,793.54	221,198.27	247,834.44	262,389.23	527,138.49	-224,510.51	350,716.94	-575,227.45
007	38,970.56	29.47	12,098.95	0.00	0.00	51,069.51	26,000.00	25,069.51
008	820,970.55	28.09	101.05	0.00	0.00	821,071.60	50,750.00	770,321.60
009	109,390.40	127,385.98	196,535.77	63,736.86	75,565.95	230,360.22	146,259.73	84,100.49
014	741,389.28	49,970.00	49,970.00	76,733.99	272,585.41	518,773.87	151,858.91	366,914.96
016	20,800,938.74	82,867.12	3,202,127.12	876,961.46	2,647,371.28	21,355,694.58	384,782.94	20,970,911.64
018	877,169.11	9,911.28	17,267.53	18,458.16	34,485.36	859,951.28	178,445.69	681,505.59
019	50,538.47	0.00	0.00	0.00	0.00	50,538.47	1,159.00	49,379.47
020	79,317.95	1,490.70	3,316.10	0.00	26.46	82,607.59	4,000.00	78,607.59
022	52,777.18	0.00	1,000.00	117.79	2,233.70	51,543.48	3,516.00	48,027.48
024	6,889,180.58	844,784.46	2,498,625.72	891,010.64	2,918,368.40	6,469,437.90	2,956,080.45	3,513,357.45

POWERSCHOOL
 DATE: 10/14/2021
 TIME: 11:37:51
 SELECTION CRITERIA: ALL
 ACCOUNTING PERIOD: 3/22

MEDINA CITY SCHOOLS
 OH CASH POSITION REPORT

PAGE NUMBER: 20
 CASHPOSNEOH

FUND SCC	DESCRIPTION BEGIN BALANCE	MTD RECEIPTS	FYTD RECEIPTS	MTD EXPENDITURES	FYTD EXPENDITURES	CURRENT FUND BALANCE	CURRENT ENCUMBRANCE	UNENCUMBERED FUND BALANCE
027	417,055.60	26,996.30	85,268.57	5,960.43	20,108.95	482,215.22	117,424.05	364,791.17
071	3,529,350.83	0.00	912,109.50	378,360.86	1,436,858.31	3,004,602.02	516,966.70	2,487,635.32
200	422,975.50	8,945.85	22,640.92	6,951.39	14,077.30	431,539.12	273,322.35	158,216.77
300	278,949.64	134,863.41	167,648.01	55,382.54	84,576.31	362,021.34	223,022.32	138,999.02
401	125,607.92	50.38	165,965.38	96,921.19	193,333.78	98,239.52	156,429.69	-58,190.17
432	0.80	0.00	0.00	0.00	0.00	0.80	0.00	0.80
450	1.00	0.00	0.00	0.00	0.00	1.00	0.00	1.00
451	1,484.00	0.00	0.00	0.00	0.00	1,484.00	0.00	1,484.00
452	66.15	0.00	0.00	0.00	0.00	66.15	0.00	66.15
467	445,936.84	0.00	0.00	31,617.58	87,126.85	358,809.99	13,500.00	345,309.99
499	31,308.36	0.00	0.00	0.00	0.00	31,308.36	0.00	31,308.36
506	950.00	0.00	0.00	0.00	0.00	950.00	0.00	950.00
507	690,227.00	642.94	642.94	475,544.25	542,731.53	148,138.41	241,615.70	-93,477.29

POWERSCHOOL
 DATE: 10/14/2021
 TIME: 11:37:51
 SELECTION CRITERIA: ALL

MEDINA CITY SCHOOLS
 OH CASH POSITION REPORT

PAGE NUMBER: 21
 CASHPOSNEOH

ACCOUNTING PERIOD: 3/22

FUND SCC	DESCRIPTION BEGIN BALANCE	MTD RECEIPTS	FYTD RECEIPTS	MTD EXPENDITURES	FYTD EXPENDITURES	CURRENT FUND BALANCE	CURRENT ENCUMBRANCE	UNENCUMBERED FUND BALANCE
516	3,134.72	0.00	0.00	122,786.54	370,756.43	-367,621.71	23,971.00	-391,592.71
551	12,054.72	0.00	0.00	0.00	9,068.40	2,986.32	5,000.00	-2,013.68
572	7,880.83	0.00	0.00	36,742.70	159,294.36	-151,413.53	5,793.85	-157,207.38
584	0.00	0.00	0.00	0.00	0.00	0.00	10,324.05	-10,324.05
587	0.00	0.00	0.00	3,412.22	11,299.24	-11,299.24	0.00	-11,299.24
590	14,320.82	0.00	0.00	13,762.49	34,015.85	-19,695.03	42,708.25	-62,403.28
599	20,000.00	0.00	0.00	0.00	6,950.77	13,049.23	0.00	13,049.23
GRAND TOTALS:	70,669,572.11	3,812,372.48	35,777,221.54	9,895,349.20	28,851,825.18	77,594,968.47	11,213,839.87	66,381,128.60

Test Schools Check Register For the Period of - 1

10/7/21

9:32 AM

Check Date	Check Number	Vendor Name	Transaction Amount
09/01/2021	V639255	GORDON FOOD SERVICE	\$8,285.83
09/01/2021 - Total			\$8,285.83
09/02/2021	638689	A & N RESTAURANT EQUIPMENT	\$16,249.11
09/02/2021	638690	ADVANCE AUTO PARTS	\$67.06
09/02/2021	638691	ARMSTRONG UTILITIES INC.	\$969.42
09/02/2021	638692	BAUDVILLE INC	\$443.90
09/02/2021	638693	BRENDAN DELAC	\$77.77
09/02/2021	638694	BRITTANY HALES	\$250.00
09/02/2021	638695	BRUNSWICK ATHLETIC DEPT	\$275.00
09/02/2021	638696	BULK BOOKSTORE	\$4,416.38
09/02/2021	638697	CDWG	\$19,907.10
09/02/2021	638698	CLEVELAND CLINIC CENTER	\$30,275.16
09/02/2021	638699	CLEVELAND PLUMBING SUPPLY CO.	\$50.41
09/02/2021	638700	CRANDALL COMPANY INC	\$73.44
09/02/2021	638701	DE LAGE LANDEN FINANCIAL	\$1,248.69
09/02/2021	638702	DISCOUNT SCHOOL SUPPLY	\$136.30
09/02/2021	638703	EDUCATIONAL THERAPY CENTER	\$4,185.00
09/02/2021	638704	FARMERS EXCHANGE CO INC	\$119.94
09/02/2021	638705	FBN SYSTEMS INC.	\$700.00
09/02/2021	638706	HIGHLAND HIGH SCHOOL	\$200.00
09/02/2021	638707	HILLYARD OHIO	\$310.34
09/02/2021	638708	HOME DEPOT CREDIT SERVICES	\$481.94
09/02/2021	638709	HSH CONSTRUCTION & EXCAVATING, INC.	\$10,950.00
09/02/2021	638710	HUDSON CITY SCHOOL DISTRICT	\$535.00
09/02/2021	638711	JACKSON HIGH SCHOOL	\$335.00
09/02/2021	638712	LODI LUMBER CO	\$447.44
09/02/2021	638713	MATH LEARNING CENTER	\$5,700.96
09/02/2021	638714	MINUTEMAN PRESS	\$63.00
09/02/2021	638715	MNJ TECHNOLOGIES DIRECT INC	\$260.00
09/02/2021	638716	MONARCH CARPET ONE	\$1,372.50
09/02/2021	638717	MONTVILLE POLICE DEPARTMENT	\$982.00
09/02/2021	638718	PEARSON ASSESSMENTS	\$2,427.08
09/02/2021	638719	NORTH COAST WINDOW SOLUTIONS	\$14,522.00

Test Schools Check Register For the Period of - 1

10/7/21

9:32 AM

Check Date	Check Number	Vendor Name	Transaction Amount
09/02/2021	638720	OHIO ASSOC OF STUDENT LEADERS	\$1,120.00
09/02/2021	638721	OHIO SCHOOLS COUNCIL	\$11,526.00
09/02/2021	638722	ORLO AUTO PARTS INC	\$36.70
09/02/2021	638723	OTC BRANDS INC	\$79.51
09/02/2021	638724	QUADIENT LEASING USA, INC.	\$562.16
09/02/2021	638725	RJ MARTIN NATIONAL CONTRACTING, INC	\$57,972.50
09/02/2021	638726	SCHOLASTIC, INC.	\$107.00
09/02/2021	638727	SDI INNOVATIONS, INC.	\$673.66
09/02/2021	638728	SHERWIN WILLIAMS COMPANY	\$82.79
09/02/2021	638729	SHUTTERFLY LIFETOUGH LLC	\$170.00
09/02/2021	638730	TEXTHELP INC	\$2,250.00
09/02/2021	638731	THEODORE ROOSEVELT HIGH SCHOOL	\$225.00
09/02/2021	638732	WATERLOGIC AMERICAS LLC	\$59.95
09/02/2021	638733	WOLFF BROS. SUPPLY INC.	\$457.18
09/02/2021	V638734	ABC THERAPY, LTD	\$3,127.39
09/02/2021	V638736	AMAZON.COM	\$2,859.11
09/02/2021	V638737	ANTHONY BELSITO	\$891.00
09/02/2021	V638738	DAKTRONICS, INC.	\$31,665.00
09/02/2021	V638739	DANIEL JOSEPH SMITH	\$1.46
09/02/2021	V638740	JOSHEN PAPER & PACKAGING CO.	\$305.00
09/02/2021	V638741	LLA THERAPY, LLC.	\$1,638.00
09/02/2021	V638742	LEARNING A-Z, LLC .	\$9,720.00
09/02/2021	V638743	MARY CASSIDY	\$24.48
09/02/2021	V638744	MICHAEL HARTSHORN	\$44.52
09/02/2021	V638745	MICHELE MARIE BENNETT	\$93.67
09/02/2021	V638746	REGINA COUGHLIN	\$2,260.00
09/02/2021	V638747	SHELLEY MACK	\$153.00
09/02/2021	V638748	VINSON GROUP LLC	\$2,575.00
09/02/2021	V639130	MEMO - MEDICAL MUTUAL	\$74,376.65
09/02/2021 - Total			\$323,088.67
09/03/2021	V639131	MEMO - MEDICAL MUTUAL	\$49,076.55
09/03/2021 - Total			\$49,076.55
09/08/2021	638579	MEDINA COUNTY SANITARY	\$8,388.09

Test Schools Check Register For the Period of - 1

10/7/21

9:32 AM

Check Date	Check Number	Vendor Name	Transaction Amount
09/08/2021	V639132	MEMO - MEDICAL MUTUAL	\$235,906.89
09/08/2021	V639135	MEMO MET LIFE INSURANCE	\$3,570.00
09/08/2021	V639251	MEMO - WESTFIELD BANK	\$646.87
09/08/2021 - Total			\$248,511.85
09/09/2021	638756	A & N RESTAURANT EQUIPMENT	\$645.35
09/09/2021	638757	AC SUPPLY CO	\$963.38
09/09/2021	638758	AMANDA HILLS DISTRIBUTION, INC.	\$1,973.52
09/09/2021	638759	NEW DAIRY HOLDCO, LLC.	\$7,383.95
09/09/2021	638760	BRUMBAUGH-HERRICK INC.	\$2,200.00
09/09/2021	638761	BULK BOOKSTORE	\$2,158.90
09/09/2021	638762	CAFETERIA-PEPSI COLA ORDERS	\$3,149.88
09/09/2021	638763	CAROLINA BIOLOGICAL SUPPLY CO.	\$544.26
09/09/2021	638764	CFL VENDING MACHINE REPAIR LLC	\$75.00
09/09/2021	638765	COCA COLA BOTTLING CO CSLDT	\$2,928.91
09/09/2021	638766	DISCOUNT SCHOOL SUPPLY	\$1,024.46
09/09/2021	638767	EDUCATIONAL FURNITURE LLC	\$36,910.50
09/09/2021	638768	MEDINA COUNTY BOARD OF EDUCATION	\$13,145.00
09/09/2021	638769	FEDERAL EXPRESS CORP	\$65.11
09/09/2021	638770	FIRE-SEAL, LLC.	\$5,500.00
09/09/2021	638771	FRONTIER NORTH INC	\$4,652.35
09/09/2021	638772	GLOBAL PAYMENTS INC	\$2,000.00
09/09/2021	638773	HARCOURT OUTLINES INC.	\$108.00
09/09/2021	638774	HERSHEY CREAMERY CO	\$737.28
09/09/2021	638775	HSH CONSTRUCTION & EXCAVATING, INC.	\$18,848.00
09/09/2021	638776	INNOVATIVE SOLUTIONS DISTRIBUTION	\$1,015.00
09/09/2021	638777	M-A BUILDING AND MAINTENANCE	\$24,225.00
09/09/2021	638778	MATH LEARNING CENTER	\$13,404.96
09/09/2021	638779	MCS FOOD SERVICE DEPT.	\$14.92
09/09/2021	638780	MEDINA COUNTY SANITARY	\$1,041.67
09/09/2021	638782	MEDINA HARDWARE INC	\$1,139.90
09/09/2021	638783	MOVIE LICENSING USA	\$519.00
09/09/2021	638784	NEOLA INC.	\$750.00
09/09/2021	638785	NICKLES BAKERY	\$1,787.85

Test Schools Check Register For the Period of - 1

10/7/21

9:32 AM

Check Date	Check Number	Vendor Name	Transaction Amount
09/09/2021	638786	OHIO EDISON COMPANY	\$12,016.63
09/09/2021	638787	OTC BRANDS INC	\$109.13
09/09/2021	638788	WORKS INTERNATIONAL INC	\$15,248.00
09/09/2021	638789	REPRO-DEPOT PRINTING	\$193.00
09/09/2021	638790	SAVVAS LEARNING COMPANY LLC	\$2,032.43
09/09/2021	638791	SCHOLASTIC, INC.	\$1,638.29
09/09/2021	638792	MORRIS PRINTING GROUP, INC.	\$916.00
09/09/2021	638793	SCOTT SCRIVEN LLP	\$3,564.50
09/09/2021	638794	STAPLES INC	\$533.14
09/09/2021	638795	SUPECK SEPTIC SERVICES LLC.	\$2,801.66
09/09/2021	638796	VERIZON BUSINESS	\$322.31
09/09/2021	V638799	AMAZON.COM	\$5,738.72
09/09/2021	V638800	ANTHONY BELSITO	\$297.00
09/09/2021	V638801	BLICK ART MATERIALS LLC	\$498.07
09/09/2021	V638802	DAKTRONICS, INC.	\$117,655.80
09/09/2021	V638803	EASY GRAPHICS CORP	\$69.95
09/09/2021	V638804	JOSHEN PAPER & PACKAGING CO.	\$3,046.27
09/09/2021	V638805	JULIE WEYAND	\$88.61
09/09/2021	V638806	REDTREE INVESTMENT GROUP	\$1,602.43
09/09/2021	V638807	SCHOOL SPECIALTY, LLC.	\$3,930.85
09/09/2021	V638808	REBECCA MOHLER	\$7,248.28
09/09/2021	V639245	GORDON FOOD SERVICE	\$7,751.44
09/09/2021 - Total			\$336,214.66
09/10/2021	638815	ARMSTRONG UTILITIES INC.	\$407.75
09/10/2021	638816	BARNES & NOBLE BOOKSELLERS	\$815.27
09/10/2021	638817	CDWG	\$1,292.67
09/10/2021	638818	DE LAGE LANDEN FINANCIAL	\$510.04
09/10/2021	638819	MACGILL DISCOUNT NURSE SUPPLY	\$688.50
09/10/2021	638820	MEDINA CITY SCHOOLS	\$222.64
09/10/2021	638821	OHIO EDISON COMPANY	\$134.99
09/10/2021	638822	SCREENFLEX PORTABLE PARTITIONS	\$2,345.00
09/10/2021	638823	UNITED ART & EDUCATION SUPPLY	\$97.75
09/10/2021	942643	F.C.P.E	\$147.00

Test Schools Check Register For the Period of - 1

10/7/21

9:32 AM

Check Date	Check Number	Vendor Name	Transaction Amount
09/10/2021	942644	KIDS FIRST	\$22.00
09/10/2021	942645	MEDINA MUNICIPAL COURT	\$185.26
09/10/2021	942646	OAPSE	\$4,971.04
09/10/2021	942647	KEITH L RUCINSKI, CHAPTER 13 TRSTEE	\$1,198.61
09/10/2021	942648	PEOPLE QUALIFIED COMMITTEE	\$25.05
09/10/2021	942649	WADSWORTH MUNICIPAL COURT	\$152.19
09/10/2021	V638809	CINTAS CORPORATION (V-CARD)	\$144.19
09/10/2021	V638810	FOLLETT SCHOOL SOLUTIONS (V-CARD)	\$2,678.35
09/10/2021	V638811	GARDINER SERVICE COMPANY (V-CARD)	\$265,000.00
09/10/2021	V638812	ROBERT J. VERNAK (V-CARD)	\$3,123.00
09/10/2021	V638813	TK ELEVATOR CORP. (V-CARD)	\$19,075.80
09/10/2021	V638814	W.B. MASON CO. INC. (V-CARD)	\$384.08
09/10/2021	V638824	CENGAGE LEARNING INC.	\$3,896.60
09/10/2021	V638825	VINSON GROUP LLC	\$2,500.00
09/10/2021	V639244	MEMO-CAPITAL ONE	\$69,141.64
09/10/2021	V942650	MEDINA CITY SCHOOLS FOUNDATION	\$70.00
09/10/2021	V942651	MEMO -EFTPS - TAXES	\$252,412.53
09/10/2021	V942652	MEMO -MEDINA CITY SCHOOLS	\$419,740.11
09/10/2021	V942653	MEMO --S E R S - EMPLOYEE	\$104,990.35
09/10/2021	V942654	MEMO --S T R S - EMPLOYEE	\$477,110.26
09/10/2021	V942655	OHIO BUSINESS GATEWAY	\$48,167.26
09/10/2021	V942656	OHIO CHILD SUPPORT PAYMENT CENTRAL	\$2,043.95
09/10/2021	V942657	MEMO - OMNI	\$118,264.90
09/10/2021	V942658	TRUSTMARK VOLUNTARY BENEFITS	\$1,947.37
09/10/2021 - Total			\$1,803,906.15
09/14/2021	638826	ANDREW WILLET	\$86.00
09/14/2021	638827	HEATHER/CHAD FERLUND	\$40.00
09/14/2021	638828	HEIDI SCHULTZ	\$25.90
09/14/2021	638829	KARI CUSICK	\$330.00
09/14/2021	638830	LILLIAN SELVA	\$44.75
09/14/2021	638831	MARK ZEHNER	\$6.00
09/14/2021	638832	MICHELLE KOEWLER	\$48.20
09/14/2021	638833	MICHELLE KUPEC	\$30.00

Test Schools Check Register For the Period of - 1

10/7/21

9:32 AM

Check Date	Check Number	Vendor Name	Transaction Amount
09/14/2021	638834	NICOLE SMITH	\$16.51
09/14/2021	638835	ROSE ANN VASILAKIS	\$52.45
09/14/2021	638836	WHITNEY RETZER	\$38.10
09/14/2021 - Total			\$717.91
09/15/2021	V639133	MEMO - MEDICAL MUTUAL	\$144,081.83
09/15/2021 - Total			\$144,081.83
09/16/2021	638837	"ON SITE" CONCRETE LEVELING	\$1,834.00
09/16/2021	638838	ADVANCE AUTO PARTS	\$579.43
09/16/2021	638839	ASSETGENIE, INC.	\$77.70
09/16/2021	638840	AKRON ROTARY CAMP YMCA	\$1,830.00
09/16/2021	638841	AQUACLEAR	\$33.70
09/16/2021	638842	ASCD	\$478.00
09/16/2021	638843	AUDITOR OF STATE'S OFFICE	\$475.00
09/16/2021	638844	BARB DIMARINO -PETTY CASHIER	\$3,100.00
09/16/2021	638845	BULK BOOKSTORE	\$4,850.91
09/16/2021	638846	BUZZARD TOOLS LLC	\$34.99
09/16/2021	638847	CARDINAL BUS SALES & SERV INC	\$2,811.78
09/16/2021	638848	CAROLINA BIOLOGICAL SUPPLY CO.	\$19.65
09/16/2021	638849	CENTERRA CO-OP	\$232.20
09/16/2021	638850	CITY OF MEDINA	\$12,293.26
09/16/2021	638851	CLEVELAND CLINIC ATWORK	\$1,050.00
09/16/2021	638852	CLEVELAND COMMUNICATIONS INC	\$51,073.93
09/16/2021	638853	CLEVELAND PLUMBING SUPPLY CO.	\$339.09
09/16/2021	638854	COLUMBIA GAS OF OHIO INC	\$227.76
09/16/2021	638855	COMDOC INC	\$30.00
09/16/2021	638856	CPM EDUCATIONAL PROGRAM	\$3,197.16
09/16/2021	638857	CRANDALL COMPANY INC	\$24.50
09/16/2021	638858	CRISIS PREVENTON INST INC.	\$150.00
09/16/2021	638859	CUMMINS INTERSTATE POWER INC	\$3,120.72
09/16/2021	638860	DAWN PROKOP	\$2,578.13
09/16/2021	638861	DEBBIE MUNIAK	\$300.00
09/16/2021	638862	DECKER EQUIPMENT/SCHOOL FIX	\$170.81
09/16/2021	638863	DIRECT AIR SYSTEMS INC.	\$650.00

Test Schools Check Register For the Period of - 1

10/7/21

9:32 AM

Check Date	Check Number	Vendor Name	Transaction Amount
09/16/2021	638864	DISCOUNT SCHOOL SUPPLY	\$68.15
09/16/2021	638865	DYNAMERICAN INC.	\$1,000.00
09/16/2021	638866	JENNIFER SLAIGHT	\$455.00
09/16/2021	638867	EDUCATION LOGISTICS INC	\$2,984.81
09/16/2021	638868	EDITORIAL PROJECTS IN EDUCATION INC	\$97.00
09/16/2021	638869	EDUCATIONAL FURNITURE LLC	\$5,627.97
09/16/2021	638870	ELECTRICAL APPLIANCE REPAIR	\$555.91
09/16/2021	638871	MEDINA COUNTY BOARD OF EDUCATION	\$416.32
09/16/2021	638872	FARMERS EXCHANGE CO INC	\$199.98
09/16/2021	638873	FBN SYSTEMS INC.	\$175.00
09/16/2021	638874	FLAME STOP, INC.	\$91.57
09/16/2021	638875	FRONTIER NORTH INC	\$71.63
09/16/2021	638876	GOPHER SPORT	\$2,179.63
09/16/2021	638877	GRACENOTES LLC	\$734.40
09/16/2021	638878	H&M FIRE PROTECTION, LLC.	\$11,795.50
09/16/2021	638879	HARRISON FORD INC	\$63.17
09/16/2021	638880	HD SUPPLY FACILITIES	\$241.10
09/16/2021	638881	HEALTHCARE BILLING SERVICES	\$1,280.85
09/16/2021	638882	LITERACY RESOURCES LLC	\$87.99
09/16/2021	638883	HODGE PRODUCTS INC.	\$2,997.94
09/16/2021	638884	HOME DEPOT CREDIT SERVICES	\$2,376.18
09/16/2021	638885	HSH CONSTRUCTION & EXCAVATING, INC.	\$10,240.00
09/16/2021	638886	INSTITUTE FOR MULTI-SENSORY	\$420.00
09/16/2021	638887	JOURNEYED.COM INC	\$2,449.00
09/16/2021	638888	ITHAKA HARBORS, INC.	\$2,167.50
09/16/2021	638889	KAASP	\$40.00
09/16/2021	638890	LODI LUMBER CO	\$209.45
09/16/2021	638891	MACKIN BOOK COMPANY	\$1,456.42
09/16/2021	638892	MARS ELECTRIC CO.	\$514.07
09/16/2021	638893	MATH LEARNING CENTER	\$17,810.39
09/16/2021	638894	MCMASTER-CARR SUPPLY COMPANY	\$308.93
09/16/2021	638895	MEDINA MANAGEMENT COMPANY, LLC.	\$29.65
09/16/2021	638896	MEDINA CITY SCHOOLS	\$23,985.00

Test Schools Check Register For the Period of - 1

10/7/21

9:32 AM

Check Date	Check Number	Vendor Name	Transaction Amount
09/16/2021	638897	MEDINA COUNTY BOARD OF DD.	\$2,562.00
09/16/2021	638898	MEDINA COUNTY PORT AUTHORITY	\$853.00
09/16/2021	638899	MEDINA GLASS COMPANY	\$375.09
09/16/2021	638900	MIDLAND HARDWARE COMPANY	\$409.00
09/16/2021	638901	MONARCH CARPET ONE	\$250.00
09/16/2021	638902	MONTVILLE POLICE DEPARTMENT	\$104.00
09/16/2021	638903	NAEIR	\$218.00
09/16/2021	638904	NICHOLS PAPER & SUPPLY CO.	\$642.69
09/16/2021	638905	NORTH COAST WINDOW SOLUTIONS	\$1,491.00
09/16/2021	638906	NORTH GATEWAY TIRE CO INC	\$28.05
09/16/2021	638907	O.A. BERTIN COMPANY, INC.	\$1,850.00
09/16/2021	638908	OHIO DEPARTMENT OF COMMERCE	\$668.50
09/16/2021	638909	OHIO EDISON COMPANY	\$57,276.09
09/16/2021	638910	OHIO SCHOOLS COUNCIL	\$11,526.00
09/16/2021	638911	ORLO AUTO PARTS INC	\$386.19
09/16/2021	638912	PIONEER MANUFACTURING COMPANY	\$525.61
09/16/2021	638913	QUILL CORPORATION	\$923.16
09/16/2021	638914	REPRO-DEPOT PRINTING	\$31.90
09/16/2021	638915	RIZZI DISTRIBUTORS INC	\$4,220.00
09/16/2021	638916	ROBERTS ROOFING CO	\$35,302.50
09/16/2021	638917	ROJEN COMPANY	\$478.68
09/16/2021	638918	RONALD E ALEXANDER	\$1,185.27
09/16/2021	638919	SDI INNOVATIONS, INC.	\$2,387.69
09/16/2021	638920	SCRUBBER CITY INC	\$641.20
09/16/2021	638921	SHIFFLER EQUIPMENT SALES INC	\$89.96
09/16/2021	638922	STEPHANIE M. BOWLIN	\$75.00
09/16/2021	638923	SMITH BROTHERS INC.	\$231.00
09/16/2021	638924	SPORTSWORLD	\$2,436.50
09/16/2021	638925	STANDARD WELDING & STEEL PRODUCTS	\$620.00
09/16/2021	638926	STAPLES INC	\$136.35
09/16/2021	638927	STEPS EDUCATIONAL GROUP, LLC.	\$6,937.50
09/16/2021	638928	SUBURBAN SCHOOL	\$19,057.00
09/16/2021	638929	SYN TECH SYSTEMS INC	\$550.00

Test Schools Check Register For the Period of - 1

10/7/21

9:32 AM

Check Date	Check Number	Vendor Name	Transaction Amount
09/16/2021	638930	TALBERT'S COMMERCIAL PRODUCTS	\$1,176.61
09/16/2021	638931	TOTAL EDUCATION SOLUTIONS, INC.	\$5,021.64
09/16/2021	638932	THE M CONLEY COMPANY	\$9,909.67
09/16/2021	638933	THE OHIO STATE UNIVERSITY	\$11,525.15
09/16/2021	638934	TIMBERS-KOVAR & CO	\$330.00
09/16/2021	638935	TRACY BROWN	\$200.00
09/16/2021	638936	TRANSITION CONSULTING AND	\$77.00
09/16/2021	638937	TRANSPORTATION ACCESSORIES CO, INC.	\$929.20
09/16/2021	638938	ULINE, INC	\$2,472.89
09/16/2021	638939	VEX ROBOTICS INC	\$641.84
09/16/2021	638940	VINCENT LIGHTING SYSTEMS CO	\$500.00
09/16/2021	638941	WELLINGTON IMPLEMENT CO. INC.	\$114.15
09/16/2021	638942	WOLFF BROS. SUPPLY INC.	\$366.87
09/16/2021	V638945	AMAZON.COM	\$5,141.89
09/16/2021	V638946	ANTHONY BELSITO	\$387.00
09/16/2021	V638947	MICHELE MARIE BENNETT	\$97.48
09/16/2021	V638948	JEANNE MARIE BLANKENSHIP	\$71.23
09/16/2021	V638949	BLICK ART MATERIALS LLC	\$204.98
09/16/2021	V638950	CENGAGE LEARNING INC.	\$3,896.60
09/16/2021	V638951	DAKTRONICS, INC.	\$19,609.30
09/16/2021	V638952	ENTERPRISE FM TRUST	\$8,468.72
09/16/2021	V638953	FORECAST 5 ANALYTICS INC	\$17,822.00
09/16/2021	V638954	KEVIN L HEDRICK	\$23.28
09/16/2021	V638955	LORI S KELLY	\$1,799.50
09/16/2021	V638956	PETERS KALAIL & MARKAKIS CO	\$3,149.87
09/16/2021	V638957	REINHARDT SUPPLY COMPANY	\$9,350.02
09/16/2021	V638958	RIVERSIDE INSIGHTS	\$499.86
09/16/2021	V638959	SCHOOL SPECIALTY, LLC.	\$1,143.73
09/16/2021	V638960	SHELLEY MACK	\$313.00
09/16/2021	V638961	SOFIA SISAMIS	\$51.40
09/16/2021	V638962	ELISA TEDONA	\$3,468.00
09/16/2021	V639256	GORDON FOOD SERVICE	\$12,340.62
09/16/2021 - Total			\$460,265.66

Test Schools Check Register For the Period of - 1

10/7/21

9:32 AM

Check Date	Check Number	Vendor Name	Transaction Amount
09/17/2021	638964	OASBO - FIVE COUNTY	\$70.00
09/17/2021	V638963	PSI AFFILIATES INC.	\$11,450.41
09/17/2021	V638967	CINTAS CORPORATION (V-CARD)	\$2,947.77
09/17/2021	V638968	HOUGHTON MIFFLIN HARCOURT (V-CARD)	\$2,538.74
09/17/2021	V638969	POINT SPRING & DRIVESHAFT (V-CARD)	\$406.51
09/17/2021	V638970	W.B. MASON CO. INC. (V-CARD)	\$59.40
09/17/2021	V639153	OHIO DEPT OF ED - MEMO CK	\$4,662.93
09/17/2021 - Total			\$22,135.76
09/21/2021	638971	AARON ROWLEY	\$8.00
09/21/2021	638972	ADRIENNE DIAL	\$22.00
09/21/2021	638973	ALEXANDRA CAMPBELL	\$12.00
09/21/2021	638974	ALEXIS WOOD	\$22.00
09/21/2021	638975	AMANDA AILIFF	\$28.00
09/21/2021	638976	AMY HOWELL	\$12.00
09/21/2021	638977	AMY PERL	\$16.00
09/21/2021	638978	ANDREW PALMER	\$12.00
09/21/2021	638979	ANDY LUDLOW	\$16.00
09/21/2021	638980	ASHLEY POWELL	\$4.00
09/21/2021	638981	ASHLEY RUEDISUELI	\$18.00
09/21/2021	638982	ASHLEY WAGNER	\$20.00
09/21/2021	638983	BECKY BAUER	\$14.00
09/21/2021	638984	BETH SCHAFFELD	\$16.00
09/21/2021	638985	BRANDON GREER	\$16.00
09/21/2021	638986	BRITTANY MILLER	\$14.00
09/21/2021	638987	CRAIG GIFFORD	\$26.00
09/21/2021	638988	CRYSTAL SICKELS	\$16.00
09/21/2021	638989	DANA KOCAR	\$16.00
09/21/2021	638990	ELIZABETH BRUCK	\$10.00
09/21/2021	638991	GRETCHEN ROGERS	\$20.00
09/21/2021	638992	JENNIFER THUR	\$24.00
09/21/2021	638993	JOHN MUSAT	\$20.00
09/21/2021	638994	KAHLA NAGY	\$13.00
09/21/2021	638995	KRISTA WAGNER	\$20.00

Test Schools Check Register For the Period of - 1

10/7/21

9:32 AM

Check Date	Check Number	Vendor Name	Transaction Amount
09/21/2021	638996	LATISHA MARTIN	\$16.00
09/21/2021	638997	LAURA DEGROOT	\$20.00
09/21/2021	638998	LAURA USSERY	\$22.00
09/21/2021	638999	LISA CLARK	\$20.00
09/21/2021	639000	MARCIA WARDEN	\$20.00
09/21/2021	639001	MARK CONTAT	\$12.00
09/21/2021	639002	MEGHAN AMORGIANOS	\$24.00
09/21/2021	639003	MELANIE WALSCHON	\$10.00
09/21/2021	639004	MICHELLE LEGAN	\$24.00
09/21/2021	639005	MIKE LYNAUGH	\$16.00
09/21/2021	639006	MOLLY GREGG	\$18.00
09/21/2021	639007	RACHEL SOBOLEWSKI	\$24.00
09/21/2021	639008	RENEE MATTHEWS	\$20.00
09/21/2021	639009	SAMANTHA WATSON	\$8.00
09/21/2021	639010	SARA ROCHA	\$22.00
09/21/2021	639011	SHANNON SPILKER	\$20.00
09/21/2021	639012	STEFANIE DORMODY	\$12.00
09/21/2021	639013	STEPHANIE HATFIELD	\$20.00
09/21/2021	639014	STEPHANIE SEDLAK	\$20.00
09/21/2021	639015	SYDNEY SPITZER	\$22.00
09/21/2021	639016	TIFFANY MEKEEL	\$10.00
09/21/2021	639017	VIRGIL MCDONALD	\$24.00
09/21/2021	V639018	ALLISON HILDRETH	\$12.00
09/21/2021	V639134	MEMO - MEDICAL MUTUAL	\$186,238.32
09/21/2021 - Total			\$187,069.32
09/22/2021	V639250	ARBITERPAY TRUST ACCOUNT	\$20,000.00
09/22/2021	V639257	GORDON FOOD SERVICE	\$9,121.23
09/22/2021 - Total			\$29,121.23
09/23/2021	639019	ADVANCE AUTO PARTS	\$9.19
09/23/2021	639020	AG-PRO OHIO LLC	\$987.68
09/23/2021	639021	ALLIANCE FOR HIGH QUALITY EDUC	\$420.00
09/23/2021	639022	AMERICAN FIREWORKS COMPANY	\$3,300.00
09/23/2021	639023	AMERICAN LEGION POST 202	\$35.00

Test Schools Check Register For the Period of - 1

10/7/21

9:32 AM

Check Date	Check Number	Vendor Name	Transaction Amount
09/23/2021	639024	AMPLIFIED IT LLC	\$15,960.00
09/23/2021	639025	APEX LEARNING INC	\$7,500.00
09/23/2021	639026	APOLLO PEST CONTROL COMPANY	\$943.00
09/23/2021	639027	ARMSTRONG UTILITIES INC.	\$119.70
09/23/2021	639028	NEW DAIRY HOLDCO, LLC.	\$4,831.32
09/23/2021	639029	BULK BOOKSTORE	\$3,045.45
09/23/2021	639030	BUZZARD TOOLS LLC	\$25.99
09/23/2021	639031	CAFETERIA-PEPSI COLA ORDERS	\$2,255.89
09/23/2021	639032	CAMBIUM ASSESSMENT, INC.	\$25.00
09/23/2021	639033	CARDINAL BUS SALES & SERV INC	\$1,992.70
09/23/2021	639034	CENTERRA CO-OP	\$8,525.36
09/23/2021	639035	CLEVELAND CLINIC CENTER	\$30,275.16
09/23/2021	639036	COLORAMICS LLC DBA:BUCKEYE CERAMICS	\$736.00
09/23/2021	639037	COLUMBIA GAS OF OHIO INC	\$3,488.89
09/23/2021	639038	COMDOC INC	\$490.31
09/23/2021	639039	COMMITTEE FOR CHILDREN	\$16,790.74
09/23/2021	639040	CUMMINS INTERSTATE POWER INC	\$2,611.65
09/23/2021	639041	DB ENTERTAINMENT GROUP LLC	\$1,999.00
09/23/2021	639042	DE LAGE LANDEN FINANCIAL	\$1,549.20
09/23/2021	639043	DENISE O'DEAR	\$46.48
09/23/2021	639044	DISCOUNT SCHOOL SUPPLY	\$253.74
09/23/2021	639045	DYNAMERICAN INC.	\$2,055.00
09/23/2021	639046	DYNAMIC INTERNET SOLUTIONS, LLC	\$780.00
09/23/2021	639047	FARMERS EXCHANGE CO INC	\$199.98
09/23/2021	639048	FLOWER GALLERY LLC	\$40.00
09/23/2021	639049	FOWLER COMPANY	\$46,993.00
09/23/2021	639050	FRONTIER NORTH INC	\$184.98
09/23/2021	639051	HEALTHCARE BILLING SERVICES	\$522.64
09/23/2021	639052	HERSHEY CREAMERY CO	\$1,286.88
09/23/2021	639053	KAREN PLATZ	\$150.00
09/23/2021	639054	LAKESHORE EQUIPMENT COMPANY	\$217.32
09/23/2021	639055	LMC SERVICES, INC.	\$30,110.00
09/23/2021	639056	LODI LUMBER CO	\$56.98

Test Schools Check Register For the Period of - 1

10/7/21

9:32 AM

Check Date	Check Number	Vendor Name	Transaction Amount
09/23/2021	639057	MACKIN BOOK COMPANY	\$571.72
09/23/2021	639058	MARS ELECTRIC CO.	\$349.52
09/23/2021	639059	MATH LEARNING CENTER	\$46.00
09/23/2021	639060	MCMASTER-CARR SUPPLY COMPANY	\$583.70
09/23/2021	639061	MCS FOOD SERVICE DEPT.	\$801.24
09/23/2021	639062	MEDINA CITY SCHOOLS	\$26,004.28
09/23/2021	639063	MEDINA CITY SCHOOLS	\$1,113.20
09/23/2021	639064	MEDINA COUNTY BOARD OF DD.	\$5,380.20
09/23/2021	639065	MEDINA COUNTY PORT AUTHORITY	\$853.00
09/23/2021	639066	MEDINA COUNTY SOLID WASTE DIST	\$98.29
09/23/2021	639067	MEDINA HARDWARE INC	\$90.01
09/23/2021	639068	MEMBEAN INC	\$2,120.00
09/23/2021	639069	MIA STABILE	\$5.32
09/23/2021	639070	MOTIVATING SYSTEMS	\$1,202.00
09/23/2021	639071	NASP	\$220.00
09/23/2021	639072	NATIONAL BUSINESS INSTITUTE	\$389.00
09/23/2021	639073	NICKLES BAKERY	\$496.52
09/23/2021	639074	NOREGON SYSTEMS INC	\$450.00
09/23/2021	639075	OHIO EDISON COMPANY	\$857.24
09/23/2021	639076	OSPA-OHIO SCHOOL PSYCHOLOGISTS	\$120.00
09/23/2021	639077	PARADISE TREE FARM INC	\$3,900.00
09/23/2021	639078	POWER OF THE PEN	\$450.00
09/23/2021	639079	QUADIENT LEASING USA, INC.	\$937.35
09/23/2021	639080	QUILL CORPORATION	\$165.56
09/23/2021	639081	RAIN DROP PRODUCTS, LLC.	\$8,762.10
09/23/2021	639082	READY FIELD SOLUTIONS, LLC	\$7,025.00
09/23/2021	639083	ROJEN COMPANY	\$58.42
09/23/2021	639084	RUMPKE OF OHIO INC	\$1,002.02
09/23/2021	639085	SCHOLASTIC, INC.	\$2,476.18
09/23/2021	639086	SCOTT SCRIVEN LLP	\$16,671.00
09/23/2021	639087	SCRUBBER CITY INC	\$115.95
09/23/2021	639088	SHERWIN WILLIAMS COMPANY	\$100.34
09/23/2021	639089	OLON BOARD OF EDUCATION	\$100.00

Test Schools Check Register For the Period of - 1

10/7/21

9:32 AM

Check Date	Check Number	Vendor Name	Transaction Amount
09/23/2021	639090	SPORTSWORLD	\$1,568.00
09/23/2021	639091	STAPLES INC	\$204.04
09/23/2021	639092	STATS MEDIC, LLC	\$319.00
09/23/2021	639093	STERLING PAPER CO	\$197.20
09/23/2021	639094	SUBURBAN SCHOOL	\$1,178.00
09/23/2021	639095	TALBERT'S COMMERCIAL PRODUCTS	\$202.68
09/23/2021	639096	TEACHERS PAY TEACHERS	\$206.96
09/23/2021	639097	UNITED RENTALS (N AMERICA) INC	\$320.00
09/23/2021	639098	UNIVERSITY OF OREGON	\$4,510.00
09/23/2021	639099	VERIZON BUSINESS	\$323.53
09/23/2021	639100	VERIZON WIRELESS	\$83.55
09/23/2021	639101	WATERLOGIC AMERICAS LLC	\$59.95
09/23/2021	639102	WORLD TRUCK TOWING & RECOVERY, INC.	\$1,615.00
09/23/2021	V639105	AMAZON.COM	\$5,135.58
09/23/2021	V639106	ANTHONY BELSITO	\$396.00
09/23/2021	V639107	RON A BLUE	\$46.29
09/23/2021	V639108	TIMOTHY R BRACKEN	\$327.78
09/23/2021	V639109	DAVID M CHAMBERS	\$61.26
09/23/2021	V639110	CHRISTIA MATTEY	\$483.84
09/23/2021	V639111	JOSHEN PAPER & PACKAGING CO.	\$1,845.83
09/23/2021	V639112	ANDREW JAMES KREJCI	\$48.85
09/23/2021	V639113	LORI S KELLY	\$2,257.77
09/23/2021	V639114	MARION D LEONARD	\$187.50
09/23/2021	V639115	MICHAEL L WESNER	\$4,451.22
09/23/2021	V639116	ALEXANDRA H MUSSELMAN	\$298.27
09/23/2021	V639117	JESSICA LYNN NIEMANTSVERDIET	\$6.84
09/23/2021	V639118	PETERS KALAIL & MARKAKIS CO	\$3,609.83
09/23/2021	V639119	REINHARDT SUPPLY COMPANY	\$1,572.98
09/23/2021	V639120	SCHOOL SPECIALTY, LLC.	\$203.04
09/23/2021	V639121	DANIEL JOSEPH SMITH	\$14.56
09/23/2021	V639122	TECHNOLOGY ENGINEERING	\$6,028.75
09/23/2021	V639123	VINSON GROUP LLC	\$2,575.00
09/23/2021	V639125	CINTAS CORPORATION (V-CARD)	\$1,337.45

Test Schools Check Register For the Period of - 1

10/7/21

9:32 AM

Check Date	Check Number	Vendor Name	Transaction Amount
09/23/2021	V639126	GARDINER SERVICE COMPANY (V-CARD)	\$40,000.00
09/23/2021	V639127	POINT SPRING & DRIVESHAFT (V-CARD)	\$2,684.44
09/23/2021	V639128	ROBERT J. VERNAK (V-CARD)	\$1,122.50
09/23/2021	V639129	W.B. MASON CO. INC. (V-CARD)	\$136.22
09/23/2021 - Total			\$359,949.10
09/24/2021	639136	MACKIN BOOK COMPANY	\$434.50
09/24/2021	639137	MEDINA HIGH SCHOOL -MUSICAL DEPT.	\$6,500.00
09/24/2021	639139	BRADLEY KEFFER	\$5.00
09/24/2021	639140	BRANDI MAIBACH	\$9.00
09/24/2021	639141	FRANCES GROSS	\$15.00
09/24/2021	639142	HEATHER & JOHN RUPP	\$546.00
09/24/2021	639143	JOHN KUNTHARAYIL	\$9.00
09/24/2021	639144	KARI CUSICK	\$330.00
09/24/2021	639145	LAURA BURKE	\$9.00
09/24/2021	639146	LAURA WATTERSON	\$9.00
09/24/2021	639147	MICHELLE KELLY-DAUM	\$30.00
09/24/2021	639148	NADINE WHITE	\$5.00
09/24/2021	639149	REBEKAH MICHALOWICZ	\$72.00
09/24/2021	639150	TANYA MOSLEY	\$9.00
09/24/2021	639151	TRACY GABRIELSEN	\$15.00
09/24/2021	942685	MEDINA MUNICIPAL COURT	\$185.26
09/24/2021	V639138	HUDL	\$11,149.00
09/24/2021	V639254	SYSCO CLEVELAND INC	\$52,086.46
09/24/2021 - Total			\$71,418.22
09/27/2021	942659	CENTRAL COLLECTION AGENCY	\$132.22
09/27/2021	942660	CITY OF AKRON	\$890.04
09/27/2021	942661	CITY OF BRUNSWICK	\$215.76
09/27/2021	942662	CITY OF LAKEWOOD	\$118.45
09/27/2021	942663	CITY OF PARMA	\$165.32
09/27/2021	942664	F.C.P.E	\$146.00
09/27/2021	942665	KIDS FIRST	\$22.00
09/27/2021	942666	MEDINA MUNICIPAL COURT	\$33.07
09/27/2021	942667	OAPSE	\$4,952.58

Test Schools Check Register For the Period of - 1

10/7/21

9:32 AM

Check Date	Check Number	Vendor Name	Transaction Amount
09/27/2021	942668	KEITH L RUCINSKI, CHAPTER 13 TRSTEE	\$1,268.77
09/27/2021	942669	PEOPLE QUALIFIED COMMITTEE	\$25.05
09/27/2021	942670	R.I.T.A.	\$52,715.09
09/27/2021	942671	WADSWORTH MUNICIPAL COURT	\$156.70
09/27/2021	V639152	OHIO DEPT OF ED - MEMO CK	\$4,662.93
09/27/2021	V942672	MEDINA CITY SCHOOLS FOUNDATION	\$69.00
09/27/2021	V942673	MEDINA CITY TEACHERS ASSOC	\$165.80
09/27/2021	V942674	MEMO -EFTPS - TAXES	\$244,238.26
09/27/2021	V942675	MEMO -MEDINA CITY SCHOOLS	\$421,102.10
09/27/2021	V942676	MEMO MET LIFE INSURANCE	\$4,919.12
09/27/2021	V942677	MEMO --S E R S - EMPLOYEE	\$103,660.99
09/27/2021	V942678	MEMO --S T R S - EMPLOYEE	\$475,157.27
09/27/2021	V942679	OHIO BUSINESS GATEWAY	\$46,950.34
09/27/2021	V942680	OHIO CHILD SUPPORT PAYMENT CENTRAL	\$2,043.95
09/27/2021	V942681	MEMO - OMNI	\$49,500.26
09/27/2021	V942682	SCHOOL DISTRICT INCOME TAX	\$3,627.12
09/27/2021	V942683	TRUSTMARK VOLUNTARY BENEFITS	\$1,947.37
09/27/2021	V942684	WORKERS COMP MEMO	\$26,996.30
09/27/2021 - Total			\$1,445,881.86
09/28/2021	V639154	MEMO - MEDICAL MUTUAL	\$139,167.58
09/28/2021	V9628	MEMO-CAPITAL ONE	\$4,499.00
09/28/2021 - Total			\$143,666.58
09/29/2021	639155	ACHIEVEMENT ADVANTAGE	\$1,725.00
09/29/2021	639156	ADLER TEAM SPORTS	\$776.65
09/29/2021	639157	ALLIED ELECTRONICS INC.	\$490.22
09/29/2021	639158	APEX LEARNING INC	\$2,250.00
09/29/2021	639159	APPLE INC.	\$139.00
09/29/2021	639160	APPLE MOBILE LEASING INC	\$10,000.00
09/29/2021	639161	ARMSTRONG UTILITIES INC.	\$157.90
09/29/2021	639162	ASCD	\$89.00
09/29/2021	639163	BARNES & NOBLE BOOKSELLERS	\$484.47
09/29/2021	639164	BATTELLE FOR KIDS	\$13,000.00
09/29/2021	639165	BSN SPORTS LLC	\$1,412.30

Test Schools Check Register For the Period of - 1

10/7/21

9:32 AM

Check Date	Check Number	Vendor Name	Transaction Amount
09/29/2021	639166	BULK BOOKSTORE	\$1,410.74
09/29/2021	639167	CARDINAL BUS SALES & SERV INC	\$985.43
09/29/2021	639168	CDWG	\$7,925.90
09/29/2021	639169	CLEVELAND CLINIC ATWORK	\$2,335.00
09/29/2021	639170	CPM EDUCATIONAL PROGRAM	\$295.04
09/29/2021	639171	CRANDALL COMPANY INC	\$13.50
09/29/2021	639172	CROWN TROPHY OF MEDINA	\$56.70
09/29/2021	639173	CUMMINS INTERSTATE POWER INC	\$155.59
09/29/2021	639174	DATA RECOGNITION CORP.	\$19,147.50
09/29/2021	639175	DISCOUNT SCHOOL SUPPLY	\$102.08
09/29/2021	639176	DYNAMERICAN INC.	\$1,900.00
09/29/2021	639177	EDUCATIONAL SERVICE CENTER	\$31,104.00
09/29/2021	639178	MEDINA COUNTY BOARD OF EDUCATION	\$2,246.04
09/29/2021	639179	ESC OF MEDINA COUNTY	\$60,608.55
09/29/2021	639180	FARMERS EXCHANGE CO INC	\$99.99
09/29/2021	639181	FASTENAL COMPANY	\$12.04
09/29/2021	639182	FOLLETT HIGHER EDUCATION GROUP, INC	\$864.47
09/29/2021	639183	FRONTIER NORTH INC	\$5,620.88
09/29/2021	639184	GALLAGHER BENEFIT SERVICES INC	\$1,250.00
09/29/2021	639185	GCL EDUCATION SERVICES LLC.	\$1,395.00
09/29/2021	639186	FLATS INDUSTRIAL SERVICES, INC.	\$75.00
09/29/2021	639187	GREENWOOD PUBLISHING GROUP, LLC.	\$603.90
09/29/2021	639188	IMPACT GROUP PUBLIC RELATIONS	\$2,900.00
09/29/2021	639189	KAREN PLATZ	\$800.00
09/29/2021	639190	CHRISTINA HARGADEN	\$89.00
09/29/2021	639191	MACKIN BOOK COMPANY	\$31.99
09/29/2021	639192	MACK'S INC.	\$648.28
09/29/2021	639193	MATH-U-SEE	\$1,304.00
09/29/2021	639194	MCMASTER-CARR SUPPLY COMPANY	\$122.64
09/29/2021	639195	MORGAN AMEND	\$792.50
09/29/2021	639196	PEARSON ASSESSMENTS	\$48.00
09/29/2021	639197	NORTHEAST OHIO NETWORK FOR TEC.	\$212,251.80
09/29/2021	639198	NIXON EDUCATION SERVICES	\$627.90

Test Schools Check Register For the Period of - 1

10/7/21

9:32 AM

Check Date	Check Number	Vendor Name	Transaction Amount
09/29/2021	639199	OHIO HIGH SCHOOL ATHLETIC ASSN	\$300.00
09/29/2021	639200	OHIO HIGH SCHOOL GOLF COACHES	\$25.00
09/29/2021	639201	ORLO AUTO PARTS INC	\$33.99
09/29/2021	639202	OSBORNE MEDINA INC.	\$231.94
09/29/2021	639203	PRO-ED INC.	\$600.00
09/29/2021	639204	QUILL CORPORATION	\$246.99
09/29/2021	639205	RENTEQUIP INC.	\$222.30
09/29/2021	639206	RJ MARTIN NATIONAL CONTRACTING, INC	\$4,138.50
09/29/2021	639207	SAVVAS LEARNING COMPANY LLC	\$160.47
09/29/2021	639208	SCHOLASTIC, INC.	\$107.00
09/29/2021	639209	SHALE CREEK GOLF CLUB	\$1,800.00
09/29/2021	639210	SHUTTERFLY LIFETOUGH LLC	\$318.25
09/29/2021	639211	HUDSON CITY SCHOOLS	\$228.00
09/29/2021	639212	SOCCER POST	\$2,355.66
09/29/2021	639213	SPORTSWORLD	\$2,636.00
09/29/2021	639214	STERLING FARM EQUIPMENT	\$68.62
09/29/2021	639215	SUBURBAN SCHOOL	\$37,761.00
09/29/2021	639216	TOTAL EDUCATION SOLUTIONS, INC.	\$5,483.28
09/29/2021	639217	THE UNIVERSITY OF TEXAS AT AUSTIN	\$224.50
09/29/2021	639218	TOUCHMATH LLC	\$104.00
09/29/2021	639219	USA CUSTOM APPAREL LLC	\$830.50
09/29/2021	639220	WELLINGTON IMPLEMENT CO. INC.	\$1,647.63
09/29/2021	V639221	AIRGAS USA LLC	\$24.23
09/29/2021	V639225	AMAZON.COM	\$8,451.82
09/29/2021	V639226	BLACKBOARD INC (WEBSITE)	\$25,901.99
09/29/2021	V639227	BLICK ART MATERIALS LLC	\$3,345.35
09/29/2021	V639228	EDUCATION ALTERNATIVES (V-CARD)	\$3,816.00
09/29/2021	V639229	GOODWILL INDUSTRIES AKRON INC	\$1,162.00
09/29/2021	V639230	HARPLEY CS LLC	\$770.00
09/29/2021	V639231	IXL LEARNING INC.	\$388.00
09/29/2021	V639232	JESSICA WYATT	\$20.44
09/29/2021	V639233	LLA THERAPY, LLC.	\$20,866.50
09/29/2021	V639234	LORI S KELLY	\$2,562.00

Test Schools Check Register For the Period of - 1

10/7/21

9:32 AM

Check Date	Check Number	Vendor Name	Transaction Amount
09/29/2021	V639235	PITSCO EDUCATION, LLC.	\$1,122.45
09/29/2021	V639236	SCHOOL SPECIALTY, LLC.	\$5,993.24
09/29/2021	V639237	REBECCA MOHLER	\$39,335.04
09/29/2021	V639238	JOHNSON CONTROLS FIRE PROT (V-CARD)	\$1,543.90
09/29/2021	V639239	SONOVA USA, INC. (V-CARD)	\$827.43
09/29/2021 - Total			\$564,002.02
09/30/2021	V639246	MEMO - BUREAU WORK COMP	\$5,960.43
09/30/2021	V639247	MEMO - P & A ADMINISTRATIVE	\$11,746.76
09/30/2021	V639248	MEMO MET LIFE INSURANCE	\$46,846.06
09/30/2021 - Total			\$64,553.25
Overall - Total			\$6,261,946.45

Fiscal Year	Fund - Expdiger	Function First Two Digits	Fiscal Year Budgeted Amount	% Expensed	Fiscal Year Expense Amount	Fiscal Year Encumbrance Amount	Balance
22	0010000	1100	\$32,636,438.49	0.00128445	\$41,919.75	\$0.00	\$32,594,518.74
22	0010000	1100	\$17,469,634.68	0.24545351	\$4,287,983.10	\$50,141.59	\$13,131,509.99
22	0010000	1100	\$968,206.50	2.13563521	\$2,067,735.89	\$55,287.11	(\$1,154,816.50)
22	0010000	1100	\$1,348,469.48	1.88457466	\$2,541,291.41	\$70,610.98	(\$1,263,432.91)
22	0010000	1100	\$51,000.00	0.10965627	\$5,592.47	\$25,407.53	\$20,000.00
22	0010000	1100	\$77,030.00	0.29799468	\$22,954.53	\$61,967.61	(\$7,892.14)
22	0010000	1100	\$70,507.00	0.08223992	\$5,798.49	\$8,000.00	\$56,708.51
22	0010000	1200	\$79,012.58	1.68030825	\$132,765.49	\$5,400.00	(\$59,152.91)
22	0010000	1200	\$60,500.00	0.3164876	\$19,147.50	\$7,647.25	\$33,705.25
22	0010000	1200	\$663,628.00	0.31768275	\$210,823.17	\$0.00	\$452,804.83
22	0010000	1200	\$36,621.00	3.17379372	\$116,227.50	\$0.00	(\$79,606.50)
22	0010000	1200	\$0.00		\$0.00	\$0.00	\$0.00
22	0010000	1200	\$20,425.00	0	\$0.00	\$0.00	\$20,425.00
22	0010000	1200	\$1,531,181.00	0.38567898	\$590,544.33	\$0.00	\$940,636.67
22	0010000	1200	\$255,165.00	0	\$0.00	\$0.00	\$255,165.00
22	0010000	1200	\$66,583.00	2.0656178	\$137,535.03	\$0.00	(\$70,952.03)
22	0010000	1200	\$50,863.00	4.19542457	\$213,391.88	\$0.00	(\$162,528.88)
22	0010000	1200	\$1,000.00	0	\$0.00	\$0.00	\$1,000.00
22	0010000	1200	\$44,063.00	2.09135647	\$92,151.44	\$0.00	(\$48,088.44)
22	0010000	1200	\$3,096.00	0	\$0.00	\$0.00	\$3,096.00
22	0010000	1200	\$1,477,715.00	0.38203958	\$564,545.62	\$0.00	\$913,169.38
22	0010000	1200	\$190,000.00	0	\$0.00	\$0.00	\$190,000.00
22	0010000	1200	\$3,752.65	14.43849813	\$54,182.63	\$0.00	(\$50,429.98)
22	0010000	1200	\$0.00		\$92,517.83	\$0.00	(\$92,517.83)
22	0010000	1200	\$41,048.22	3.46083509	\$142,061.12	\$2,153.47	(\$103,166.37)
22	0010000	1200	\$2,449,588.87	0.26777265	\$655,932.91	\$431,284.61	\$1,362,371.35
22	0010000	1300	\$253,853.00	0.19363517	\$49,154.87	\$32,922.15	\$171,775.98
22	0010000	1300	\$22,557.00	0.08416456	\$1,898.50	\$0.00	\$20,658.50
22	0010000	1900	\$14,102.00	1.49098851	\$21,025.92	\$0.00	(\$6,923.92)
22	0010000	1900	\$25,500.00	0.19607843	\$5,000.00	\$15,000.00	\$5,500.00
22	0010000	1900	\$2,861,888.27	0.15143794	\$433,398.46	\$167,096.30	\$2,261,393.51
22	0010000	2100	\$568,445.60	0.33310377	\$189,351.37	\$14,128.48	\$364,965.75
22	0010000	2100	\$272,682.00	1.642081	\$447,765.93	\$200.00	(\$175,283.93)
22	0010000	2100	\$30,256.00	0	\$0.00	\$0.00	\$30,256.00
22	0010000	2100	\$393,104.30	0.15524857	\$61,028.88	\$118,197.81	\$213,877.61
22	0010000	2100	\$347,588.00	0.73306751	\$254,805.47	\$0.00	\$92,782.53
22	0010000	2100	\$3,460.00	0.4566474	\$1,580.00	\$1,840.00	\$40.00
22	0010000	2100	\$0.00		\$0.00	\$0.00	\$0.00
22	0010000	2100	\$430,123.00	0.45923985	\$197,529.62	\$154,989.50	\$77,603.88
22	0010000	2100	\$583,858.00	0.09432336	\$55,071.45	\$87,351.29	\$441,435.26
22	0010000	2100	\$203,494.11	0.19887519	\$40,469.93	\$90,761.73	\$72,262.45
22	0010000	2100	\$0.00		\$13,371.28	\$0.00	(\$13,371.28)
22	0010000	2100	\$0.00		\$0.00	\$0.00	\$0.00
22	0010000	2100	\$0.00		\$6,596.79	\$0.00	(\$6,596.79)
22	0010000	2200	\$24,099.00	0	\$0.00	\$0.00	\$24,099.00
22	0010000	2200	\$64,414.13	2.94809524	\$189,898.99	\$16,388.07	(\$141,872.93)
22	0010000	2200	\$68,633.00	0.07185363	\$4,931.53	\$13,830.00	\$49,871.47
22	0010000	2200	\$3,005.00	2.02327454	\$6,079.94	\$0.00	(\$3,074.94)
22	0010000	2200	\$396,826.48	0.49372292	\$195,922.33	\$5,002.84	\$195,901.31
22	0010000	2300	\$171,491.00	0.69375273	\$118,972.35	\$27,860.83	\$24,657.82
22	0010000	2400	\$564,958.70	0.16762255	\$94,699.82	\$9,987.54	\$460,271.34
22	0010000	2400	\$70,983.00	2.79884789	\$198,670.62	\$0.00	(\$127,687.62)
22	0010000	2400	\$5.00	0	\$0.00	\$0.00	\$5.00
22	0010000	2400	\$357,136.39	0.44751617	\$159,824.31	\$129,106.22	\$68,205.86
22	0010000	2400	\$4,039,977.05	0.26789595	\$1,082,293.48	\$52,317.88	\$2,905,365.69
22	0010000	2400	\$1,000.00	0	\$0.00	\$1,000.00	\$0.00
22	0010000	2400	\$1,500.00	0	\$0.00	\$0.00	\$1,500.00
22	0010000	2400	\$37,265.90	0.4691957	\$17,485.00	\$1,680.00	\$18,100.90
22	0010000	2500	\$1,284,063.12	0.40604104	\$521,382.32	\$47,352.15	\$715,328.65
22	0010000	2500	\$60,035.05	0.05308566	\$3,187.00	\$49,248.05	\$7,600.00
22	0010000	2600	\$503,891.84	0.29688334	\$149,597.09	\$117,186.76	\$237,107.99
22	0010000	2600	\$3,834.00	0.10354721	\$397.00	\$0.00	\$3,437.00
22	0010000	2600	\$131,001.12	-0.01671497	(\$2,189.68)	\$29,718.68	\$103,472.12
22	0010000	2700	\$4,980,179.05	0.38665725	\$1,925,622.36	\$765,658.18	\$2,288,898.51
22	0010000	2700	\$863,027.00	0.94730291	\$817,547.99	\$0.00	\$45,479.01
22	0010000	2700	\$2,755.00	0.29758621	\$819.85	\$659.85	\$1,275.30
22	0010000	2800	\$0.00		\$0.00	\$0.00	\$0.00
22	0010000	2800	\$0.00		\$0.00	\$0.00	\$0.00
22	0010000	2800	\$0.00		\$32.08	\$0.00	(\$32.08)
22	0010000	2800	\$0.00		\$0.00	\$0.00	\$0.00
22	0010000	2800	\$0.00		\$0.00	\$0.00	\$0.00
22	0010000	2900	\$154,296.15	0.46486876	\$71,727.46	\$10,613.51	\$71,955.18
22	0010000	2900	\$350.00	0.42857143	\$150.00	\$0.00	\$200.00
22	0010000	2900	\$262,315.57	0.26949933	\$70,693.87	\$14,071.35	\$177,550.35
22	0010000	2900	\$12,618.00	0.67465288	\$8,512.77	\$0.00	\$4,105.23
22	0010000	3200	\$1,497.00	10.90207749	\$16,320.41	\$0.00	(\$14,823.41)
22	0010000	3200	\$4,987.25	0	\$0.00	\$0.00	\$4,987.25
22	0010000	3200	\$0.00		\$0.00	\$0.00	\$0.00
22	0010000	4100	\$62,237.00	0	\$0.00	\$0.00	\$62,237.00
22	0010000	4100	\$4,595.00	0	\$0.00	\$0.00	\$4,595.00
22	0010000	4100	\$476.00	0	\$0.00	\$0.00	\$476.00
22	0010000	4100	\$35,306.00	0	\$0.00	\$0.00	\$35,306.00
22	0010000	4100	\$11,054.00	1.5544554	\$17,182.95	\$0.00	(\$6,128.95)
22	0010000	4100	\$2,107.00	0.84396298	\$1,778.23	\$0.00	\$328.77
22	0010000	4100	\$893.00	1.38665174	\$1,238.28	\$0.00	(\$345.28)
22	0010000	4100	\$856.00	4.44783879	\$3,807.35	\$0.00	(\$2,951.35)

Fiscal Year	Fund - Expdger	Function First Two Digits	Fiscal Year Budgeted Amount	% Expensed	Fiscal Year Expense Amount	Fiscal Year Encumbrance Amount	Balance
22	0010000	4100	\$27,857.00	0.05637793	\$1,570.52	\$0.00	\$26,286.48
22	0010000	4500	\$0.00		\$0.00	\$0.00	\$0.00
22	0010000	4500	\$275.00	22.24956364	\$6,118.63	\$0.00	(\$5,843.63)
22	0010000	4500	\$4,533.00	0	\$0.00	\$0.00	\$4,533.00
22	0010000	4500	\$3,217.00	0	\$0.00	\$0.00	\$3,217.00
22	0010000	4500	\$116,125.00	0	\$0.00	\$0.00	\$116,125.00
22	0010000	4500	\$1,438.00	0	\$0.00	\$0.00	\$1,438.00
22	0010000	4500	\$1,233.00	8.57105434	\$10,568.11	\$0.00	(\$9,335.11)
22	0010000	4500	\$2,242.00	0	\$0.00	\$0.00	\$2,242.00
22	0010000	4500	\$1,172.00	0	\$0.00	\$0.00	\$1,172.00
22	0010000	4500	\$0.00		\$0.00	\$0.00	\$0.00
22	0010000	4500	\$0.00		\$0.00	\$0.00	\$0.00
22	0010000	4500	\$4,466.00	0	\$0.00	\$0.00	\$4,466.00
22	0010000	4500	\$0.00		\$0.00	\$0.00	\$0.00
22	0010000	4500	\$4,517.00	0	\$0.00	\$0.00	\$4,517.00
22	0010000	4500	\$3,592.00	0	\$0.00	\$0.00	\$3,592.00
22	0010000	4500	\$1,900.00	3.86439474	\$7,342.35	\$0.00	(\$5,442.35)
22	0010000	4500	\$3,399.00	0	\$0.00	\$0.00	\$3,399.00
22	0010000	4500	\$0.00		\$12,482.01	\$0.00	(\$12,482.01)
22	0010000	4500	\$1,967.00	0	\$0.00	\$0.00	\$1,967.00
22	0010000	4500	\$2,645.00	0	\$0.00	\$0.00	\$2,645.00
22	0010000	4500	\$1,919.00	0	\$0.00	\$0.00	\$1,919.00
22	0010000	4500	\$1,073.00	0	\$0.00	\$0.00	\$1,073.00
22	0010000	4500	\$1,099.00	0	\$0.00	\$0.00	\$1,099.00
22	0010000	4500	\$0.00		\$0.00	\$0.00	\$0.00
22	0010000	4500	\$105,912.00	0.79650408	\$84,359.34	\$5,000.00	\$16,552.66
22	0010000	4500	\$1,667.00	0	\$0.00	\$0.00	\$1,667.00
22	0010000	4500	\$5,652.00	0	\$0.00	\$0.00	\$5,652.00
22	0010000	4600	\$3,787.00	0.65893319	\$2,495.38	\$0.00	\$1,291.62
22	0010000	4600	\$0.00		\$0.00	\$0.00	\$0.00
22	0010000	4600	\$0.00		\$0.00	\$0.00	\$0.00
22	0010000	4600	\$5,958.00	0.33469453	\$1,994.11	\$0.00	\$3,963.89
22	0010000	4600	\$510.00	0.88370588	\$450.69	\$0.00	\$59.31
22	0010000	4600	\$458.00	0	\$0.00	\$0.00	\$458.00
22	0010000	4600	\$81.00	21.2417284	\$1,720.58	\$0.00	(\$1,639.58)
22	0010000	5600	\$261,422.00	0	\$0.00	\$0.00	\$261,422.00
22	0010000	7200	\$460,888.00	0	\$0.00	\$0.00	\$460,888.00
22	0010000	7400	\$400,000.00	0	\$0.00	\$0.00	\$400,000.00
22	0010000	7500	\$0.00		\$0.00	\$0.00	\$0.00
22	0029000	2500	\$70,000.00	0.37260814	\$26,082.57	\$0.00	\$43,917.43
22	0029000	6100	\$4,173,661.50	0	\$0.00	\$168,800.00	\$4,004,861.50
22	0029012	2500	\$5,000.00	0	\$0.00	\$1,250.00	\$3,750.00
22	0029012	6100	\$1,726,512.50	0	\$0.00	\$1,726,512.50	\$0.00
22	0029014	6100	\$343,887.50	0	\$0.00	\$339,212.52	\$4,674.98
22	0030000	2700	\$0.00		\$0.00	\$0.00	\$0.00
22	0039000	2700	\$13,601.14	0	\$0.00	\$0.00	\$13,601.14
22	0039001	2700	\$263,133.90	0.08879548	\$23,365.10	\$131,796.00	\$107,972.80
22	0060000	2700	\$0.00		\$0.00	\$0.00	\$0.00
22	0060000	3100	\$81,036.00	0.5789153	\$46,912.98	\$370.00	\$33,753.02
22	0060000	3100	\$1,824,264.54	0.19020167	\$346,978.17	\$36,386.10	\$1,440,900.27
22	0060000	7400	\$270,000.00	0	\$0.00	\$0.00	\$270,000.00
22	0069006	3100	\$500,000.00	0.32171294	\$160,856.47	\$286,679.75	\$52,463.78
22	0079004	3200	\$20,000.00	0	\$0.00	\$20,000.00	\$0.00
22	0079111	3200	\$500.00	0	\$0.00	\$0.00	\$500.00
22	0079333	3200	\$6,000.00	0	\$0.00	\$6,000.00	\$0.00
22	0089002	3200	\$250.00	0	\$0.00	\$250.00	\$0.00
22	0089003	3200	\$50,000.00	0	\$0.00	\$50,000.00	\$0.00
22	0089112	3200	\$500.00	0	\$0.00	\$500.00	\$0.00
22	0099000	1100	\$27,341.00	0	\$0.00	\$0.00	\$27,341.00
22	0099000	1100	\$7,060.00	0	\$0.00	\$0.00	\$7,060.00
22	0099110	1100	\$5,746.00	0.74565089	\$4,284.51	\$1,450.75	\$10.74
22	0099120	1100	\$9,490.00	0.66070601	\$6,270.10	\$2,698.98	\$520.92
22	0099130	1100	\$10,296.00	0.69596154	\$7,165.62	\$2,073.54	\$1,056.84
22	0099140	1100	\$9,204.00	0.06491308	\$597.46	\$7,421.24	\$1,185.30
22	0099160	1100	\$11,544.00	0.50473493	\$5,826.66	\$2,192.23	\$3,525.11
22	0099170	1100	\$12,584.00	0.62282661	\$7,837.65	\$3,999.65	\$746.70
22	0099180	1100	\$10,816.00	0.58034116	\$6,276.97	\$1,672.85	\$2,866.18
22	0099200	1100	\$24,453.00	0.78838875	\$19,278.47	\$4,146.74	\$1,027.79
22	0099210	1100	\$23,140.00	0.21390752	\$4,949.82	\$16,985.38	\$1,204.80
22	0099300	1100	\$100,991.86	0.15350534	\$15,502.79	\$49,223.27	\$36,265.80
22	0099300	2400	\$52,000.00	0	\$0.00	\$52,000.00	\$0.00
22	0099301	2400	\$0.00		\$0.00	\$0.00	\$0.00
22	0149016	1100	\$277,078.00	0.19181036	\$53,146.43	\$0.00	\$223,931.57
22	0149016	2100	\$0.00		\$0.00	\$0.00	\$0.00
22	0149016	2400	\$40,476.00	0.28497925	\$11,534.82	\$0.00	\$28,941.18
22	0149016	7200	\$0.00		\$0.00	\$0.00	\$0.00
22	0149016	7400	\$0.00		\$0.00	\$0.00	\$0.00
22	0149111	7200	\$0.00		\$0.00	\$0.00	\$0.00
22	0149115	7200	\$0.00		\$0.00	\$0.00	\$0.00
22	0149116	1200	\$272,100.00	0.24627563	\$67,011.60	\$0.00	\$205,088.40
22	0149116	1200	\$262,400.00	0.21292393	\$55,871.24	\$0.00	\$206,528.76
22	0149116	1200	\$54,882.10	0.04613052	\$2,531.74	\$9,869.02	\$42,481.34
22	0149116	2100	\$5,130.00	0.87689084	\$4,498.45	\$0.00	\$631.55
22	0149116	2100	\$50,000.00	0.0092912	\$464.56	\$24,500.00	\$25,035.44
22	0149116	2100	\$225,000.00	0.05987698	\$13,472.32	\$112,250.00	\$99,277.68
22	0149116	2200	\$4,000.00	0.0309575	\$123.83	\$1,000.00	\$2,876.17

Fiscal Year	Fund - Expdiger	Function First Two Digits	Fiscal Year Budgeted Amount	% Expensed	Fiscal Year Expense Amount	Fiscal Year Encumbrance Amount	Balance
22	0149116	2400	\$96,100.00	0.26269292	\$25,244.79	\$0.00	\$70,855.21
22	0149116	2400	\$155,026.00	0.25913157	\$40,172.13	\$1,700.00	\$113,153.87
22	0149116	2700	\$132.96	0.17569194	\$23.36	\$30.03	\$79.57
22	0149116	4100	\$6,000.00	0	\$0.00	\$1,000.00	\$5,000.00
22	0149116	7400	\$0.00		\$0.00	\$0.00	\$0.00
22	0160000	1100	\$5,338,110.50	0.16794134	\$896,489.45	\$0.00	\$4,441,621.05
22	0160000	1100	\$27,636.00	1.50730207	\$41,655.80	\$0.00	(\$14,019.80)
22	0160000	1100	\$132,201.00	1.22866529	\$162,430.78	\$0.00	(\$30,229.78)
22	0160000	1200	\$25,226.00	0	\$0.00	\$0.00	\$25,226.00
22	0160000	1200	\$0.00		\$107,382.61	\$0.00	(\$107,382.61)
22	0160000	1200	\$0.00		\$21,555.88	\$0.00	(\$21,555.88)
22	0160000	1200	\$0.00		\$52,479.11	\$0.00	(\$52,479.11)
22	0160000	1200	\$0.00		\$2,454.57	\$0.00	(\$2,454.57)
22	0160000	1200	\$125,536.00	0	\$0.00	\$0.00	\$125,536.00
22	0160000	1900	\$0.00		\$41.86	\$0.00	(\$41.86)
22	0160000	2100	\$0.00		\$4,022.48	\$0.00	(\$4,022.48)
22	0160000	2400	\$43,640.00	0.15526077	\$6,775.58	\$17,224.42	\$19,640.00
22	0160000	2400	\$0.00		\$0.00	\$0.00	\$0.00
22	0160000	2400	\$0.00		\$1,413.10	\$0.00	(\$1,413.10)
22	0160000	2500	\$110,100.00	0.37577148	\$41,372.44	\$0.00	\$68,727.56
22	0160000	2700	\$2,000.00	0.26065	\$521.30	\$478.70	\$1,000.00
22	0160000	2800	\$410,920.00	0.17835211	\$73,288.45	\$0.00	\$337,631.55
22	0160000	2800	\$615,487.90	0.15050733	\$92,635.44	\$16,320.16	\$506,532.30
22	0160000	2800	\$1,393,540.00	0.36345593	\$506,490.38	\$0.00	\$887,049.62
22	0160000	2800	\$1,068,983.54	0.3818795	\$408,222.90	\$293,477.60	\$367,283.04
22	0160000	2800	\$62,453.00	1.17059453	\$73,107.14	\$0.00	(\$10,654.14)
22	0160000	4100	\$5,877.00	0	\$0.00	\$0.00	\$5,877.00
22	0160410	2100	\$84,811.00	0.39205433	\$33,250.52	\$0.00	\$51,560.48
22	0161000	1100	\$0.00		\$83,403.57	\$0.00	(\$83,403.57)
22	0161000	1100	\$0.00		\$0.00	\$0.00	\$0.00
22	0161000	1100	\$0.00		\$0.00	\$0.00	\$0.00
22	0161000	1200	\$0.00		\$79,393.12	\$0.00	(\$79,393.12)
22	0161000	2100	\$0.00		\$16,249.42	\$0.00	(\$16,249.42)
22	0161000	5600	\$0.00		\$0.00	\$0.00	\$0.00
22	0180000	2600	\$0.00		\$0.00	\$0.00	\$0.00
22	0189000	2400	\$0.00		\$0.00	\$0.00	\$0.00
22	0189110	1100	\$500.00	0	\$0.00	\$300.00	\$200.00
22	0189110	2400	\$15,717.51	0.10265939	\$1,613.55	\$5,196.24	\$8,907.72
22	0189110	7200	\$0.00		\$0.00	\$0.00	\$0.00
22	0189111	1200	\$0.00		\$0.00	\$0.00	\$0.00
22	0189111	7200	\$0.00		\$0.00	\$0.00	\$0.00
22	0189113	2200	\$3,500.00	0	\$0.00	\$0.00	\$3,500.00
22	0189120	2400	\$12,551.09	0.16118759	\$2,023.08	\$5,973.43	\$4,554.58
22	0189120	7200	\$0.00		\$0.00	\$0.00	\$0.00
22	0189123	2200	\$0.00		\$0.00	\$0.00	\$0.00
22	0189130	1100	\$3,900.00	0.0215359	\$83.99	\$2,250.00	\$1,566.01
22	0189130	2400	\$19,134.35	0.17267427	\$3,304.01	\$3,548.95	\$12,281.39
22	0189130	7200	\$0.00		\$0.00	\$0.00	\$0.00
22	0189132	1200	\$0.00		\$0.00	\$0.00	\$0.00
22	0189132	7200	\$0.00		\$0.00	\$0.00	\$0.00
22	0189133	2200	\$150.00	0	\$0.00	\$100.00	\$50.00
22	0189135	4500	\$15,000.00	0	\$0.00	\$0.00	\$15,000.00
22	0189140	1100	\$7,800.00	0.02333205	\$181.99	\$1,093.01	\$6,525.00
22	0189140	2400	\$15,350.00	0.10007231	\$1,536.11	\$1,700.00	\$12,113.89
22	0189143	2200	\$6,000.00	0	\$0.00	\$0.00	\$6,000.00
22	0189160	1100	\$0.00		\$0.00	\$0.00	\$0.00
22	0189160	2400	\$24,962.97	0.26418892	\$6,594.94	\$3,494.82	\$14,873.21
22	0189160	7200	\$0.00		\$0.00	\$0.00	\$0.00
22	0189161	2200	\$5,000.00	0	\$0.00	\$0.00	\$5,000.00
22	0189163	2200	\$3,000.00	0.01666667	\$50.00	\$0.00	\$2,950.00
22	0189170	1100	\$20,000.00	0	\$0.00	\$0.00	\$20,000.00
22	0189170	2400	\$20,093.89	0.04208095	\$845.57	\$1,500.00	\$17,748.32
22	0189170	7200	\$0.00		\$0.00	\$0.00	\$0.00
22	0189171	2400	\$250.00	0	\$0.00	\$150.00	\$100.00
22	0189173	2200	\$0.00		\$0.00	\$0.00	\$0.00
22	0189180	1100	\$2,098.04	0.63788584	\$1,338.31	\$0.00	\$759.73
22	0189180	2400	\$24,597.33	0.04019257	\$988.63	\$5,385.61	\$18,223.09
22	0189180	7200	\$0.00		\$0.00	\$0.00	\$0.00
22	0189181	1200	\$0.00		\$0.00	\$0.00	\$0.00
22	0189183	2200	\$5,000.00	0	\$0.00	\$0.00	\$5,000.00
22	0189184	7200	\$0.00		\$0.00	\$0.00	\$0.00
22	0189200	2400	\$30,947.53	0.06925593	\$2,143.30	\$3,041.45	\$25,762.78
22	0189200	7200	\$0.00		\$36.97	\$0.00	(\$36.97)
22	0189203	2200	\$4,200.00	0.21873333	\$918.68	\$0.00	\$3,281.32
22	0189210	1100	\$0.00		\$0.00	\$0.00	\$0.00
22	0189210	2400	\$22,500.00	0.09261778	\$2,083.90	\$9,416.10	\$11,000.00
22	0189211	2200	\$3,060.00	0.01633987	\$50.00	\$0.00	\$3,010.00
22	0189213	2400	\$0.00		\$0.00	\$0.00	\$0.00
22	0189300	2400	\$42,140.15	0.10909126	\$4,845.85	\$26,187.83	\$13,386.47
22	0189300	7200	\$0.00		\$0.00	\$0.00	\$0.00
22	0189301	2200	\$0.00		\$0.00	\$0.00	\$0.00
22	0189302	1100	\$38,500.00	0.03428571	\$1,320.00	\$37,000.00	\$180.00
22	0189303	3200	\$72,934.71	0.01877803	\$1,369.57	\$49,150.00	\$22,415.14
22	0189304	4300	\$18,232.42	0.03480668	\$634.61	\$12,862.25	\$4,735.56
22	0189305	1100	\$0.00		\$0.00	\$0.00	\$0.00
22	0189306	2400	\$7,845.56	0.11163512	\$875.84	\$5,521.54	\$1,448.18

Fiscal Year	Fund - Expledger	Function First Two Digits	Fiscal Year Budgeted Amount	% Expensed	Fiscal Year Expense Amount	Fiscal Year Encumbrance Amount	Balance
22	0189900	2200	\$3,702.01	0	\$0.00	\$0.00	\$3,702.01
22	0189901	1100	\$0.00		\$3,767.67	\$0.00	(\$3,767.67)
22	0189901	1900	\$0.00		\$0.00	\$0.00	\$0.00
22	0189901	2200	\$0.00		\$0.00	\$0.00	\$0.00
22	0189901	2200	\$0.00		\$0.00	\$0.00	\$0.00
22	0189901	7200	\$0.00		\$0.00	\$0.00	\$0.00
22	0189902	2200	\$11,224.52	0	\$0.00	\$0.00	\$11,224.52
22	0189902	2300	\$0.00		\$0.00	\$0.00	\$0.00
22	0189902	2400	\$0.00		\$0.00	\$0.00	\$0.00
22	0189903	2300	\$2,800.00	0	\$0.00	\$0.00	\$2,800.00
22	0189904	2400	\$502.00	0	\$0.00	\$0.00	\$502.00
22	0189905	2100	\$0.00		\$0.00	\$0.00	\$0.00
22	0189905	2100	\$51,248.39	0	\$0.00	\$0.00	\$51,248.39
22	0189906	2900	\$1,117.90	0.42669291	\$477.00	\$0.00	\$640.90
22	0189906	7200	\$0.00		\$0.00	\$0.00	\$0.00
22	0189907	1900	\$2,475.40	0	\$0.00	\$0.00	\$2,475.40
22	0189910	2700	\$3,902.36	0	\$0.00	\$0.00	\$3,902.36
22	0189914	2900	\$300.00	0	\$0.00	\$0.00	\$300.00
22	0189915	2900	\$2,500.00	0	\$0.00	\$0.00	\$2,500.00
22	0189916	2900	\$5,000.00	0.39525	\$1,976.25	\$0.00	\$3,023.75
22	0189918	3200	\$500.00	0	\$0.00	\$0.00	\$500.00
22	0189919	2900	\$1,000.00	0	\$0.00	\$0.00	\$1,000.00
22	0189920	2800	\$1,231.75	0	\$0.00	\$0.00	\$1,231.75
22	0189930	2200	\$0.00		\$0.00	\$0.00	\$0.00
22	0199000	2100	\$7,352.00	0	\$0.00	\$1,159.00	\$6,193.00
22	0199001	2200	\$0.00		\$0.00	\$0.00	\$0.00
22	0199009	2100	\$0.00		\$0.00	\$0.00	\$0.00
22	0199017	2100	\$0.00		\$0.00	\$0.00	\$0.00
22	0199023	1100	\$0.00		\$0.00	\$0.00	\$0.00
22	0199121	2100	\$40,888.00	0	\$0.00	\$0.00	\$40,888.00
22	0199180	4100	\$0.00		\$0.00	\$0.00	\$0.00
22	0199181	1100	\$0.00		\$0.00	\$0.00	\$0.00
22	0199213	4100	\$0.00		\$0.00	\$0.00	\$0.00
22	0199301	4300	\$0.00		\$0.00	\$0.00	\$0.00
22	0199513	1100	\$0.00		\$0.00	\$0.00	\$0.00
22	0199715	1100	\$0.00		\$0.00	\$0.00	\$0.00
22	0199920	2200	\$1,000.00	0	\$0.00	\$0.00	\$1,000.00
22	0209001	2800	\$20,820.57	0.0033049	\$68.81	\$3,957.65	\$16,794.11
22	0209001	7200	\$10,000.00	0	\$0.00	\$0.00	\$10,000.00
22	0229000	7900	\$10,000.00	0.1484	\$1,484.00	\$3,516.00	\$5,000.00
22	0229300	4500	\$9,233.72	0.08119155	\$749.70	\$0.00	\$8,484.02
22	0249001	2900	\$9,024,226.00	0.30071166	\$2,713,689.97	\$2,953,888.45	\$3,356,647.58
22	0249002	2900	\$735,700.00	0.23521396	\$173,046.91	\$0.00	\$562,653.09
22	0249094	2900	\$244,098.00	0.12958533	\$31,631.52	\$2,192.00	\$210,274.48
22	0270000	2900	\$247,533.00	0.08123745	\$20,108.95	\$117,424.05	\$110,000.00
22	0719013	2700	\$3,065,842.81	0.45923093	\$1,407,929.85	\$481,466.70	\$1,176,446.26
22	0719013	2800	\$142,000.00	0.20372155	\$28,928.46	\$35,500.00	\$77,571.54
22	0719013	5100	\$0.00		\$0.00	\$0.00	\$0.00
22	0719013	7200	\$1,731,512.50	0	\$0.00	\$0.00	\$1,731,512.50
22	2009110	4600	\$700.00	0	\$0.00	\$230.00	\$470.00
22	2009111	4600	\$200.00	0	\$0.00	\$0.00	\$200.00
22	2009121	4600	\$234.00	0	\$0.00	\$200.00	\$34.00
22	2009134	7200	\$0.00		\$0.00	\$0.00	\$0.00
22	2009184	7200	\$0.00		\$0.00	\$0.00	\$0.00
22	2009185	4600	\$1,500.00	0	\$0.00	\$0.00	\$1,500.00
22	2009202	4600	\$5,102.65	0.02645684	\$135.00	\$0.00	\$4,967.65
22	2009205	4600	\$250.00	0	\$0.00	\$0.00	\$250.00
22	2009209	4100	\$6,000.00	0	\$0.00	\$0.00	\$6,000.00
22	2009253	4300	\$2,000.00	0	\$0.00	\$2,000.00	\$0.00
22	2009254	4100	\$2,904.97	0.11876887	\$345.02	\$2,000.00	\$559.95
22	2009256	4100	\$4,500.00	0	\$0.00	\$2,000.00	\$2,500.00
22	2009257	4100	\$0.00		\$0.00	\$0.00	\$0.00
22	2009257	7200	\$0.00		\$0.00	\$0.00	\$0.00
22	2009258	4600	\$2,050.00	0	\$0.00	\$1,353.00	\$697.00
22	2009301	4600	\$0.00		\$0.00	\$0.00	\$0.00
22	2009302	4100	\$0.00		\$0.00	\$0.00	\$0.00
22	2009303	4100	\$120.00	0	\$0.00	\$0.00	\$120.00
22	2009304	7200	\$0.00		\$0.00	\$0.00	\$0.00
22	2009305	4100	\$0.00		\$0.00	\$0.00	\$0.00
22	2009306	4600	\$0.00		\$0.00	\$0.00	\$0.00
22	2009307	4100	\$38,000.00	0	\$0.00	\$38,000.00	\$0.00
22	2009309	4600	\$600.00	0	\$0.00	\$600.00	\$0.00
22	2009312	4100	\$23,109.07	0	\$0.00	\$23,000.00	\$109.07
22	2009314	4600	\$450.00	0	\$0.00	\$450.00	\$0.00
22	2009315	4600	\$0.00		\$0.00	\$0.00	\$0.00
22	2009316	7200	\$0.00		\$0.00	\$0.00	\$0.00
22	2009318	4100	\$6,200.00	0	\$0.00	\$3,100.00	\$3,100.00
22	2009321	4600	\$16,016.67	0	\$0.00	\$10,000.00	\$6,016.67
22	2009323	4600	\$2,000.00	0	\$0.00	\$2,000.00	\$0.00
22	2009324	4600	\$21,444.56	0	\$0.00	\$11,000.00	\$10,444.56
22	2009325	4100	\$27,000.00	0	\$0.00	\$23,000.00	\$4,000.00
22	2009326	4100	\$6,495.00	0	\$0.00	\$3,500.00	\$2,995.00
22	2009327	4100	\$5,705.00	0	\$0.00	\$3,000.00	\$2,705.00
22	2009330	4100	\$3,478.06	0.02875166	\$100.00	\$2,020.00	\$1,358.06
22	2009330	7200	\$0.00		\$0.00	\$0.00	\$0.00
22	2009331	4600	\$0.00		\$0.00	\$0.00	\$0.00

Fiscal Year	Fund - Expledger	Function First Two Digits	Fiscal Year Budgeted Amount	% Expensed	Fiscal Year Expense Amount	Fiscal Year Encumbrance Amount	Balance
22	2009332	4100	\$11,030.00	0.0270417	\$298.27	\$5,451.73	\$5,280.00
22	2009333	4600	\$59,500.00	0.10086571	\$6,001.51	\$26,118.49	\$27,380.00
22	2009335	4100	\$10,832.00	0	\$0.00	\$5,500.00	\$5,332.00
22	2009336	4100	\$500.00	0	\$0.00	\$0.00	\$1,250.00
22	2009337	4100	\$150.00	0	\$0.00	\$0.00	\$150.00
22	2009339	4100	\$28,500.00	0.02173649	\$619.49	\$27,880.51	\$0.00
22	2009340	4100	\$1,000.00	0.13017	\$130.17	\$853.71	\$16.12
22	2009345	7200	\$0.00		\$0.00	\$0.00	\$0.00
22	2009346	4100	\$500.00	0	\$0.00	\$500.00	\$0.00
22	2009350	4300	\$1,800.00	0	\$0.00	\$1,800.00	\$0.00
22	2009352	4100	\$10,158.51	0	\$0.00	\$6,000.00	\$4,158.51
22	2009353	4600	\$1,000.00	0	\$0.00	\$500.00	\$500.00
22	2009355	4600	\$1,515.57	0	\$0.00	\$800.00	\$715.57
22	2009380	4600	\$20,000.00	0	\$0.00	\$10,000.00	\$10,000.00
22	2009418	4600	\$0.00		\$0.00	\$0.00	\$0.00
22	2009419	4600	\$0.00		\$0.00	\$0.00	\$0.00
22	2009420	4600	\$7,497.69	0.97123247	\$7,282.00	\$215.69	\$0.00
22	2009421	4600	\$1,762.28	0	\$0.00	\$896.05	\$866.23
22	2009422	4600	\$2,439.32	-0.07447157	(\$181.66)	\$2,400.67	\$220.31
22	2009423	4600	\$48,000.00	0.00011083	\$5.32	\$47,994.68	\$0.00
22	2009424	4600	\$4,800.00	0	\$0.00	\$4,800.00	\$0.00
22	2009425	4600	\$3,500.00	0	\$0.00	\$3,500.00	\$0.00
22	3003000	4500	\$45,500.00	0.43956044	\$20,000.00	\$0.00	\$25,500.00
22	3003000	4500	\$10,000.00	0	\$0.00	\$0.00	\$10,000.00
22	3003000	4500	\$282,814.43	0.26260962	\$74,269.79	\$107,834.99	\$100,709.65
22	3009110	4100	\$10,000.00	0	\$0.00	\$0.00	\$10,000.00
22	3009120	4100	\$6,966.00	0	\$0.00	\$0.00	\$6,966.00
22	3009130	4100	\$10,000.00	0	\$0.00	\$0.00	\$10,000.00
22	3009140	4100	\$8,000.00	0	\$0.00	\$0.00	\$8,000.00
22	3009160	4100	\$9,000.00	0	\$0.00	\$0.00	\$9,000.00
22	3009170	4100	\$20,000.00	0	\$0.00	\$1,000.00	\$19,000.00
22	3009180	4100	\$10,000.00	0	\$0.00	\$0.00	\$10,000.00
22	3009201	4100	\$25,075.00	0	\$0.00	\$21,075.00	\$4,000.00
22	3009202	4100	\$0.00		\$0.00	\$0.00	\$0.00
22	3009204	4100	\$0.00		\$0.00	\$0.00	\$0.00
22	3009208	4100	\$111,500.00	0	\$0.00	\$0.00	\$111,500.00
22	3009250	4100	\$12,084.00	0	\$0.00	\$8,040.00	\$4,044.00
22	3009251	4100	\$0.00		\$0.00	\$0.00	\$0.00
22	3009253	4300	\$0.00		\$0.00	\$0.00	\$0.00
22	3009253	7200	\$0.00		\$0.00	\$0.00	\$0.00
22	3009258	4100	\$145,006.00	0	\$0.00	\$0.00	\$145,006.00
22	3009301	4500	\$4,500.00	0	\$0.00	\$4,500.00	\$0.00
22	3009302	4500	\$10,114.31	0.24419758	\$2,469.89	\$7,600.00	\$44.42
22	3009303	4600	\$4,017.09	0.25273519	\$1,015.26	\$2,500.00	\$501.83
22	3009304	4600	\$8,878.13	0.18918511	\$1,679.61	\$3,639.34	\$3,559.18
22	3009313	4100	\$29,150.00	0.1457976	\$4,250.00	\$12,000.00	\$12,900.00
22	3009325	4100	\$0.00		\$0.00	\$0.00	\$0.00
22	3009334	4300	\$29,223.18	0	\$0.00	\$26,500.00	\$2,723.18
22	3009390	4600	\$7,500.00	0	\$0.00	\$7,500.00	\$0.00
22	3009410	4500	\$2,013.29	0	\$0.00	\$1,841.16	\$172.13
22	4019010	7200	\$0.00		\$0.00	\$0.00	\$0.00
22	4019011	3200	\$34,667.24	1.32584105	\$45,963.25	\$0.00	(\$11,296.01)
22	4019012	3200	\$323,547.04	0.02886483	\$9,339.13	\$59,893.66	\$254,314.25
22	4019018	3200	\$0.00		\$0.00	\$0.00	\$0.00
22	4019018	7200	\$0.00		\$0.00	\$0.00	\$0.00
22	4019019	3200	\$0.00		\$0.00	\$0.00	\$0.00
22	4019019	7500	\$0.00		\$0.00	\$0.00	\$0.00
22	4019020	7200	\$0.00		\$0.00	\$0.00	\$0.00
22	4019021	3200	\$1,032.89	0.646458	\$667.72	\$365.17	\$0.00
22	4019022	3200	\$8,625.60	0	\$0.00	\$0.00	\$8,625.60
22	4019030	7200	\$0.00		\$0.00	\$0.00	\$0.00
22	4019031	3200	\$55,469.06	0.99902432	\$55,414.94	\$69.12	(\$15.00)
22	4019032	3200	\$385,000.00	0.22202003	\$85,477.71	\$87,925.17	\$211,597.12
22	4019032	7200	\$0.00		\$0.00	\$0.00	\$0.00
22	4019038	3200	\$0.00		\$0.00	\$0.00	\$0.00
22	4019038	7200	\$0.00		\$0.00	\$0.00	\$0.00
22	4019039	3200	\$0.00		\$0.00	\$0.00	\$0.00
22	4019039	7500	\$0.00		\$0.00	\$0.00	\$0.00
22	4019041	3200	\$4,632.84	1.0053423	\$4,657.59	\$0.00	(\$24.75)
22	4019048	3200	\$0.00		\$0.00	\$0.00	\$0.00
22	4019048	7200	\$0.00		\$0.00	\$0.00	\$0.00
22	4019049	3200	\$0.00		\$0.00	\$0.00	\$0.00
22	4019049	7500	\$0.00		\$0.00	\$0.00	\$0.00
22	4519010	2900	\$0.00		\$0.00	\$0.00	\$0.00
22	4519011	2900	\$0.00		\$0.00	\$0.00	\$0.00
22	4519019	2900	\$0.00		\$0.00	\$0.00	\$0.00
22	4639017	7500	\$0.00		\$0.00	\$0.00	\$0.00
22	4679020	2100	\$0.00		\$26,151.81	\$0.00	(\$26,151.81)
22	4679020	2200	\$0.00		\$0.00	\$0.00	\$0.00
22	4679021	2100	\$441,636.84	0.13637345	\$60,227.54	\$12,525.11	\$368,884.19
22	4679021	2100	\$0.00		\$0.00	\$0.00	\$0.00
22	4679021	2200	\$4,300.00	0.40055581	\$1,722.39	\$0.00	\$2,577.61
22	4999018	1200	\$0.00		\$0.00	\$0.00	\$0.00
22	4999018	7400	\$0.00		\$0.00	\$0.00	\$0.00
22	4999019	1200	\$0.00		\$0.00	\$0.00	\$0.00
22	4999019	2200	\$0.00		\$0.00	\$0.00	\$0.00

Fiscal Year	Fund - Expledger	Function First Two Digits	Fiscal Year Budgeted Amount	% Expensed	Fiscal Year Expense Amount	Fiscal Year Encumbrance Amount	Balance
22	4999019	2400	\$0.00		\$0.00	\$0.00	\$0.00
22	4999019	2600	\$0.00		\$0.00	\$0.00	\$0.00
22	4999019	2700	\$0.00		\$0.00	\$0.00	\$0.00
22	5079021	1100	\$0.00		\$0.00	\$0.00	\$0.00
22	5079021	2200	\$9,892.47	0.96892182	\$9,585.03	\$0.00	\$307.44
22	5079021	2200	\$0.00		\$0.00	\$0.00	\$0.00
22	5079021	3200	\$4.73	0	\$0.00	\$0.00	\$4.73
22	5079022	1100	\$3,592,651.92	0	\$0.00	\$0.00	\$3,592,651.92
22	5079121	1100	\$463,920.35	0.01401103	\$6,500.00	\$5,000.00	\$452,420.35
22	5079121	2200	\$134,623.30	0	\$0.00	\$0.00	\$134,623.30
22	5079121	2700	\$970,975.55	0.54250326	\$526,757.40	\$236,504.80	\$207,713.35
22	5109021	1100	\$0.00		\$0.00	\$0.00	\$0.00
22	5109021	1100	\$0.00		\$0.00	\$0.00	\$0.00
22	5109021	2800	\$0.00		\$0.00	\$0.00	\$0.00
22	5109021	3200	\$0.00		\$0.00	\$0.00	\$0.00
22	5109121	2600	\$0.00		\$0.00	\$0.00	\$0.00
22	5169021	1200	\$98,008.95	1.050265	\$102,935.37	\$0.00	(\$4,926.42)
22	5169021	1200	\$41,340.33	0.92508236	\$38,243.21	\$0.00	\$3,097.12
22	5169021	1200	\$19,642.30	1.00846999	\$19,808.67	\$0.00	(\$166.37)
22	5169021	1200	\$34.61	0	\$0.00	\$0.00	\$34.61
22	5169021	2100	\$12,703.10	0	\$0.00	\$0.00	\$12,703.10
22	5169021	2100	\$17,701.35	1.48143955	\$26,223.48	\$0.00	(\$8,522.13)
22	5169021	2100	\$0.00		\$0.00	\$0.00	\$0.00
22	5169021	2100	\$2,322.43	0	\$0.00	\$0.00	\$2,322.43
22	5169021	2100	\$552.19	0	\$0.00	\$0.00	\$552.19
22	5169021	2400	\$25,840.93	0.25157454	\$6,500.92	\$0.00	\$19,340.01
22	5169021	2400	\$7,342.62	1.20552065	\$8,851.68	\$0.00	(\$1,509.06)
22	5169021	3200	\$17.52	0	\$0.00	\$0.00	\$17.52
22	5169022	1200	\$607,522.44	0.11678053	\$70,946.79	\$0.00	\$536,575.65
22	5169022	1200	\$224,432.73	0.11820682	\$26,529.48	\$0.00	\$197,903.25
22	5169022	1200	\$116,575.16	0.11682532	\$13,618.93	\$0.00	\$102,956.23
22	5169022	1200	\$2,708.52	0	\$0.00	\$2,000.00	\$708.52
22	5169022	2100	\$99,621.66	0	\$0.00	\$0.00	\$99,621.66
22	5169022	2100	\$240,836.40	0.07134245	\$17,181.86	\$1,434.04	\$222,220.50
22	5169022	2200	\$34,707.06	0.64254189	\$22,300.74	\$0.00	\$12,406.32
22	5169022	2400	\$42,965.18	0	\$0.00	\$0.00	\$42,965.18
22	5169022	2400	\$56,195.05	0.11892224	\$6,682.85	\$0.00	\$49,512.20
22	5169022	3200	\$31,469.41	0.36385843	\$11,450.41	\$20,019.00	\$0.00
22	5169122	1200	\$320,220.75	0	\$0.00	\$0.00	\$320,220.75
22	5519121	1200	\$0.00		\$0.00	\$0.00	\$0.00
22	5519121	1200	\$8,638.42	0.96295387	\$8,318.40	\$0.00	\$320.02
22	5519121	2200	\$750.00	1	\$750.00	\$0.00	\$0.00
22	5519122	1200	\$6,960.14	0.04762404	\$331.47	\$4,668.53	\$1,960.14
22	5729021	1200	\$45,015.46	1.23355665	\$55,529.12	\$0.00	(\$10,513.66)
22	5729021	2200	\$27,734.10	0.00919518	\$255.02	\$0.00	\$27,479.08
22	5729021	3200	\$999.78	0	\$0.00	\$0.00	\$999.78
22	5729021	3200	\$583.57	0	\$0.00	\$0.00	\$583.57
22	5729022	1200	\$456,495.69	0.12866693	\$58,735.90	\$0.00	\$397,759.79
22	5729022	2200	\$0.00		\$0.00	\$0.00	\$0.00
22	5729022	3200	\$1,850.00	0	\$0.00	\$0.00	\$1,850.00
22	5729022	3200	\$4,000.00	0.0243275	\$97.31	\$2,676.69	\$1,226.00
22	5729121	1100	\$166,284.55	0.17614914	\$29,290.88	\$0.00	\$136,993.67
22	5729122	1100	\$73,590.14	0.0742696	\$5,465.51	\$2,929.90	\$65,194.73
22	5729221	1100	\$10,107.88	1	\$10,107.88	\$0.00	\$0.00
22	5729221	2200	\$0.00		\$0.00	\$0.00	\$0.00
22	5729222	1100	\$15,650.27	0	\$0.00	\$0.00	\$15,650.27
22	5849022	1100	\$8,000.00	0	\$0.00	\$7,100.00	\$900.00
22	5849022	2200	\$24,434.04	0	\$0.00	\$0.00	\$24,434.04
22	5849022	3200	\$3,224.05	0.13144957	\$423.80	\$2,800.25	\$0.00
22	5879021	1200	\$1,678.80	0.99912437	\$1,677.33	\$0.00	\$1.47
22	5879022	1200	\$41,013.45	0.12490805	\$5,122.91	\$0.00	\$35,890.54
22	5879121	1200	\$4,629.13	0.97188889	\$4,499.00	\$0.00	\$130.13
22	5879121	2200	\$546.62	0	\$0.00	\$0.00	\$546.62
22	5909021	1100	\$0.00		\$0.00	\$0.00	\$0.00
22	5909021	2200	\$102,138.29	0.16145698	\$16,490.94	\$0.00	\$85,647.35
22	5909021	3200	\$1,166.63	0.68487867	\$799.00	\$0.00	\$367.63
22	5909021	7400	\$0.00		\$0.00	\$0.00	\$0.00
22	5909022	2200	\$111,638.69	0.14633735	\$16,336.91	\$37,000.00	\$58,301.78
22	5909022	3200	\$11,097.25	0.03505373	\$389.00	\$5,708.25	\$5,000.00
22	5999021	1100	\$20,000.00	0.2677005	\$5,354.01	\$0.00	\$14,645.99
22	5999021	2200	\$26,155.21	0.03814766	\$997.76	\$0.00	\$25,157.45
22	5999021	3200	\$718.81	0.83332174	\$599.00	\$0.00	\$119.81

Totals \$128,392,377.24

GENERAL FUND-TRUE DAYS CASH

Includes Emergency Levy

