

Medina City Schools

General Fund Analysis

May 31, 2018

	2017-2018 Original Estimate (1)	Y-T-D Actual July 2017 - June 2018 (2)	Percent	Variance (3)
Beginning Balance - July 1, 2017		53,851,830.20		0.00
General Fund	39,370,833.97			
Other Funds - Emergency Levy	14,480,996.23			
Revenue	<u>76,914,005.58</u>	<u>78,543,146.27</u>	<u>102.1%</u>	<u>-1,629,140.69</u>
	76,914,005.58	78,543,146.27		-1,629,140.69
Expenditures	76,147,614.00	69,116,382.83	90.8%	7,031,231.17
Encumbrance	946,300.00	1,571,124.86		-624,824.86
	<u>77,093,914.00</u>	<u>70,687,507.69</u>		<u>6,406,406.31</u>
Ending Balance - June 30, 2018	53,671,921.78	61,707,468.78		-8,035,547.00

Original Estimate revenue, expenditure and encumbrance taken from May 2017 five-year forecast
plus Return of Advances issued June 2017.

Includes November 2013 Emergency Levy

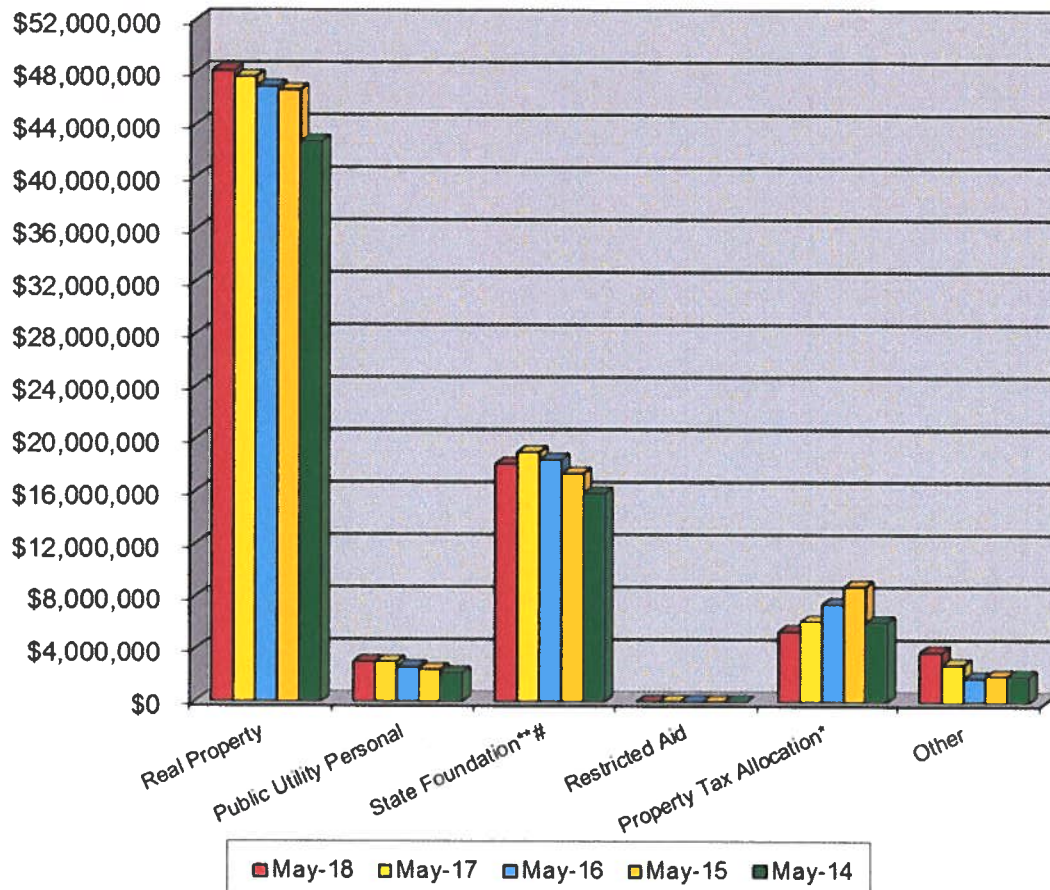
General Fund Summary

May 2018

Revenues

1. Real Property Taxes – Total Real Property Taxes received from the beginning of the fiscal year until May 31, 2018 is \$48,117,914.49. This is an increase of 1.0% above last year's taxes received at this time. The Final Settlement was received sending funds to Public Utility Personal Property. \$-0- was collected in May.
2. Public Utility Personal Property Taxes – Total Public Utility Personal Property Taxes received from the beginning of the fiscal year until May 31, 2018 is \$3,061,495.30. This is a 1.3% increase above last year. These monies are distributed upon settlement from the County Auditor. This amount is listed in a separate line for State and five-year forecasting purposes. \$1,427,653.59 had been transferred in April.
3. State Foundation – State Foundation monies received from the State of Ohio from the beginning of the fiscal year until May 31, 2018 total \$18,136,878.82. This is a decrease of 4.7% below last year's foundation money received at this time. Business Tax Reimbursement funds from the State is lower in the current year than last. This includes \$356,722.67 from Casino revenues for the year. \$1,574,396.67 was collected in May.
4. Restricted Aid – Restricted Aid monies are for Career Tech funding. Monies received from the beginning of the fiscal year until May 31, 2018 total \$31,365.72. \$2,851.43 was collected in May.
5. Homestead and Rollback – Monies received from the State of Ohio from the beginning of the fiscal year until May 31, 2018 total \$5,387,357.11. Receipts are based upon the real property taxes collected and Homestead filings with the County Auditor. These revenues will also include monies for personal property tax loss reimbursement from the State. The State reduced the distribution of personal property tax loss reimbursement for the schools and will distribute these monies in November and May. \$2,690,632.03 was collected in May.
6. Other – Other monies received from the beginning of the fiscal year until May 31, 2018 total \$3,808,134.83. This is an increase of 33.5% above last year at this time and is due to Tuition, Interest on Investments, Rent, Parking Fees, Miscellaneous Revenues, Field Trips, Medicare Funding, and Refund of Prior Years Expenditures. \$1,264,101.35 was collected in May.

General Fund Revenue



	May-18	May-17	May-16	May-15	May-14	Current Forecast
Real Property	\$48,117,914	\$47,651,143	\$46,911,362	\$46,638,611	\$42,721,214	\$48,117,914
Public Utility Personal	\$3,061,495	\$3,021,813	\$2,660,947	\$2,442,697	\$2,199,412	\$3,061,495
State Foundation**#	\$18,136,879	\$19,027,968	\$18,457,569	\$17,398,723	\$15,893,684	\$19,269,272
Restricted Aid	\$31,366	\$29,957	\$12,239	\$5,816	\$5,775	\$84,395
Property Tax Allocation*	\$5,387,357	\$6,129,771	\$7,466,057	\$8,792,431	\$6,083,896	\$5,393,365
Other	\$3,808,135	\$2,852,333	\$1,853,391	\$1,989,643	\$1,971,238	\$3,072,900
Total	\$78,543,146	\$78,712,986	\$77,361,564	\$77,267,922	\$68,875,219	\$78,999,341
State %	30.0%	32.0%	33.5%	33.9%	31.9%	

* Includes Homestead/Rollback, Tangible Personal Property Tax Fixed Rate Loss Reimbursement and Electric Deregulation.

* Includes Casino Revenue in State Foundation beginning January 2013 and Economic Disadvantaged Funding in November 2013.

Includes a one time Hold Harmless on TPP in May 2016

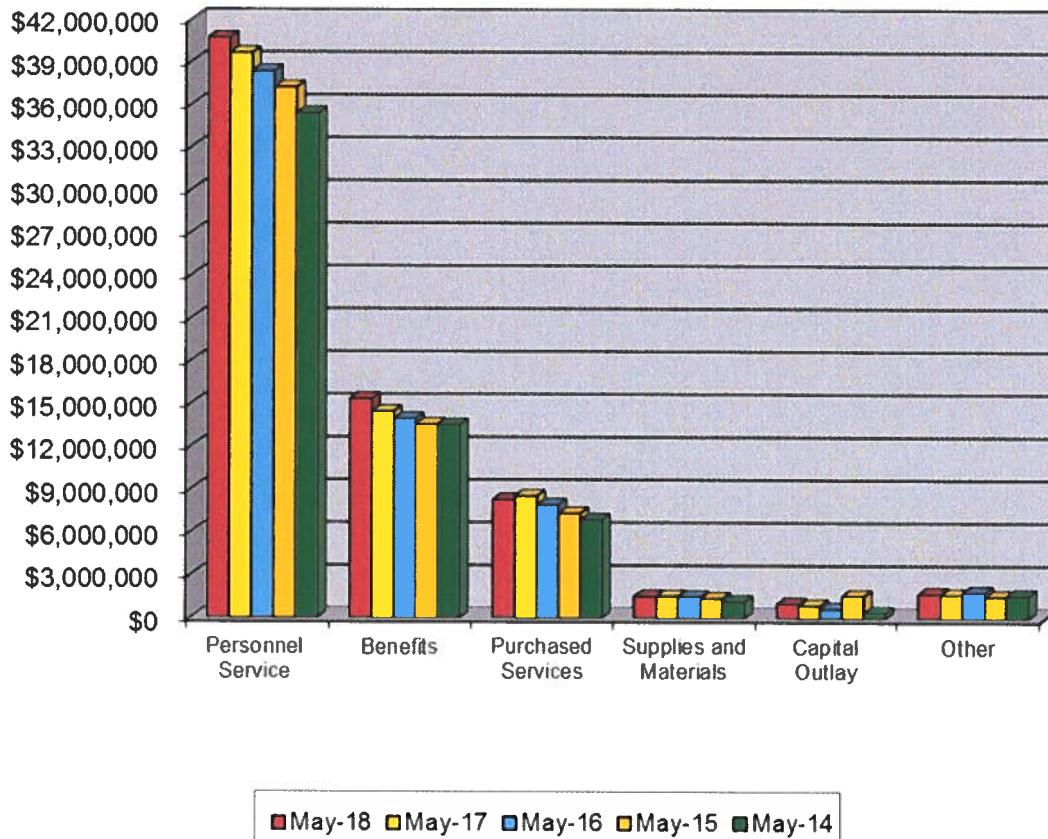
General Fund Summary

May 2018

Expenditures

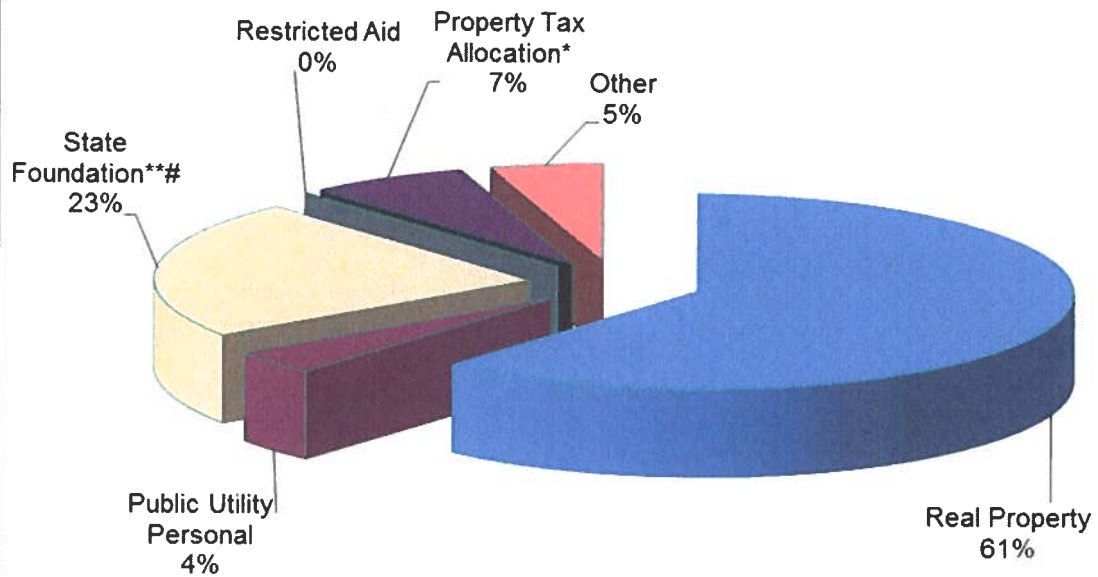
1. Personnel Services– The costs for personnel services for the School District from the beginning of the fiscal year until May 31, 2018 was \$40,696,560.68. This was an increase of 2.7% above last year at this time. \$3,514,649.06 was spent in May.
2. Benefits – The cost for benefits for the School District from the beginning of the fiscal year until May 31, 2018 was \$15,365,995.69. This was an increase of 6.2% above last year at this time. \$1,408,484.45 was spent in May.
3. Purchased Services – The cost for purchased services for the district from the beginning of the fiscal year until May 31, 2018 total \$8,297,850.89. This was a 3.0% decrease below last year at this time. \$878,497.51 was spent in May. Professional Services, Repairs and Services, Rentals, Security Services – PAC, Postage, Advertising, Electricity, Water/Sewer, and Community Schools account for the decrease.
4. Supplies and Materials – The cost for supplies and materials for the district from the beginning of the fiscal year until May 31, 2018 total \$1,531,844.96. This was a 0.6% decrease below last year at this time. Office Supplies, Nursing Supplies, Subscriptions, Electronic Subscriptions, Computer/Maintenance Supplies, and Transportation Supplies account for this decrease \$100,462.42 was spent in May.
5. Capital Outlay – The cost for capital outlay for the district from the beginning of the fiscal year until May 31, 2018 total \$1,013,837.87. This was a 14.5% increase above last year at this time and was mainly due to Classroom Technology, Middle School, District New Equipment, Maintenance, and Transportation Equipment. \$45,779.76 was spent in May.
6. Other – The cost of other expenditures excluding transfers for the district was \$1,734,305.20 for the fiscal year until May 31, 2018. This was a 5.1% increase above last year at this time. \$8,654.03 was spent in May. Dues/Fees, Fiscal Audit, Election Expense, and Awards/Prizes make up the majority of this increase.

General Fund Expenditures

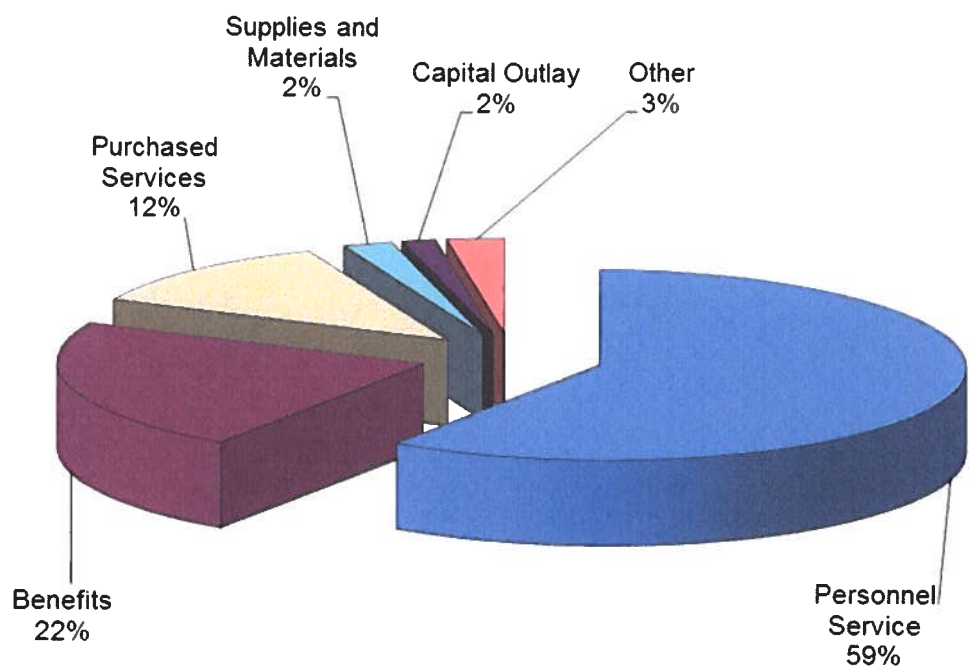


	May-18	May-17	May-16	May-15	May-14	Current Forecast
Personnel Service	\$40,696,561	\$39,634,401	\$38,359,921	\$37,219,947	\$35,410,544	\$44,887,765
Benefits	\$15,365,996	\$14,464,128	\$13,978,523	\$13,572,628	\$13,535,707	\$16,574,855
Purchased Services	\$8,297,851	\$8,553,912	\$7,948,453	\$7,341,023	\$6,896,365	\$9,631,419
Supplies and Materials	\$1,531,845	\$1,540,780	\$1,491,464	\$1,386,257	\$1,157,002	\$1,668,040
Capital Outlay	\$1,013,838	\$887,314	\$659,160	\$1,557,382	\$381,323	\$936,150
Other	\$1,734,305	\$1,650,140	\$1,835,273	\$1,525,507	\$1,596,712	\$1,803,149
Transfers and Adv., Etc.	\$475,988	\$478,944	\$486,731	\$456,820	\$481,728	\$663,988
Other than Debt						
Total	\$69,116,383	\$67,209,619	\$64,759,526	\$63,059,564	\$59,459,381	\$76,165,366

Current General Fund Revenue



Current General Fund Expenditures



May 2018

MEDINA CITY SCHOOLS BANK REC

				Balance
Bank Balance - Regular Account				2,479,110.07
Petty Cash				
Financial Checks Outstanding	455,696.68	225,413.75	230,282.93	
Worker Comp Outstanding	1,864.00			
Flex O/S Checks	76.36			
Payroll Checks Outstanding	36,999.62			
	<u>(494,636.66)</u>			1,984,473.41
Flex Spending Bank Acct	55,492.38			55,492.38
Investments:				
Sweep Account	0.00			
Redtree Investments	22,901,235.82			
T. Rowe - Collins	328,716.65		610,236.13	
T. Rowe - Bushman	0.00	328,716.65	<u>5,303.50</u>	
Scudder -Collins	281,519.48		615,539.63	
Scudder - Bushman	5,303.50	<u>286,822.98</u>		
Kanehl Stocks	5,803.02	615,539.63		
Star Ohio (22923)	35,556,143.64			
		35,556,143.64		
Star Plus 104791113939	0.00			
Multi-Bank Securities	13,110,000.00			
Multi-Bank Money Market	23.02			
Fifth Third Securities	9,673,463.30			
Fifth Third Money Market	37,854.89			
Fifth Third Treasuries Acct Int				
	<u>81,900,063.32</u>	81,900,063.32		83,940,029.11
Adjustments				
Deposits in Transit	2,932.15			
Expenses not posted	1,042.74			
Other adjustments (see below)	<u>0.00</u>			
Total	3,974.89			83,944,004.00
MCSD Balance				83,944,004.00
Difference Between Bank vs. Book				0.00

MEDINA CITY SCHOOLS
SALES TAX UPDATE

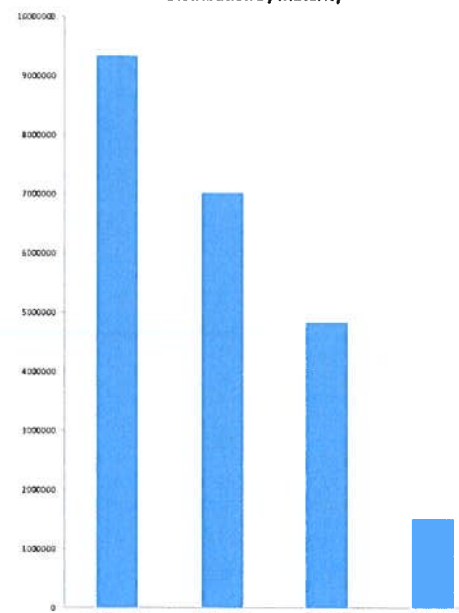
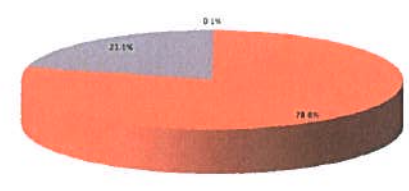
Date	Sales Tax Description	Receipts	Expenditures	Balance
July 1, 2017	Beginning Balance (071) Sales Tax and (002-9012) Bond			\$3,232,044.11
July	6 Month Asbestos Surveillance Inspection and Reports		\$525.00	\$3,231,519.11
	Dell, Inc. Poweredge R330		\$22,608.00	\$3,208,911.11
	Paving Program		\$5,555.46	\$3,203,355.65
	Tennis Court Improvements		\$3,555.46	\$3,199,800.19
	VP-16 16 Port Analog IP Video Encoders		\$8,995.00	\$3,190,805.19
	4th Quarter Fleet Master Lease Agreement		\$9,110.24	\$3,181,694.95
	Concept Develop and Schem Design/Design Phase and Const		\$4,417.00	\$3,177,277.95
	Sales Tax Distribution	\$718,991.15		\$3,896,269.10
August	Turf Replacement		\$449,510.00	\$3,446,759.10
	Flex Flip Tables		\$8,461.00	\$3,438,298.10
	Paving Program		\$500.00	\$3,437,798.10
	Mesh Black Chairs		\$2,524.76	\$3,435,273.34
	Remove and Replace Conrete Stoop/Step at Entrance to Locker Room		\$2,100.00	\$3,433,173.34
	1st Quarter Fleet Master Lease Agreement		\$9,110.24	\$3,424,063.10
	Lavor and Materials/Fixture Relamping		\$57,780.00	\$3,366,283.10
	Romove and Replace 525 Sq. Ft. of Concrete at Heritage		\$4,100.00	\$3,362,183.10
	Black Chairs		\$9,017.00	\$3,353,166.10
	Freight Charges/Anchor Bracket System		\$60.00	\$3,353,106.10
	Labor and Materials for Garfield Cupola Repair		\$61,880.39	\$3,291,225.71
	Claggett Door Replacement		\$1,675.00	\$3,289,550.71
	District Paving Program		\$57,952.04	\$3,231,598.67
September	Soccer Groundbar Anchor Bracket System		\$40.62	\$3,231,558.05
	Tetherballs/Post/Funball/Hoop/Backboards/Freight		\$3,825.00	\$3,227,733.05
	Stack Chairs, Poly Shell, Chrome Legs		\$1,882.00	\$3,225,851.05
	1st Quarter Fleet Master Lease Agreement		\$9,645.81	\$3,216,205.24
	Garfield Locker Replacement Project		\$23,900.00	\$3,192,305.24
	Paving Program		\$11,550.00	\$3,180,755.24
	Bank Chargers for New Radios		\$900.00	\$3,179,855.24
	Mini Dome Camera/Network Drops		\$768.00	\$3,179,087.24
	Labor and Materials for Garfield Cupola Repair		\$5,380.91	\$3,173,706.33
	Claggett Middle School Exterior Gym Door Replacement and Frame Upg		\$6,900.00	\$3,166,806.33
	Engineering Design and Observation for Sports Lighting at Ken Dukes St		\$2,900.00	\$3,163,906.33
	Labor and Supplies for Removal and Replacement of Carpet/Claggett 304		\$2,189.00	\$3,161,717.33
	Service Agreement - Generator		\$17,761.00	\$3,143,956.33
October	District Paving Program		\$140,947.81	\$3,003,008.52
	Flex Flip Tables in PDC		\$6,265.00	\$2,996,743.52
	2nd Quarter Fleet Master Lease Agreement		\$9,519.82	\$2,987,223.70
	Sales Tax Distribution	\$845,102.53		\$3,832,326.23
	6' Park Bench with Backrest at Northrop		\$333.00	\$3,831,993.23
	Door Replacement-Main Entrance and Bus Loop at Claggett		\$17,800.00	\$3,814,193.23
	Tennis Court Improvement		\$317.62	\$3,813,875.61
	Cupola Bidding and Award Phase, Construction and Closeout Phase		\$2,276.00	\$3,811,599.61
November	COPS Principal and Interest		\$1,261,668.75	\$2,549,930.86
	Claggett Middle School Door Replacement		\$6,580.00	\$2,543,350.86
	Conference Tables		\$2,411.82	\$2,540,939.04
	Roller Shades for Garfield and Claggett, Installation		\$6,420.00	\$2,534,519.04
	Teatherball Post, Balls, Funball, Hoop, Backboards		\$3,825.00	\$2,530,694.04
	Sealcoat Parking Lot Area at Garfield		\$3,457.00	\$2,527,237.04
	Sealcoat Blake Elementary Playground		\$5,537.00	\$2,521,700.04
	2nd Quarter Fleet Master Lease Agreement		\$9,519.82	\$2,512,180.22
	Paving Program		\$4,500.00	\$2,507,680.22
	Replacement Mats at Garfield		\$520.20	\$2,507,160.02
	Materials for Flooring Replacement of Stage Area at EVOLVE		\$979.00	\$2,506,181.02
December	Refrigerator/Chest Freezer Central Office		\$1,181.00	\$2,505,000.02
	Cupboard Storage Units/Marker Board/Work Surfaces at Fenn		\$12,951.81	\$2,492,048.21
	Staff Workroom Furniture - Heritage		\$5,779.36	\$2,486,268.85

MEDINA CITY SCHOOLS
SALES TAX UPDATE

Date	Sales Tax Description	Receipts	Expenditures	Balance
	NJPA Contract - Turf Replacement		\$39,390.00	\$2,446,878.85
	2nd Quarter Fleet Master Lease Agreement		\$9,519.82	\$2,437,359.03
	Provide/Install Security Cage at Claggett for Robotics Equipment		\$3,525.00	\$2,433,834.03
	Repairs/Improvements to Garfield Playground, Parking Lot Areas		\$8,574.53	\$2,425,259.50
	6-Month Asbestos Surveillance		\$525.00	\$2,424,734.50
	Worksurface Items for Communications Office		\$1,159.04	\$2,423,575.46
January 2018	Carpet Replacement at Bus Garage		\$2,749.00	\$2,420,826.46
	Fixture Relamping at MHS		\$11,245.00	\$2,409,581.46
	Sales Tax Distribution	\$786,197.16		\$3,195,778.62
	Balance Due on NJPA Contract - Turf Replacement		\$9,500.00	\$3,186,278.62
	3rd Quarter Fleet Master Lease Agreement		\$9,519.82	\$3,176,758.80
	Grace Drake Ceiling and Wall Plaster Repair and Paint		\$4,650.00	\$3,172,108.80
February	Art Tables/Educational Stools/Educational Fu		\$16,719.20	\$3,155,389.60
	3rd Quarter Fleet Master Lease Agreement		\$9,533.72	\$3,145,855.88
March	3rd Quarter Fleet Master Lease Agreement		\$9,519.82	\$3,136,336.06
	Turf Replacement		(\$3,000.00)	\$3,139,336.06
April	Turf Replacement		(\$5,000.00)	\$3,144,336.06
	Sales Tax Distribution	\$809,750.23		\$3,954,086.29
	4th Quarter Fleet Master Lease Agreement		\$9,523.72	\$3,944,562.57
	Labor and Material for Waite Boiler and Chiller Controllers Replacement		\$7,146.00	\$3,937,416.57
	Fabricate Portable Standards and Core Drill Curb at Dukes Stadium		\$3,561.83	\$3,933,854.74
	Project Bidding and Construction Tasks - Transportation		\$17,000.00	\$3,916,854.74
May	Fabricate Portable Standards and Core Drill Curb at Dukes Stadium		\$1,415.03	\$3,915,439.71
	Architect and Blueprint Fees for Claggett Improvement Project		\$7,659.30	\$3,907,780.41
	4th Quarter - Blueprints for Project Bidders		\$21.92	\$3,907,758.49
	4th Quarter Fleet Master Lease Agreement		\$9,519.82	\$3,898,238.67
	Project Bidding and Construction Tasks		\$4,832.82	\$3,893,405.85
	Engineering, Bidding and Construction Tasks		\$332.82	\$3,893,073.03
	Service Agreement - Generator		\$17,761.00	\$3,875,312.03
	Fiscal Year Totals	\$3,160,041.07	\$2,516,773.15	

Monthly Investment Summary
Medina City School District
US Bank Custodian Acct Ending x70982
 May 31, 2018

Monthly Cash Flow Activity		Market Value Summary				
From 04-30-18 through 05-31-18		Security Type	Market Value	Pct. Assets	Avg Yield at Cost	Wght Avg Mat
Beginning Book Value	22,894,453.23	Money Market Fund				
Contributions	0.00	MONEY MARKET FUND	11,961.09	0.1	1.60	0.00
Withdrawals	0.00	Fixed Income				
Realized Gains/Losses	0.00	U.S. GOVERNMENT AGENCY NOTES	17,837,601.15	78.6	1.29	1.49
Gross Interest Earnings	6,782.59	U.S. TREASURY BILLS	4,775,084.37	21.1	1.63	0.42
Ending Book Value	22,901,235.82	Accrued Interest	57,240.42	0.3		
		TOTAL PORTFOLIO	22,681,887.03	100.0	1.36	1.26

Maturity Distribution		Security Type Allocation	
Distribution by Maturity 			

Disclosures:

RedTree's internal accounting system is used as the source of the market value of this account. Although obtained from a source believed to be reliable, we cannot guarantee its accuracy. You should review all account statements provided by the custodian and compare with the statements provided by RedTree.

Questions? Call 888.596.2293 or email info@redtreeinv.com

Portfolio Holdings Report
Medina City School District
US Bank Custodian Acct Ending x70982
 May 31, 2018

Quantity	Cusip	Security Description	Moody's	S&P	Cost Basis	Market Value	Yield at Cost	Wtd Maturity	Purchase Date
U.S. GOVERNMENT AGENCY NOTES									
1,270,000	3134G9N60	Federal Home Ln Mtg 1.000% Due 07-27-18	Aaa	AA+	1,270,000.00	1,268,163.58	1.00	0.16	07-27-16
1,085,000	3135G0G72	Federal Natl Mtg Assoc 1.125% Due 12-14-18	Aaa	AA+	1,083,730.55	1,079,068.30	1.19	0.53	02-28-17
2,220,000	3137EADZ9	Federal Home Ln Mtg 1.125% Due 04-15-19	Aaa	AA+	2,219,267.40	2,198,468.22	1.14	0.86	03-21-16
2,500,000	3135G0K93	Federal Natl Mtg Assoc 1.250% Due 06-28-19	Aaa	AA+	2,500,000.00	2,470,587.50	1.25	1.06	06-28-16
2,180,000	3130A9EP2	Federal Home Ln Bank 1.000% Due 09-26-19	Aaa	AA+	2,179,753.60	2,141,930.66	1.00	1.30	09-30-16
2,420,000	3136G2RQ2	Federal Natl Mtg Assoc 1.400% Due 10-29-19	Aaa	AA+	2,420,000.00	2,388,593.24	1.40	1.39	10-29-15
1,270,000	3136G3J71	Federal Natl Mtg Assoc 1.420% Due 07-27-20	Aaa	AA+	1,270,000.00	1,237,708.98	1.42	2.10	07-27-16
1,520,000	3136G35C5	Federal Natl Mtg Assoc 1.400% Due 08-28-20	Aaa	AA+	1,520,000.00	1,481,246.08	1.40	2.18	08-30-16
2,130,000	3136G4AL7	Federal Natl Mtg Assoc 1.500% Due 09-30-20	Aaa	AA+	2,130,000.00	2,082,624.54	1.50	2.27	09-30-16
1,545,000	3136G34Y8	Federal Natl Mtg Assoc 1.600% Due 08-24-21	Aaa	AA+	1,545,000.00	1,489,210.05	1.60	3.11	08-30-16
Accrued Interest						57,240.42			
					18,137,751.55	17,894,841.57	1.29	1.49	
U.S. TREASURY BILLS									
1,770,000	912796NZ8	US Treasury Bill 0.000% Due 10-11-18	P-1	A-1+	1,746,167.39	1,757,425.92	1.40	0.37	10-25-17
100,000	912796QE2	US Treasury Bill 0.000% Due 10-25-18	P-1	A-1+	99,030.25	99,202.10	1.98	0.41	04-30-18
1,850,000	912796PD5	US Treasury Bill 0.000% Due 11-08-18	P-1	A-1+	1,822,590.97	1,833,596.05	1.58	0.44	11-30-17
1,095,000	912796QJ1	US Treasury Bill 0.000% Due 11-15-18	P-1	A-1+	1,083,734.57	1,084,860.30	2.06	0.46	05-17-18
					4,751,523.18	4,775,084.37	1.63	0.42	
MONEY MARKET FUND									
	USBMMF	First American Treasury Obligations Fund			11,961.09	11,961.09	1.60		
TOTAL PORTFOLIO					22,901,235.82	22,681,887.03	1.36	1.26	

Disclosures:

RedTree's internal accounting system is used as the source of the market value of this account. Although obtained from a source believed to be reliable, we cannot guarantee its accuracy. You should review all account statements provided by the custodian and compare with the statements provided by RedTree.

Questions? Call 888.596.2293 or email info@redtreeinv.com

Monthly Activity Reports
Medina City School District
US Bank Custodian Acct Ending x70982
From 05-01-18 Through 05-31-18

GROSS INTEREST INCOME

<u>Ex-Date</u>	<u>Pay-Date</u>	<u>Security</u>	<u>Amount</u>
U.S. TREASURY BILLS			
05-15-18	05-17-18	US Treasury Bill 0.000% Due 09-13-18	6,663.66
MONEY MARKET FUND			
05-01-18	05-01-18	First American Treasury Obligations Fund	118.93
GROSS INCOME			6,782.59

Disclosures:

RedTree's internal accounting system is used as the source of the market value of this account. Although obtained from a source believed to be reliable, we cannot guarantee its accuracy. You should review all account statements provided by the custodian and compare with the statements provided by RedTree.

Questions? Call 888.596.2293 or email info@redtreeinv.com

Purchase and Sale
Medina City School District
US Bank Custodian Acct Ending x70982
 From 05-01-18 Through 05-31-18

Trade Date	Settle Date	Quantity	Security	Unit Price	Amount
PURCHASES					
05-15-2018	05-17-2018	1,095,000	US Treasury Bill 0.000% Due 11-15-18	98.97	1,083,734.57
					<u>1,083,734.57</u>
SALES					
05-15-2018	05-17-2018	1,080,000	US Treasury Bill 0.000% Due 09-13-18	99.37	1,073,149.17
					<u>1,073,149.17</u>

Disclosures:

RedTree's internal accounting system is used as the source of the market value of this account. Although obtained from a source believed to be reliable, we cannot guarantee its accuracy. You should review all account statements provided by the custodian and compare with the statements provided by RedTree.

Questions? Call 888.596.2293 or email info@redtreeinv.com

Realized Gains/Losses
Medina City School District
US Bank Custodian Acct Ending x70982
 From 05-01-18 Through 05-31-18

Open Date	Close Date	Quantity	Security	Cost Basis	Proceeds	Gain Or Loss	
						Short Term	Long Term
TOTAL GAINS						0.00	0.00
TOTAL LOSSES						0.00	0.00
TOTAL REALIZED GAIN/LOSS		0.00		0.00	0.00	0.00	0.00

Disclosures:

RedTree's internal accounting system is used as the source of the market value of this account. Although obtained from a source believed to be reliable, we cannot guarantee its accuracy. You should review all account statements provided by the custodian and compare with the statements provided by RedTree.

Questions? Call 888.596.2293 or email info@redtreeinv.com

ENV# CEBFQMWMBBJGSHB_BBBBB
FIFTH THIRD SECURITIES, INC.
MD 1MOB2A
5050 KINGSLEY DRIVE
CINCINNATI, OH 45263

MEDINA CITY SCHOOLS
DAVID CHAMBERS
739 WEYMOUTH RD
MEDINA OH 44256



STATEMENT FOR THE PERIOD MAY 1, 2018 TO MAY 31, 2018

MEDINA CITY SCHOOLS - Corporation
Account Number: [REDACTED]

By the courtesy of:
LEE/CARTER/SAVAGE

For questions about your accounts:
Local: 614 744 5496
National: 800 228 8852

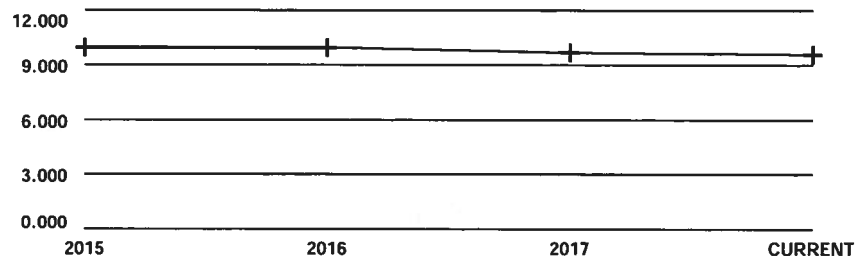
TOTAL VALUE OF YOUR PORTFOLIO **\$9,602,207.63**

FOR YOUR INFORMATION

Fifth Third Securities, Inc. Investments offered through Fifth Third Securities, Inc., member FINRA/SIPC

CHANGE IN VALUE OF YOUR PORTFOLIO

\$ millions



Change In Value Of Your Portfolio information can be found in Miscellaneous Footnotes at the end of this statement.

Account carried with National Financial Services LLC, Member
NYSE, SIPC

Fifth Third Securities, Inc.

MN_CEBFQMWMBBJGSHB_BBBBB 20180531

Statement for the Period May 1, 2018 to May 31, 2018

MEDINA CITY SCHOOLS - Corporation

Account Number: [REDACTED]



Account Overview

CHANGE IN ACCOUNT VALUE	Current Period	Year-to-Date
BEGINNING VALUE	\$9,609,290.48	\$9,690,786.57
Additions and Withdrawals	(\$14,999.34)	(\$78,958.90)
Income	\$14,999.34	\$78,968.07
Taxes, Fees and Expenses	\$0.00	\$0.00
Change in Value	(\$7,082.85)	(\$88,588.11)
ENDING VALUE (AS OF 05/31/18)	\$9,602,207.63	\$9,602,207.63

Refer to Miscellaneous Footnotes for more information on Change in Value.

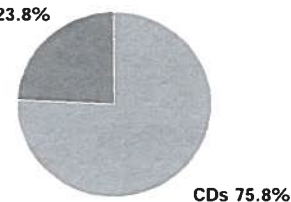
INCOME

TAXABLE	Current Period	Year-to-Date
Taxable Dividends	\$51.32	\$2,945.12
Taxable Interest	\$14,948.02	\$76,022.95
TOTAL TAXABLE	\$14,999.34	\$78,968.07
TOTAL INCOME	\$14,999.34	\$78,968.07

Taxable income is determined based on information available to NFS at the time the statement was prepared, and is subject to change. Final information on taxation of interest and dividends is available on Form 1099-Div, which is mailed in February of the subsequent year.

ACCOUNT ALLOCATION

Money Markets 0.4%
U.S. Treasury / Agency Sec. 23.8%



	Percent	Prior Period	Current Period
Money Markets	0.4 %	\$34,854.89	\$37,854.89
CDs	75.8	\$7,299,319.59	\$7,280,846.74
U.S. Treasury / Agency Sec.	23.8	\$2,275,116.00	\$2,283,506.00
TOTAL	100.0 %	\$9,609,290.48	\$9,602,207.63

Account Allocation shows the percentage that each asset class represents of your total account value. Account Allocation for equities, fixed income, and other categories may include mutual funds and may be net of short positions. NFS has made assumptions concerning how certain mutual funds are allocated. Closed-end mutual funds and Exchange Traded Products (ETPs) listed on an exchange may be included in the equity allocation. The chart may not reflect your actual portfolio allocation. Consult your broker/dealer prior to making investment decisions.

Statement for the Period May 1, 2018 to May 31, 2018

MEDINA CITY SCHOOLS - Corporation
Account Number: [REDACTED]



Account Overview *continued*

MESSAGES AND ALERTS

Customers wishing to learn more about their investment professional can contact the FINRA BrokerCheck Hotline Number at 1-800-289-9999 or visit the FINRA Regulation website www.finra.org. Customers can also obtain an investor brochure that includes information describing the FINRA BrokerCheck program by contacting Brokerage Operations 1-888-889-1025.

Fifth Third Securities reminds you to please promptly report any inaccuracies or discrepancies in your account to Brokerage Operations by calling 1-888-889-1025. Please reconfirm any oral communications in writing to your Investment Professional to further protect your rights under the Securities Investor Protection Act SIPA.

Please note that the FDIC insured deposit at Fifth Third Bank under the Fifth Third BD Program is not covered by SIPC. The FDIC insured deposit is eligible for FDIC insurance subject to FDIC coverage limits at the time funds are deposited at Fifth Third Bank. As referenced in the Fifth Third BD Program disclosure document, clients are responsible for monitoring their total assets at Fifth Third Bank to determine the extent of available FDIC coverage.

Customers wishing to learn more about how an order is routed or executed should notify their investment professional in writing. Pursuant to SEC rules, customers can request details on the identity of the venue to which their orders were routed for execution. A written report will be furnished upon request. To learn more about how your order is routed online, please visit <https://www.53.com/investments>.

Statement for the Period May 1, 2018 to May 31, 2018

MEDINA CITY SCHOOLS - Corporation
Account Number: [REDACTED]



Holdings

NFS-provided cost basis, realized gain (loss) and holding period information may not reflect all adjustments necessary for tax purposes. Please refer to Footnotes and Cost Basis Information at the end of this statement for more information.

For additional information regarding your holdings, please refer to the footnotes at the end of the statement.

CASH AND CASH EQUIVALENTS - 0.39% of Total Account Value

Description	Symbol/Cusip Account Type	Quantity	Price on 05/31/18	Current Market Value	Estimated Annual Income
Money Markets					
FEDERATED TREASURY OBLIGATIONS IS	TOIXX	37,854.89	\$1.00	\$37,854.89	
7 DAY YIELD 1.61%	CASH				
Dividend Option Cash					
Capital Gain Option Cash					
Total Cash and Cash Equivalents				\$37,854.89	

Statement for the Period May 1, 2018 to May 31, 2018

MEDINA CITY SCHOOLS - Corporation
Account Number: [REDACTED]



HOLDINGS > FIXED INCOME - 99.61% of Total Account Value

ALERT: You have a fixed income position due to mature within the next 90 days.

For an explanation of fixed income pricing, please see the last page. Redemption schedule(s), bond rating(s), and other information are provided where available. If information does not appear regarding a particular investment, it is not available. The ratings on this statement are provided by Standard & Poor's and/or Moody's to rate the quality based on the respective rating agency's assessment. Ratings information from Standard & Poor's ("S&P") may not be reproduced. S&P credit ratings are statements of opinion and are not statements of fact or recommendations to purchase, hold, or sell securities, nor do they address the suitability of securities for investment purposes, and should not be relied on as investment advice. S&P does not guarantee the accuracy, completeness, timeliness or availability of any information, including ratings, and is not responsible for errors or omissions (negligent or otherwise). S&P gives no express or implied warranties, including but not limited to any warranties of merchantability or fitness for a particular purpose or use. S&P shall not be liable for any direct, indirect, incidental, exemplary, compensatory, punitive, special or consequential damages, costs, expenses, legal fees, or losses (including lost income or profits and opportunity costs) in connection with any use of ratings.

Description	Symbol/Cusip Account Type	Quantity	Estimated Price on 05/31/18	Estimated Current Market Value	Estimated Annual Income	Original/Adjusted Cost Basis	Unrealized Gain (Loss)
CDs							
Certificates of Deposit (CDs), including Market Indexed CDs and Market Linked CDs (collectively, MCDs) are generally shown at estimated market prices based upon a matrix or model pricing method that may not represent the actual price if sold prior to maturity. However, CDs and MCDs may be shown at face value for up to seven calendar days from date of issue if estimated market prices have not been received from a third party pricing vendor. The actual value of CDs and MCDs may be different from their purchase price. CDs and MCDs are subject to interest rate risk. The estimated market price reflected for MCDs may not be based on the actual closing value of the linked market index on the final maturity date and the market value of MCDs may not correspond directly to increases or decreases in the underlying linked market index. You may sell CDs or MCDs in the secondary market subject to market conditions. The secondary market for CDs and MCDs is generally illiquid. If sold prior to maturity, the value of MCDs may be less than the purchase amount or face value. The sale or redemption of any fixed income security prior to maturity may result in a substantial gain or loss, and an early withdrawal penalty may apply. Certain MCDs may only be redeemed on pre-specified liquidation dates and may have call features that allow the issuer to call the MCD prior to maturity. Certain Step Rate CDs are also subject to reinvestment risk if call provisions are exercised by the issuer and if a CD with a comparable rate is not available.							
See sales materials or contact your broker/dealer for additional information.							
FIRSTBANK PR SANTURCE CD 1.35000% 07/30/2018 FDIC INSURED CPN PMT MONTHLY Next Interest Payable: 06/29/18 Estimated Yield 1.35% Accrued Interest \$27.52 Average Unit Cost \$1.00 Adjusted Cost Basis	33767AUS8 CASH	248,000	\$0.99941	\$247,853.68	\$3,348.00	\$248,000.00	
						\$248,000.00	D (\$146.32)
ORIENTAL B&T SAN JUAN PR CD 1.30000% 08/10/2018 FDIC INSURED CPN PMT SEMI-ANNUAL ON AUG 10, FEB 10 Next Interest Payable: 08/10/18 Estimated Yield 1.30% Accrued Interest \$980.45 Average Unit Cost \$1.00 Adjusted Cost Basis	686184WR9 CASH	248,000	\$0.99949	\$247,873.52	\$3,224.00	\$248,000.00	
						\$248,000.00	D (\$126.48)
FIRST FINL NORTHWEST BK RENTON CD 1.15000% 08/20/2018 FDIC INSURED CPN PMT MONTHLY	32022MAG3 CASH	248,000	\$0.99865	\$247,665.20	\$2,852.00	\$248,000.00	

Fifth Third Securities, Inc.

Account carried with National Financial Services LLC, Member
NYSE, SIPC

MN_CEBFQMWMBBJGSHB_BBBBBB 20180531

Statement for the Period May 1, 2018 to May 31, 2018

MEDINA CITY SCHOOLS - Corporation
Account Number: [REDACTED]



HOLDINGS > FIXED INCOME *continued*

Description	Symbol/Cusip Account Type	Quantity	Estimated Price on 05/31/18	Estimated Current Market Value	Estimated Annual Income	Original/Adjusted Cost Basis	Unrealized Gain (Loss)
FIRST FINL NORTHWEST BK RENTON CD	32022MAG3	<i>continued</i>					
Next Interest Payable: 06/19/18							
Estimated Yield 1.15%							
Accrued Interest \$101.58							
Average Unit Cost \$1.00							
Adjusted Cost Basis						\$248,000.00 D	(\$334.80)
MB FINL BK NA CHIC. IL CD 1.30000%	55266CUM6	250,000	\$0.99451	\$248,627.50	\$3,250.00	\$250,000.00	
02/08/2019 FDIC INSURED	CASH						
CPN PMT MONTHLY							
Next Interest Payable: 06/08/18							
Estimated Yield 1.30%							
Accrued Interest \$213.70							
Average Unit Cost \$1.00							
Adjusted Cost Basis						\$250,000.00 D	(\$1,372.50)
HARBORONE BK BROCKTON MA CD 1.40000%	41166HAQ9	250,000	\$0.99483	\$248,707.50	\$3,500.00	\$250,000.00	
02/21/2019 FDIC INSURED	CASH						
CPN PMT MONTHLY							
Next Interest Payable: 06/21/18							
CALLABLE ON 06/21/2018 @ 100.0000							
Estimated Yield 1.40%							
Accrued Interest \$105.48							
Average Unit Cost \$1.00							
Adjusted Cost Basis						\$250,000.00 D	(\$1,292.50)
WOORI AMER BK NEW YORK N Y CD 1.30000%	981059AW8	250,000	\$0.99401	\$248,502.50	\$3,250.00	\$250,000.00	
02/24/2019 FDIC INSURED	CASH						
CPN PMT SEMI-ANNUAL							
ON AUG 24, FEB 24							
Next Interest Payable: 08/24/18							
Estimated Yield 1.30%							
Accrued Interest \$863.70							
Average Unit Cost \$1.00							
Adjusted Cost Basis						\$250,000.00 D	(\$1,497.50)
TRADITION CAP BK EDINA MINN CD 1.35000%	89269FCP8	250,000	\$0.992	\$248,000.00	\$3,375.00	\$250,000.00	
04/30/2019 FDIC INSURED	CASH						
CPN PMT MONTHLY							
Next Interest Payable: 06/30/18							
Estimated Yield 1.36%							
Accrued Interest \$36.99							

Fifth Third Securities, Inc.

MN_CEBFQMWMBBJGSHB_BBBBB 20180531

Account carried with National Financial Services LLC, Member
NYSE, SIPC

Statement for the Period May 1, 2018 to May 31, 2018

MEDINA CITY SCHOOLS - Corporation
Account Number: [REDACTED]



HOLDINGS > FIXED INCOME *continued*

Description	Symbol/Cusip Account Type	Quantity	Estimated Price on 05/31/18	Estimated Current Market Value	Estimated Annual Income	Original/Adjusted Cost Basis	Unrealized Gain (Loss)
TRADITION CAP BK EDINA MINN CD 1.35000%	89269FCP8	<i>continued</i>					
Average Unit Cost \$1.00							
Adjusted Cost Basis						\$250,000.00 D	(\$2,000.00)
CAPITAL BK LITTLE ROCK CD 1.40000%	139797FV1	250,000	\$0.9918	\$247,950.00	\$3,500.00	\$250,000.00	
05/17/2019 FDIC INSURED	CASH						
CPN PMT MONTHLY							
Next Interest Payable: 06/17/18							
Estimated Yield 1.41%							
Accrued Interest \$143.84							
Average Unit Cost \$1.00							
Adjusted Cost Basis						\$250,000.00 D	(\$2,050.00)
FIFTH THIRD BK CINCINNATI STN CD	316777WA5	245,000	\$0.99968	\$244,921.60		\$245,000.00	
2.25000% 05/30/2019 FDIC INSURED	CASH						
CPN PMT @ MATURITY							
ON MAY 30							
1ST CPN DTE 05/30/2019							
Accrued Interest \$30.21							
Average Unit Cost \$1.00							
Adjusted Cost Basis						\$245,000.00 D	(\$78.40)
STATE BK INDIA NEW YORK NY CD 1.60000%	856285CB5	250,000	\$0.99251	\$248,127.50	\$4,000.00	\$250,000.00	
06/24/2019 FDIC INSURED	CASH						
CPN PMT SEMI-ANNUAL							
ON DEC 23, JUN 23							
Next Interest Payable: 06/23/18							
Estimated Yield 1.61%							
Accrued Interest \$1753.42							
Average Unit Cost \$1.00							
Adjusted Cost Basis						\$250,000.00 D	(\$1,872.50)
FIRST CENTY BK TAZEWEILL TENN CD 1.50000%	319428AB4	250,000	\$0.98971	\$247,427.50	\$3,750.00	\$250,000.00	
08/09/2019 FDIC INSURED	CASH						
CPN PMT MONTHLY							
Next Interest Payable: 06/10/18							
Estimated Yield 1.51%							
Accrued Interest \$226.03							
Average Unit Cost \$1.00							
Adjusted Cost Basis						\$250,000.00 D	(\$2,572.50)
SUMMIT CMNTY BK MOOREFIELD WV CD	86604XLJ3	250,000	\$0.98529	\$246,322.50	\$3,625.00	\$250,000.00	

Fifth Third Securities, Inc.

MN_CEBFQMWMBBJGSHB_BBBBB 20180531

Account carried with National Financial Services LLC, Member
NYSE, SIPC

Statement for the Period May 1, 2018 to May 31, 2018

MEDINA CITY SCHOOLS - Corporation
Account Number: [REDACTED]



HOLDINGS > FIXED INCOME *continued*

Description	Symbol/Cusip Account Type	Quantity	Estimated Price on 05/31/18	Estimated Current Market Value	Estimated Annual Income	Original/Adjusted Cost Basis	Unrealized Gain (Loss)
SUMMIT CMNTY BK MOOREFIELD WV CD 1.45000% 11/08/2019 FDIC INSURED CPN PMT MONTHLY Next Interest Payable: 06/08/18 Estimated Yield 1.47% Accrued Interest \$238.36 Average Unit Cost \$1.00 Adjusted Cost Basis	86604XLJ3 CASH	<i>continued</i>				\$250,000.00 D	(\$3,677.50)
YADKIN VY BK & TR CO ELKIN N C CD 1.50000% 01/24/2020 FDIC INSURED CPN PMT MONTHLY Next Interest Payable: 06/25/18 Estimated Yield 1.52% Accrued Interest \$71.92 Average Unit Cost \$1.00 Adjusted Cost Basis	984308ET9 CASH	250,000	\$0.98237	\$245,592.50	\$3,750.00	\$250,000.00	
						\$250,000.00 D	(\$4,407.50)
WORLDS FOREMOST BK SYDNEY NEB CD 1.75000% 01/27/2020 FDIC INSURED CPN PMT MONTHLY Next Interest Payable: 06/26/18 Estimated Yield 1.77% Accrued Interest \$57.53 Average Unit Cost \$1.00 Adjusted Cost Basis	981571CX8 CASH	200,000	\$0.9863	\$197,260.00	\$3,500.00	\$200,000.00	
						\$200,000.00 D	(\$2,740.00)
WELLS FARGO BANK NATL ASSN CD 1.75000% 02/03/2020 FDIC INSURED CPN PMT MONTHLY Next Interest Payable: 06/01/18 Estimated Yield 1.77% Accrued Interest \$371.58 Average Unit Cost \$1.00 Adjusted Cost Basis	949763EG7 CASH	250,000	\$0.98602	\$246,505.00	\$4,375.00	\$250,000.00	
						\$250,000.00 D	(\$3,495.00)
TIAA FSB JACKSONVILLE FLA 1.95000% 11/23/2020 CD FDIC INSURED CPN PMT SEMI-ANNUAL ON MAY 21, NOV 21 Next Interest Payable: 11/21/18 Estimated Yield 1.99%	87270LAW3 CASH	247,000	\$0.97831	\$241,642.57	\$4,816.50	\$247,000.00	

Fifth Third Securities, Inc.

Account carried with National Financial Services LLC, Member
NYSE, SIPC

MN_CEBFQMWMBBJGSHB_BBBBB 20180531

Statement for the Period May 1, 2018 to May 31, 2018

MEDINA CITY SCHOOLS - Corporation
Account Number: [REDACTED]



HOLDINGS > FIXED INCOME *continued*

Description	Symbol/Cusip Account Type	Quantity	Estimated Price on 05/31/18	Estimated Current Market Value	Estimated Annual Income	Original/Adjusted Cost Basis	Unrealized Gain (Loss)
TIAA FSB JACKSONVILLE FLA 1.95000%	87270LAW3	continued					
Accrued Interest \$145.15							
Average Unit Cost \$1.00							
Adjusted Cost Basis						\$247,000.00 D	(\$5,357.43)
ALLY BK MIDVALE UTAH CD 2.50000%	02007GAU7	245,000	\$0.98976	\$242,491.20	\$6,125.00	\$245,000.00	
02/01/2021 FDIC INSURED	CASH						
CPN PMT SEMI-ANNUAL							
ON AUG 01, FEB 01							
1ST CPN DTE 08/01/2018							
Next Interest Payable: 08/01/18							
Estimated Yield 2.52%							
Accrued Interest \$2013.70							
Average Unit Cost \$1.00							
Adjusted Cost Basis						\$245,000.00 D	(\$2,508.80)
PRIME ALLIANCE BK UTAH CD 2.30000%	74160NFW5	245,000	\$0.98325	\$240,896.25	\$5,635.00	\$245,000.00	
03/15/2021 FDIC INSURED	CASH						
CPN PMT MONTHLY							
Next Interest Payable: 06/13/18							
Estimated Yield 2.33%							
Accrued Interest \$293.33							
Average Unit Cost \$1.00							
Adjusted Cost Basis						\$245,000.00 D	(\$4,103.75)
CAPITAL ONE BK USA NATL ASSN CD 2.25000%	1404202B5	245,000	\$0.97243	\$238,245.35	\$5,512.50	\$243,858.30	
04/19/2021 FDIC INSURED	CASH						
CPN PMT SEMI-ANNUAL							
ON OCT 19, APR 19							
Next Interest Payable: 10/19/18							
Estimated Yield 2.31%							
Accrued Interest \$649.42							
Average Unit Cost \$1.00							
Adjusted Cost Basis						\$243,858.30 D	(\$5,612.95)
THIRD FED SVGS &LN ASSN OF CD 2.50000%	88413QBZ0	245,000	\$0.98666	\$241,731.70	\$6,125.00	\$245,000.00	
05/28/2021 FDIC INSURED	CASH						
CPN PMT SEMI-ANNUAL							
ON AUG 28, FEB 28							
1ST CPN DTE 08/28/2018							
Next Interest Payable: 08/28/18							
Estimated Yield 2.53%							

Fifth Third Securities, Inc.

Account carried with National Financial Services LLC, Member
NYSE, SIPC

MN_CEBFQMWMBBJGSHB_BBBBB 20180531

Statement for the Period May 1, 2018 to May 31, 2018

MEDINA CITY SCHOOLS - Corporation
Account Number: [REDACTED]



HOLDINGS > FIXED INCOME *continued*

Description	Symbol/Cusip Account Type	Quantity	Estimated Price on 05/31/18	Estimated Current Market Value	Estimated Annual Income	Original/Adjusted Cost Basis	Unrealized Gain (Loss)
THIRD FED SVGS &LN ASSN OF CD 2.50000%	88413QBZ0	<i>continued</i>					
Accrued Interest \$1560.62							
Average Unit Cost \$1.00							
Adjusted Cost Basis						\$245,000.00 D	(\$3,268.30)
KS STATEBANK MANHATTAN KS CD 2.50000%	50116CBX6	245,000	\$0.98613	\$241,601.85	\$6,125.00	\$245,000.00	
06/21/2021 FDIC INSURED	CASH						
CPN PMT MONTHLY							
Next Interest Payable: 06/21/18							
Estimated Yield 2.53%							
Accrued Interest \$184.59							
Average Unit Cost \$1.00							
Adjusted Cost Basis						\$245,000.00 D	(\$3,398.15)
FIRST CHOICE BK CERRITOS CALIF CD	319461BJ7	250,000	\$0.97296	\$243,240.00	\$3,750.00	\$250,000.00	
1.50000% 06/30/2021 FDIC INSURED	CASH						
CPN PMT MONTHLY							
Next Interest Payable: 06/30/18							
CALLABLE ON 06/30/2018 @ 100.0000							
STEP COUPON							
RESET FREQUENCY TERM MODE							
NEXT RESET 06/29/2019 @ 2.25000							
Estimated Yield 1.54%							
Accrued Interest \$10.27							
Average Unit Cost \$1.00							
Adjusted Cost Basis						\$250,000.00 D	(\$6,760.00)
NORTHPOINTE BK GRAND RAPIDS MI CD	666613GN8	245,000	\$0.98713	\$241,846.85	\$6,247.50	\$245,000.00	
2.55000% 07/19/2021 FDIC INSURED	CASH						
CPN PMT MONTHLY							
Next Interest Payable: 06/19/18							
Estimated Yield 2.58%							
Accrued Interest \$222.51							
Average Unit Cost \$1.00							
Adjusted Cost Basis						\$245,000.00 D	(\$3,153.15)
SECURITY FED BK AIKEN S C CD 2.40000%	81423LCE0	245,000	\$0.98225	\$240,651.25	\$5,880.00	\$245,000.00	
08/09/2021 FDIC INSURED	CASH						
CPN PMT MONTHLY							
Next Interest Payable: 06/07/18							
CALLABLE ON 08/07/2018 @ 100.0000							
Estimated Yield 2.44%							

Fifth Third Securities, Inc.

Account carried with National Financial Services LLC, Member
NYSE, SIPC

MN_CEBFQMWMBBJGSHB_BBBBB 20180531

Statement for the Period May 1, 2018 to May 31, 2018

MEDINA CITY SCHOOLS - Corporation
Account Number: [REDACTED]



HOLDINGS > FIXED INCOME *continued*

Description	Symbol/Cusip Account Type	Quantity	Estimated Price on 05/31/18	Estimated Current Market Value	Estimated Annual Income	Original/Adjusted Cost Basis	Unrealized Gain (Loss)
SECURITY FED BK AIKEN S C CD 2.40000%	81423LCE0	<i>continued</i>					
Accrued Interest \$402.74							
Average Unit Cost \$1.00							
Adjusted Cost Basis						\$245,000.00 D	(\$4,348.75)
FIRSTTRUST SVGS BK PA CD 2.55000%	337630BJ5	245,000	\$0.98621	\$241,621.45	\$6,247.50	\$245,000.00	
09/13/2021 FDIC INSURED	CASH						
CPN PMT MONTHLY							
Next Interest Payable: 06/12/18							
Estimated Yield 2.58%							
Accrued Interest \$342.33							
Average Unit Cost \$1.00							
Adjusted Cost Basis						\$245,000.00 D	(\$3,378.55)
MEDALLION BK UTAH CD 2.45000% 02/16/2022	58404DBD2	245,000	\$0.97998	\$240,095.10	\$6,002.50	\$245,000.00	
FDIC INSURED	CASH						
CPN PMT MONTHLY							
Next Interest Payable: 06/16/18							
Estimated Yield 2.50%							
Accrued Interest \$263.12							
Average Unit Cost \$1.00							
Adjusted Cost Basis						\$245,000.00 D	(\$4,904.90)
HSBC BK USA N A MC LEAN VA CD 1.75000%	40434YFM4	250,000	\$0.98631	\$246,577.50	\$4,375.00	\$250,000.00	
02/17/2022 FDIC INSURED	CASH						
CPN PMT QUARTERLY							
ON MAY 17, AUG 17, NOV 17, FEB 17							
Next Interest Payable: 08/17/18							
CALLABLE ON 02/17/2019 @ 100.0000							
STEP COUPON							
RESET FREQUENCY TERM MODE							
NEXT RESET 02/17/2019 @ 2.30000							
Estimated Yield 1.77%							
Accrued Interest \$167.81							
Average Unit Cost \$1.00							
Adjusted Cost Basis						\$250,000.00 D	(\$3,422.50)
NORTHFIELD BK STATEN ISLAND NY CD	66612ACG1	245,000	\$0.97993	\$240,082.85	\$6,002.50	\$245,000.00	
2.45000% 02/22/2022 FDIC INSURED	CASH						
CPN PMT SEMI-ANNUAL							
ON AUG 21, FEB 21							
1ST CPN DTE 08/21/2018							

Fifth Third Securities, Inc.

MN_CEBFQMWMBBJGSHB_BBBBB 20180531

Account carried with National Financial Services LLC, Member
NYSE, SIPC

Statement for the Period May 1, 2018 to May 31, 2018

MEDINA CITY SCHOOLS - Corporation
Account Number: [REDACTED]



HOLDINGS > FIXED INCOME *continued*

Description	Symbol/Cusip Account Type	Quantity	Estimated Price on 05/31/18	Estimated Current Market Value	Estimated Annual Income	Original/Adjusted Cost Basis	Unrealized Gain (Loss)
NORTHFIELD BK STATEN ISLAND NY CD	66612ACG1	<i>continued</i>					
Next Interest Payable: 08/21/18							
Estimated Yield 2.50%							
Accrued Interest \$1644.52							
Average Unit Cost \$1.00							
Adjusted Cost Basis						\$245,000.00 D	(\$4,917.15)
JPMORGAN CHASE BK CD 2.00000% 08/16/2022	48126YDE0	248,000	\$0.97061	\$240,711.28	\$4,960.00	\$248,000.00	
FDIC INSURED	CASH						
CPN PMT SEMI-ANNUAL							
ON FEB 16, AUG 16							
Next Interest Payable: 08/16/18							
CALLABLE ON 08/16/2018 @ 100.0000							
STEP COUPON							
RESET FREQUENCY TERM MODE							
NEXT RESET 08/16/2021 @ 4.00000							
Estimated Yield 2.06%							
Accrued Interest \$1413.26							
Average Unit Cost \$1.00							
Adjusted Cost Basis						\$248,000.00 D	(\$7,288.72)
FIRST ST BK DEQUEEN ARK CD 1.75000%	336460CJ7	248,000	\$0.95998	\$238,075.04	\$4,340.00	\$248,000.00	
08/31/2022 FDIC INSURED	CASH						
CPN PMT MONTHLY							
Next Interest Payable: 06/30/18							
CALLABLE ON 08/31/2018 @ 100.0000							
STEP COUPON							
RESET FREQUENCY TERM MODE							
NEXT RESET 08/31/2019 @ 2.00000							
Estimated Yield 1.82%							
Average Unit Cost \$1.00							
Adjusted Cost Basis						\$248,000.00 D	(\$9,924.96)
Total CDs		7,382,000		\$7,280,846.74	\$131,443.00	\$7,380,858.30	(\$100,011.56)
U.S. Treasury / Agency Securities							
FEDERAL HOME LOAN BANKS BOND 2.15000%	3130ADEZ1	400,000	\$99.092	\$396,368.00	\$8,600.00	\$399,416.00	
08/07/2020	CASH						
MOODY'S Aaa /S&P AA+							
CPN PMT SEMI-ANNUAL							
ON AUG 07, FEB 07							

Fifth Third Securities, Inc.

MN_CEBFQMWMBBJGSHB_BBBBB 20180531

Account carried with National Financial Services LLC, Member
NYSE, SIPC

Statement for the Period May 1, 2018 to May 31, 2018

MEDINA CITY SCHOOLS - Corporation
Account Number: [REDACTED]



HOLDINGS > FIXED INCOME *continued*

Description	Symbol/Cusip Account Type	Quantity	Estimated Price on 05/31/18	Estimated Current Market Value	Estimated Annual Income	Original/Adjusted Cost Basis	Unrealized Gain (Loss)
FEDERAL HOME LOAN BANKS BOND 2.15000%	3130ADEZ1	<i>continued</i>					
1ST CPN DTE 08/07/2018							
Next Interest Payable: 08/07/18							
CALLABLE ON 08/07/2018 @ 100.0000							
Accrued Interest \$2723.33							
Average Unit Cost \$99.85							
Adjusted Cost Basis						\$399,416.00 D	(\$3,048.00)
FEDERAL HOME LN MTG CORP MTN 2.65000%	3134GSEG6	700,000	\$99.92	\$699,440.00	\$18,550.00	\$700,000.00	
11/24/2021	CASH						
MOODY'S Aaa /S&P AA+							
CPN PMT SEMI-ANNUAL							
ON MAY 24, NOV 24							
Next Interest Payable: 11/24/18							
CALLABLE ON 08/24/2018 @ 100.0000							
Accrued Interest \$360.69							
Average Unit Cost \$100.00							
Adjusted Cost Basis						\$700,000.00 D	(\$560.00)
FEDERAL HOME LN MTG CORP MTN 2.35000%	3134GBCW0	700,000	\$98.579	\$690,053.00	\$16,450.00	\$693,189.00	
03/29/2022	CASH						
MOODY'S Aaa /S&P AA+							
CPN PMT SEMI-ANNUAL							
ON SEP 29, MAR 29							
Next Interest Payable: 09/29/18							
CALLABLE ON 06/29/2018 @ 100.0000							
Accrued Interest \$2833.06							
Average Unit Cost \$99.03							
Adjusted Cost Basis						\$693,189.00 D	(\$3,136.00)
FEDERAL HOME LOAN BANKS BOND 2.00000%	3130ADGG1	500,000	\$99.529	\$497,645.00	\$10,000.00	\$500,000.00	
02/15/2023	CASH						
MOODY'S Aaa /S&P AA+							
CPN PMT SEMI-ANNUAL							
ON AUG 15, FEB 15							
1ST CPN DTE 08/15/2018							
Next Interest Payable: 08/15/18							
CALLABLE ON 02/15/2019 @ 100.0000							
STEP COUPON							
RESET FREQUENCY TERM MODE							
NEXT RESET 02/15/2019 @ 3.00000							
Accrued Interest \$2944.44							

Fifth Third Securities, Inc.

Account carried with National Financial Services LLC, Member
NYSE, SIPC

MN _CEBFQMWMBBJGSHB_BBBBB 20180531

Statement for the Period May 1, 2018 to May 31, 2018

MEDINA CITY SCHOOLS - Corporation
Account Number: [REDACTED]



HOLDINGS > FIXED INCOME *continued*

Description	Symbol/Cusip Account Type	Quantity	Estimated Price on 05/31/18	Estimated Current Market Value	Estimated Annual Income	Original/Adjusted Cost Basis	Unrealized Gain (Loss)
FEDERAL HOME LOAN BANKS BOND 2.00000% 3130ADGG1 <i>continued</i>							
Average Unit Cost	\$100.00						
Adjusted Cost Basis						\$500,000.00 D	(\$2,355.00)
Total U.S. Treasury / Agency Securities		2,300,000		\$2,283,506.00	\$53,600.00	\$2,292,605.00	(\$9,099.00)
Total Fixed Income		9,682,000		\$9,564,352.74	\$185,043.00	\$9,673,463.30	(\$109,110.56)
Total Securities				\$9,564,352.74	\$185,043.00	\$9,673,463.30	(\$109,110.56)
TOTAL PORTFOLIO VALUE				\$9,602,207.63	\$185,043.00	\$9,673,463.30	(\$109,110.56)

Activity

NFS-provided cost basis, realized gain (loss) and holding period information may not reflect all adjustments necessary for tax purposes. Please refer to Footnotes and Cost Basis Information at the end of this statement for more information.

PURCHASES, SALES, AND REDEMPTIONS

Settlement Date	Account Type	Transaction	Description	Quantity	Amount	Total Cost Basis	Realized Gain (Loss)
Securities Purchased							
05/30/18	CASH	YOU BOUGHT	FIFTH THIRD BK CINCINNATI STN CD 2.25000% 05/30/2019 FACT SHEET TO FOLLOW SOLICITED ORDER @ 100	245,000	(\$245,000.00)	\$245,000.00	
Total Securities Purchased					(\$245,000.00)		
Redemptions							
05/17/18	CASH	REDEEMED	COMMUNITY FINL SVCS BK KY CD 1.05000% 05/17/2018 REDEMPTION PAYOUT #REOR R0059852780000 Adjusted Cost Basis	(248,000)	\$248,000.00	\$248,000.00	
Total Redemptions					\$248,000.00		

Fifth Third Securities, Inc.

MN_CEBFQMWMBBJGSHB_BBBBB 20180531

Account carried with National Financial Services LLC, Member
NYSE, SIPC

Statement for the Period May 1, 2018 to May 31, 2018

MEDINA CITY SCHOOLS - Corporation
Account Number: [REDACTED]



ACTIVITY > CORE FUND ACTIVITY

Settlement Date	Account Type	Transaction	Description	Quantity	Amount
05/01/18	CASH	YOU BOUGHT	FEDERATED TREASURY OBLIGATIONS IS @ 1	410.91	(\$410.91)
05/07/18	CASH	YOU BOUGHT	FEDERATED TREASURY OBLIGATIONS IS @ 1	483.29	(\$483.29)
05/08/18	CASH	YOU BOUGHT	FEDERATED TREASURY OBLIGATIONS IS @ 1	565.07	(\$565.07)
05/10/18	CASH	YOU BOUGHT	FEDERATED TREASURY OBLIGATIONS IS @ 1	308.22	(\$308.22)
05/14/18	CASH	YOU BOUGHT	FEDERATED TREASURY OBLIGATIONS IS @ 1	976.64	(\$976.64)
05/16/18	CASH	YOU BOUGHT	FEDERATED TREASURY OBLIGATIONS IS @ 1	493.36	(\$493.36)
05/17/18	CASH	YOU BOUGHT	FEDERATED TREASURY OBLIGATIONS IS @ 1	249,568.48	(\$249,568.48)
05/21/18	CASH	YOU BOUGHT	FEDERATED TREASURY OBLIGATIONS IS @ 1	3,927.45	(\$3,927.45)
05/24/18	CASH	YOU BOUGHT	FEDERATED TREASURY OBLIGATIONS IS @ 1	4,431.39	(\$4,431.39)
05/25/18	CASH	YOU BOUGHT	FEDERATED TREASURY OBLIGATIONS IS @ 1	308.22	(\$308.22)
05/29/18	CASH	YOU BOUGHT	FEDERATED TREASURY OBLIGATIONS IS @ 1	562.85	(\$562.85)
05/30/18	CASH	YOU SOLD	FEDERATED TREASURY OBLIGATIONS IS @ 1	(244,691.78)	\$244,691.78

Fifth Third Securities, Inc.

MN_CEBFQMWMBBJGSHB_BBBBB 20180531

Account carried with National Financial Services LLC, Member
NYSE, SIPC

Statement for the Period May 1, 2018 to May 31, 2018

MEDINA CITY SCHOOLS - Corporation
Account Number: [REDACTED]



ACTIVITY > CORE FUND ACTIVITY *continued*

Settlement Date	Account Type	Transaction	Description	Quantity	Amount
05/31/18	CASH	YOU SOLD	FEDERATED TREASURY OBLIGATIONS IS @ 1	(14,344.1)	\$14,344.10
TOTAL CORE FUND ACTIVITY					(\$3,000.00)

ACTIVITY > ADDITIONS AND WITHDRAWALS > OTHER ADDITIONS AND WITHDRAWALS

Date	Account Type	Transaction	Description	Quantity	Amount
Other Additions and Withdrawals					
05/31/18	CASH	WIRE TRANS TO BANK	WD55256405		(\$14,999.34)
Total Other Additions and Withdrawals					(\$14,999.34)
TOTAL ADDITIONS AND WITHDRAWALS					(\$14,999.34)

ACTIVITY > INCOME > TAXABLE INCOME

Settlement Date	Account Type	Transaction	Description	Quantity	Amount
Taxable Dividends					
04/30/18	CASH	DIVIDEND RECEIVED	FEDERATED TREASURY OBLIGATIONS IS DIVIDEND RECEIVED		\$51.32
Total Taxable Dividends					\$51.32
Taxable Interest					
05/01/18	CASH	INTEREST	WELLS FARGO BANK NATL ASSN CD 1.75000% 02/03/2020		\$359.59
05/07/18	CASH	INTEREST	SECURITY FED BK AIKEN S C CD 2.40000% 08/09/2021		\$483.29

Fifth Third Securities, Inc.

MN_CEBFQMWMBBJGSHB_BBBBB 20180531

Account carried with National Financial Services LLC, Member
NYSE, SIPC

Statement for the Period May 1, 2018 to May 31, 2018

MEDINA CITY SCHOOLS - Corporation
Account Number: [REDACTED]



ACTIVITY > INCOME > TAXABLE INCOME *continued*

Settlement Date	Account Type	Transaction	Description	Quantity	Amount
05/08/18	CASH	INTEREST	MB FINL BK NA CHIC. IL CD 1.30000% 02/08/2019		\$267.12
05/08/18	CASH	INTEREST	SUMMIT CMNTY BK MOOREFIELD WV CD 1.45000% 11/08/2019		\$297.95
05/10/18	CASH	INTEREST	FIRST CENTY BK TAZEWEILL TENN CD 1.50000% 08/09/2019		\$308.22
05/12/18	CASH	INTEREST	FIRSTTRUST SVGS BK PA CD 2.55000% 09/13/2021		\$513.49
05/13/18	CASH	INTEREST	PRIME ALLIANCE BK UTAH CD 2.30000% 03/15/2021		\$463.15
05/16/18	CASH	INTEREST	MEDALLION BK UTAH CD 2.45000% 02/16/2022		\$493.36
05/17/18	CASH	INTEREST	CAPITAL BK LITTLE ROCK CD 1.40000% 05/17/2019		\$287.67
05/17/18	CASH	INTEREST	COMMUNITY FINL SVCS BK KY CD 1.05000% 05/17/2018		\$214.03
05/17/18	CASH	INTEREST	HSBC BK USA N A MC LEAN VA CD 1.75000% 02/17/2022		\$1,066.78
05/19/18	CASH	INTEREST	FIRST FINL NORTHWEST BK RENTON CD 1.15000% 08/20/2018		\$234.41
05/19/18	CASH	INTEREST	NORTHPOINTE BK GRAND RAPIDS MI CD 2.55000% 07/19/2021		\$513.49
05/21/18	CASH	INTEREST	HARBORONE BK BROCKTON MA CD 1.40000% 02/21/2019		\$287.67

Fifth Third Securities, Inc.

MN_CEBFQMWMBBJGSHB_BBBBB 20180531

Account carried with National Financial Services LLC, Member
NYSE, SIPC

Statement for the Period May 1, 2018 to May 31, 2018

MEDINA CITY SCHOOLS - Corporation
Account Number: [REDACTED]



ACTIVITY > INCOME > TAXABLE INCOME *continued*

Settlement Date	Account Type	Transaction	Description	Quantity	Amount
05/21/18	CASH	INTEREST	KS STATEBANK MANHATTAN KS CD 2.50000% 06/21/2021		\$503.42
05/21/18	CASH	INTEREST	TIAA FSB JACKSONVILLE FLA 1.95000% 11/23/2020 CD		\$2,388.46
05/24/18	CASH	INTEREST	FEDERAL HOME LN MTG CORP MTN 2.65000% 11/24/2021		\$4,431.39
05/25/18	CASH	INTEREST	YADKIN VY BK & TR CO ELKIN N C CD 1.50000% 01/24/2020		\$308.22
05/26/18	CASH	INTEREST	WORLDS FOREMOST BK SYDNEY NEB CD 1.75000% 01/27/2020		\$287.67
05/29/18	CASH	INTEREST	FIRSTBANK PR SANTURCE CD 1.35000% 07/30/2018		\$275.18
05/30/18	CASH	INTEREST	FIRST CHOICE BK CERRITOS CALIF CD 1.50000% 06/30/2021		\$308.22
05/31/18	CASH	INTEREST	FIRST ST BK DEQUEEN ARK CD 1.75000% 08/31/2022		\$368.60
05/31/18	CASH	INTEREST	TRADITION CAP BK EDINA MINN CD 1.35000% 04/30/2019		\$286.64
Total Taxable Interest					\$14,948.02
Total Taxable Income					\$14,999.34
TOTAL INCOME					\$14,999.34

Fifth Third Securities, Inc.

MN_CEBFQMWMBBJGSHB_BBBBB 20180531

Account carried with National Financial Services LLC, Member
NYSE, SIPC

Brokerage Account Statement

May 1, 2018 - May 31, 2018

Account Number: [REDACTED]

MEDINA CITY SCHOOLS
739 WEYMOUTH RD
MEDINA OH 44256-2037**Your Account Executive:**
ANDREW CARDINALI**Portfolio at a Glance**

	This Period
BEGINNING ACCOUNT VALUE	\$12,548,532.79
Deposits (Cash & Securities)	492,000.00
Withdrawals (Cash & Securities)	-25,717.05
Dividends, Interest and Other Income	21,728.56
Net Change in Portfolio¹	-14,472.26
ENDING ACCOUNT VALUE	\$13,022,072.04
Estimated Annual Income	\$252,452.50

¹ Net Change in Portfolio is the difference between the ending account value and beginning account value after activity.**Asset Summary**

Percent	Asset Type	Last Period	This Period
1%	Cash, Money Funds, and Bank Deposits	11.51	23.02
99%	Fixed Income	12,548,521.28	13,022,049.02
100%	Account Total	\$12,548,532.79	\$13,022,072.04

Please review your allocation periodically with your Account Executive.

Client Service Information**Your Account Executive:** ATT
ANDREW CARDINALI**Contact Information****E-Mail Address:**
customerservice@mbssecurities.com**Client Service Information****Service Hours:** Weekdays 09:00 a.m. - 05:00 p.m. (EST)
Client Service Telephone Number: (800) 967-9045
Web Site: WWW.MBSSECURITIES.COM

Your Account Information

INVESTMENT OBJECTIVE

Investment Objective: NONE SPECIFIED

Please discuss your investment objective with your Account Executive.

TAX LOT DEFAULT DISPOSITION METHOD

Default Method for Mutual Funds: First In First Out

Default Method for Stocks in a Dividend Reinvestment Plan: First In First Out

Default Method for all Other Securities: First In First Out

BOND AMORTIZATION ELECTIONS

Amortize premium on taxable bonds based on Constant Yield Method: Yes

Accrual market discount method for all other bond types: Constant Yield Method

Include market discount in income annually: No

ELECTRONIC DELIVERY

You have not selected any account communications for electronic delivery. To register and turn off paper communications, log in to your account or contact your Account Executive for more information.

Income and Expense Summary

	Current Period		Year-to-Date	
	Taxable	Non Taxable	Taxable	Non Taxable
Interest Income				
Other Interest	21,728.56	0.00	79,111.77	0.00
Total Dividends, Interest, Income and Expenses	\$21,728.56	\$0.00	\$79,111.77	\$0.00

Accrued Interest Summary

	Current Period		Year-to-Date	
	Taxable	Non Taxable	Taxable	Non Taxable
Accrued Interest Paid				
Other Accrued Interest	0.00	0.00	-72.45	0.00
Total Accrued Interest Paid	\$0.00	\$0.00	-\$72.45	\$0.00
Accrued Interest Received				
Other Accrued Interest	0.00	0.00	540.69	0.00
Total Accrued Interest Received	\$0.00	\$0.00	\$540.69	\$0.00

May 1, 2018 - May 31, 2018
 MEDINA CITY SCHOOLS

Portfolio Holdings

Description	Quantity	Opening Balance	Closing Balance	Accrued Income	30-Day Yield
CASH, MONEY FUNDS, AND BANK DEPOSITS 1.00% of Portfolio					
Cash Balance		11.51	23.02		
TOTAL CASH, MONEY FUNDS, AND BANK DEPOSITS		\$11.51	\$23.02	\$0.00	

Description	Quantity	Market Price	Market Value	Accrued Interest	Estimated Annual Income	Estimated Yield
FIXED INCOME 99.00% of Portfolio (In Maturity Date Sequence)						
Certificates of Deposit						
¹ EAST-WEST BK PASADENA CALIF CTF DEP ACT/365 AT-MATURITY 1.350% 06/15/18 B/E DTD 06/16/17 Security Identifier: 27579TPX2	245,000.000	99.9880	244,970.60	3,162.51	3,307.50	1.35%
¹ INVESTORS BK SHORT HILLS NJ CTF DEP ACT/365 AT-MATURITY 1.450% 06/29/18 B/E DTD 06/30/17 1ST CPN DTE 06/29/18 Security Identifier: 46176PGV1	248,000.000	99.9840	247,960.32	3,300.44	3,596.00	1.45%
MORGAN STANLEY BK N A SALT LAKE CITY UTAH CTF DEP ACT/365 AT-MATURITY 1.500% 08/03/18 B/E DTD 08/03/17 Security Identifier: 61747MXR7	248,000.000	99.9580	247,895.84	3,067.73	3,720.00	1.50%
SAFRA NATL BK NEW YORK CTF DEP PROGRAM BOOK ENTRY 3/A2 INSTL CTF DEP 1.500% 09/18/18 B/E DTD 08/18/17 Security Identifier: 78658QT45	248,000.000	99.8980	247,747.04	1,019.18	3,720.00	1.50%
FRANKLIN SYNERGY BK TENN CTF DEP ACT/365 MONTHLY 1.500% 10/19/18 B/E DTD 07/19/17 1ST CPN DTE 08/19/17 Security Identifier: 35471TDM1	248,000.000	99.8420	247,608.16	122.30	3,720.00	1.50%
AMERICAN EXPRESS FED SVGS BK INSTL CTF DEP PROGRAM BOOK INSTL CTF DEP 1.450% 11/05/18 B/E DTD 05/03/17 Security Identifier: 02587CEG1	248,000.000	99.7810	247,456.88	275.86	3,596.00	1.45%

Portfolio Holdings (continued)

Description	Quantity	Market Price	Market Value	Accrued Interest	Estimated Annual Income	Estimated Yield
FIXED INCOME (continued)						
Certificates of Deposit (continued)						
PARKWAY BK & TR HARWOOD HEIGHTS ILL CTF DEP ACT/365 MONTHLY 1.750% 12/21/18 B/E DTD 12/22/17 Security Identifier: 70153RJE9	248,000.000	99.8400	247,603.20	107.01	4,340.00	1.75%
HANMI BK LOS ANGELES CALIF CTF DEP ACT/365 MONTHLY 1.550% 12/24/18 B/E DTD 06/23/17 1ST CPN DTE 07/23/17 Security Identifier: 410493CDO	248,000.000	99.7220	247,310.56	84.25	3,844.00	1.55%
LEGACYTEXAS BK PLANO CTF DEP ACT/365 MONTHLY 1.650% 01/08/19 B/E DTD 12/08/17 1ST CPN DTE 01/08/18 Security Identifier: 524680BM6	248,000.000	99.7520	247,384.96	257.85	4,092.00	1.65%
CHEMICAL BK MIDLAND MICH CTF DEP ACT/365 AT-MATURITY 1.850% 01/30/19 B/E DTD 01/30/18 1ST CPN DTE 01/30/19 Security Identifier: 163681CM9	245,000.000	99.8300	244,583.50	1,502.55	4,532.50	1.85%
BMO HARRIS BK NATL ASSN CHICAGO ILL CTF DEP ACT/365 AT-MATURITY 1.850% 01/31/19 B/E DTD 01/31/18 Security Identifier: 05581WUW3	245,000.000	99.8290	244,581.05	1,490.14	4,532.50	1.85%
CATHAY BK LOS ANGELES CALIF CTF DEP ACT/365 MONTHLY 1.700% 03/07/19 B/E DTD 09/07/17 1ST CPN DTE 10/07/17 Security Identifier: 149159LG8	248,000.000	99.6630	247,164.24	277.22	4,216.00	1.70%
WASHINGTON TR CO WESTERLY R I CTF DEP ACT/365 SEMI-ANNUALLY 1.600% 03/08/19 B/E DTD 09/08/17 Security Identifier: 940637JJ1	248,000.000	99.5820	246,963.36	913.18	3,968.00	1.60%
BANK HOPE LOS ANGELES CA CTF DEP ACT/365 1.600% 03/22/19 B/E DTD 09/22/17 1ST CPN DTE 10/22/17 Security Identifier: 062683AN7	248,000.000	99.5450	246,871.60	97.84	3,968.00	1.60%
LAKE CITY BK WARSAW IND CTF DEP ACT/365 MONTHLY 1.600% 03/22/19 B/E DTD 03/22/17 1ST CPN DTE 04/22/17 Security Identifier: 508176CH5	249,000.000	99.5450	247,867.05	98.24	3,984.00	1.60%



May 1, 2018 - May 31, 2018
 MEDINA CITY SCHOOLS

Portfolio Holdings (continued)

Description	Quantity	Market Price	Market Value	Accrued Interest	Estimated Annual Income	Estimated Yield
FIXED INCOME (continued)						
Certificates of Deposit (continued)						
PEOPLES BK EWING VA CTF DEP ACT/365 MONTHLY 1.700% 03/28/19 B/E DTD 12/28/17 1ST CPN DTE 01/28/18 Security Identifier: 710347AK1	248,000.000	99.6090	247,030.32	34.65	4,216.00	1.70%
WHITNEY BK GULFPORT MS CTF DEP ACT/365 SEMI-ANNUALLY 1.650% 04/22/19 B/E DTD 04/20/17 1ST CPN DTE 10/20/17 Security Identifier: 966594AY9	248,000.000	99.4950	246,747.60	459.65	4,092.00	1.65%
UBS BK USA SALT LAKE CITY UT CTF DEP ACT/365 MONTHLY 2.150% 04/30/19 B/E DTD 04/30/18 1ST CPN DTE 05/30/18 Security Identifier: 90348JCL2	248,000.000	99.9260	247,816.48	14.61	5,332.00	2.15%
CITY NATL BK FLA MIAMI CTF DEP ACT/365 AT-MATURITY 2.200% 05/24/19 B/E DTD 05/24/18 1ST CPN DTE 05/24/19 Security Identifier: 17801DDTO	244,000.000	99.9290	243,826.76	102.95	5,368.00	2.20%
FIRST BK SOUTHN PINES NORTH CAROLINA CTF DEP ACT/365 1.700% 05/31/19 B/E DTD 05/31/17 1ST CPN DTE 06/30/17 Security Identifier: 31931TEL5	247,000.000	99.4230	245,574.81	0.00	4,199.00	1.70%
MIDLAND STS BK EFFINGHAM ILL CTF DEP ACT/365 1.850% 06/14/19 B/E DTD 12/14/17 CALLABLE Security Identifier: 59774QFG2	248,000.000	99.5370	246,851.76	213.69	4,588.00	1.85%
FIDELITY BK NEW ORLEANS LA CTF DEP ACT/365 MONTHLY 1.900% 07/19/19 B/E DTD 01/19/18 1ST CPN DTE 02/19/18 Security Identifier: 31617CAH6	248,000.000	99.4990	246,757.52	154.92	4,712.00	1.90%
COMENITY CAP BK SALT LAKE CITY UTAH CTF DEP ACT/365 1.700% 07/24/19 B/E DTD 07/24/17 1ST CPN DTE 08/24/17 Security Identifier: 20033AVAI	248,000.000	99.2590	246,162.32	80.85	4,216.00	1.71%

Portfolio Holdings (continued)

Description	Quantity	Market Price	Market Value	Accrued Interest	Estimated Annual Income	Estimated Yield
FIXED INCOME (continued)						
Certificates of Deposit (continued)						
UNITY BK CLINTON NJ CTF DEP ACT/365 MONTHLY 1.950% 07/30/19 B/E DTD 01/30/18 1ST CPN DTE 02/28/18 Security Identifier: 91330ABJ5	248,000.000	99.5270	246,826.96	13.25	4,836.00	1.95%
SOUTHWEST NATL BK WICHITA KANS CTF DEP ACT/365 MONTHLY 2.000% 08/02/19 B/E DTD 02/02/18 1ST CPN DTE 03/02/18 Security Identifier: 845182BE3	248,000.000	99.5780	246,953.44	394.08	4,960.00	2.00%
MORGAN STANLEY PRIVATE BK NATL ASSN PUR N Y CTF DEP ACT/365 1.700% 08/05/19 B/E DTD 08/03/17 Security Identifier: 61760ACL1	248,000.000	99.2230	246,073.04	1,351.43	4,216.00	1.71%
STERLING BK POPLAR BLUFF MO CTF DEP ACT/365 MONTHLY 1.750% 08/08/19 B/E DTD 09/08/17 1ST CPN DTE 10/08/17 Security Identifier: 85916VCD5	248,000.000	99.2700	246,189.60	273.48	4,340.00	1.76%
CAPITAL ONE NATL ASSN MCLEAN VA CTF DEP ACT/365 1.700% 08/23/19 B/E DTD 08/23/17 1ST CPN DTE 02/23/18 Security Identifier: 14042RHJ3	248,000.000	99.1620	245,921.76	1,120.42	4,216.00	1.71%
ENERBANK USA SALT LAKE CITY UTAH CTF DEP ACT/365 MONTHLY 1.700% 09/16/19 B/E DTD 09/15/17 1ST CPN DTE 10/15/17 Security Identifier: 29266N6E2	248,000.000	99.0790	245,715.92	184.81	4,216.00	1.71%
BANKERS BK OKLA CITY CTF DEP ACT/365 MONTHLY 1.700% 09/20/19 B/E DTD 09/20/17 1ST CPN DTE 10/20/17 Security Identifier: 06610QDMO	248,000.000	99.0650	245,681.20	127.06	4,216.00	1.71%
FIRST NATL BK LONG IS N Y CTF DEP ACT/365 MONTHLY 2.300% 09/30/19 B/E DTD 03/28/18 1ST CPN DTE 04/28/18 Security Identifier: 329864AB8	248,000.000	99.8150	247,541.20	46.88	5,704.00	2.30%
MAGNOLIA BK INC KY CTF DEP ACT/365 MONTHLY 1.750% 10/11/19 B/E DTD 10/12/17 CALLABLE Security Identifier: 559582AA9	248,000.000	99.0550	245,656.40	225.92	4,340.00	1.76%



May 1, 2018 - May 31, 2018
 MEDINA CITY SCHOOLS

Portfolio Holdings (continued)

Description	Quantity	Market Price	Market Value	Accrued Interest	Estimated Annual Income	Estimated Yield
FIXED INCOME (continued)						
Certificates of Deposit (continued)						
MERRICK BK SOUTH JORDAN UTAH CTF DEP ACT/365 MONTHLY 1.700% 10/30/19 B/E DTD 10/30/17 1ST CPN DTE 11/30/17 Security Identifier: 59013JD22	248,000.000	98.9150	245,309.20	11.55	4,216.00	1.71%
BELMONT BK & TR CO CHICAGO IL CTF DEP ACT/365 MONTHLY 1.700% 11/06/19 B/E DTD 11/06/17 1ST CPN DTE 12/06/17 Security Identifier: 08016PCP2	248,000.000	98.8900	245,247.20	288.77	4,216.00	1.71%
KEARNY BK NEW JERSEY CTF DEP ACT/365 SEMI-ANNUALLY 1.700% 11/15/19 B/E DTD 11/15/17 1ST CPN DTE 05/15/18 Security Identifier: 48714LAE9	247,000.000	98.8530	244,166.91	184.07	4,199.00	1.71%
UMPQUA BK ROSEBURG ORE CTF DEP ACT/365 SEMIANNUAL 2.500% 11/25/19 B/E DTD 05/25/18 1ST CPN DTE 11/25/18 Security Identifier: 90421MCF8	246,000.000	99.9800	245,950.80	101.10	6,150.00	2.50%
KENNEBEC SVGS BK AUGUSTA ME CTF DEP ACT/365 SEMI-ANNUALLY 1.700% 11/29/19 B/E DTD 11/28/17 Security Identifier: 489265AW8	247,000.000	98.7980	244,031.06	34.51	4,199.00	1.72%
NATIONWIDE BK COLUMBUS OHIO CTF DEP ACT/365 MONTHLY 1.850% 02/28/20 B/E DTD 11/30/17 1ST CPN DTE 12/30/17 Security Identifier: 63861NAK1	248,000.000	98.6610	244,679.28	12.57	4,588.00	1.87%
LIVE OAK BKG CO WILMINGTON N C CTF DEP ACT/365 2.400% 03/09/20 B/E DTD 03/09/18 1ST CPN DTE 04/01/18 Security Identifier: 538036DK7	248,000.000	99.5700	246,933.60	489.21	5,952.00	2.41%
STATE BK INDIA LOS ANGELES CALIF CTF DEP ACT/365 SEMI-ANNUALLY 2.500% 03/20/20 B/E DTD 03/21/18 Security Identifier: 85628YBG2	246,000.000	99.7120	245,291.52	1,196.30	6,150.00	2.50%

Portfolio Holdings (continued)

Description	Quantity	Market Price	Market Value	Accrued Interest	Estimated Annual Income	Estimated Yield
FIXED INCOME (continued)						
Certificates of Deposit (continued)						
STIFEL BK & TR ST LOUIS MO CTF DEP ACT/365 2.550% 03/30/20 B/E DTD 03/29/18 1ST CPN DTE 04/29/18 Security Identifier: 86063QAD7	248,000.000	99.7760	247,444.48	34.65	6,324.00	2.55%
WEBBANK SALT LAKE CITY UTAH CTF DEP ACT/365 MONTHLY 1.850% 03/30/20 B/E DTD 09/28/17 CALLABLE Security Identifier: 947547JQ9	248,000.000	98.5250	244,342.00	37.71	4,588.00	1.87%
ISRAEL DISC BK NEW YORK N Y CTF DEP ACT/365 2.700% 05/04/20 B/E DTD 05/04/18 1ST CPN DTE 11/04/18 Security Identifier: 465076KG1	246,000.000	99.9610	245,904.06	491.33	6,642.00	2.70%
BARCLAYS BK DEL RETAIL CTF DEP 3A2 PROGRAM BOOK ENTRY INSTL CTF DEP 1.950% 09/21/20 B/E DTD 09/20/17 Security Identifier: 06740KKUO	247,000.000	98.0620	242,213.14	950.10	4,816.50	1.98%
WEX BK MIDVALE UTAH CTF DEP ACT/365 SEMI-ANNUALLY 2.000% 10/19/20 B/E DTD 10/18/17 1ST CPN DTE 04/18/18 Security Identifier: 92937CGB8	247,000.000	98.0740	242,242.78	581.97	4,940.00	2.03%
GOLDMAN SACHS BK USA NEW YORK CTF DEP ACT/365 SEMI-ANNUALLY 2.050% 11/23/20 B/E DTD 11/22/17 Security Identifier: 38148PTD9	247,000.000	98.0700	242,232.90	124.85	5,063.50	2.09%
BLACKRIDGEBANK FARGO N D CTF DEP ACT/365 MONTHLY 2.100% 12/22/20 B/E DTD 12/22/17 CALLABLE 06/22/18 Security Identifier: 09248ABG4	248,000.000	98.0900	243,263.20	128.42	5,208.00	2.14%
MERCANTIL BK NATL ASSN CORAL GABLES FLA CTF DEP ACT/365 MONTHLY 2.200% 12/29/20 B/E DTD 12/29/17 Security Identifier: 58733AES4	248,000.000	98.3110	243,811.28	29.90	5,456.00	2.23%
DISCOVER BK GREENWOOD DEL CTF DEP ACT/365 2.500% 02/01/21 B/E DTD 01/31/18 1ST CPN DTE 07/31/18 CPN PMT SEMI ANNUAL Security Identifier: 254673LX2	246,000.000	98.9760	243,480.96	2,021.92	6,150.00	2.52%



May 1, 2018 - May 31, 2018
 MEDINA CITY SCHOOLS

Portfolio Holdings (continued)

Description	Quantity	Market Price	Market Value	Accrued Interest	Estimated Annual Income	Estimated Yield
FIXED INCOME (continued)						
Certificates of Deposit (continued)						
CITIBANK NATL ASSN SIOUX FALLS S D CTF DEP ACT/365 SEMI-ANNUALLY 2.700% 03/29/21 B/E DTD 03/29/18 Security Identifier: 17312QH77	246,000.000	99.3660	244,440.36	1,146.43	6,642.00	2.71%
SYNCHRONY BK RETAIL CTF DEP PROGRAM BOOK ENTRY FIDELITY INSTL CTF DEP 2.700% 04/13/21 B/E DTD 04/13/18 Security Identifier: 87165FUN2	246,000.000	99.3340	244,361.64	873.47	6,642.00	2.71%
TOWNEBANK PORTSMOUTH VA CTF DEP ACT/365 SEMI-ANNUALLY 2.800% 04/30/21 B/E DTD 04/30/18 1ST CPN DTE 10/30/18 Security Identifier: 89214PBL2	246,000.000	99.5740	244,952.04	585.01	6,888.00	2.81%
SALLIE MAE BK SALT LAKE CITY UT CTF DEP ACT/365 SEMI-ANNUALLY 2.650% 01/31/23 B/E DTD 01/31/18 Security Identifier: 795450J71	246,000.000	97.7460	240,455.16	2,143.23	6,519.00	2.71%
Total Certificates of Deposit:	13,110,000.000		\$13,022,049.02	\$32,042.02	\$252,452.50	
TOTAL FIXED INCOME	13,110,000.000		\$13,022,049.02	\$32,042.02	\$252,452.50	
			Market Value	Accrued Interest	Estimated Annual Income	
TOTAL PORTFOLIO HOLDINGS			\$13,022,072.04	\$32,042.02	\$252,452.50	

¹ This bond is maturing.

Portfolio Holdings Disclosures

Pricing

This section includes the net market value of the securities in your account on a settlement date basis, including short positions, at the close of the statement period. The market prices, unless otherwise noted, have been obtained from independent vendor services, which we believe to be reliable. Market prices do not constitute a bid or an offer, and may differ from the actual sale price. Securities for which a price is not available are marked "N/A" and are omitted from the Total.

May 1, 2018 - May 31, 2018
MEDINA CITY SCHOOLS

Activity Summary (All amounts shown are in base currency)

	Credits This Period	Debits This Period	Net This Period	Credits Year-to-Date	Debits Year-to-Date	Net Year-to-Date
Securities						
Securities Bought	0.00	-736,000.00	-736,000.00	0.00	-4,438,072.45	-4,438,072.45
Securities Sold	0.00	0.00	0.00	247,540.69	0.00	247,540.69
Total Securities	\$0.00	-\$736,000.00	-\$736,000.00	\$247,540.69	-\$4,438,072.45	-\$4,190,531.76
Dividends and Interest	\$22,073.68	-\$345.12	\$21,728.56	\$79,456.89	-\$345.12	\$79,111.77
Distributions	\$248,000.00	\$0.00	\$248,000.00	\$992,000.00	\$0.00	\$992,000.00
Cash						
Withdrawals	0.00	-25,717.05	-25,717.05	0.00	-91,626.04	-91,626.04
Deposits	492,000.00	0.00	492,000.00	3,209,017.86	0.00	3,209,017.86
Total Cash	\$492,000.00	-\$25,717.05	\$466,282.95	\$3,209,017.86	-\$91,626.04	\$3,117,391.82
Totals	\$762,073.68	-\$762,062.17	\$11.51	\$4,528,015.44	-\$4,530,043.61	-\$2,028.17

Transactions by Type of Activity

Process/ Settlement Date	Trade/ Transaction Date	Activity Type	Description	Quantity	Price	Accrued Interest	Amount	Currency
Securities Bought and Sold								
05/04/18	04/25/18	PURCHASED 465076KG1	ISRAEL DISC BK NEW YORK N Y CTF DEP ACT/365 2.700% 05/04/20 B/E DTD 05/04/18 YLD 2.700 TO MAT	246,000.000	100.0000		-246,000.00	USD
05/24/18	05/04/18	PURCHASED 17801DDTO	CITY NATL BK FLA MIAMI CTF DEP ACT/365 AT-MATURITY 2.200% 05/24/19 DTD 05/24/18 YLD 2.200 TO MAT	244,000.000	100.0000		-244,000.00	USD
05/25/18	05/11/18	PURCHASED 90421MCF8	UMPQUA BK ROSEBURG ORE CTF DEP ACT/365 SEMIANNUAL 2.500% 11/25/19 DTD 05/25/18 YLD 2.500 TO MAT	246,000.000	100.0000		-246,000.00	USD
Total Securities Bought and Sold						\$0.00	-\$736,000.00	USD
Dividends and Interest								
05/01/18		BOND INTEREST RECEIVED 538036DK7	248000 LIVE OAK BKG CO WILMINGTON N C CTF DEP ACT/365 2.400% 03/09/20 B/E DTD 03/09/18 RD 04/16 PD 05/01/18				489.21	USD
05/02/18		BOND INTEREST RECEIVED 845182BE3	248000 SOUTHWEST NATL BK WICHITA KANS CTF DEP ACT/365 MONTHLY 2.000% 08/02/19 B/E DTD 02/02/18 RD 04/17 PD 05/02/18				407.67	USD

Transactions by Type of Activity (continued)

Process/ Settlement Date	Trade/ Transaction Date	Activity Type	Description	Quantity	Price	Accrued Interest	Amount	Currency
Dividends and Interest (continued)								
05/03/18		BOND INTEREST RECEIVED 02587CEG1	248000 AMERICAN EXPRESS FED SVGS BK INSTL CTF DEP PROGRAM BOOK INSTL CTF DEP 1.450% 11/05/18 B/E DTD 05/03/17 RD 04/26 PD 05/03/18				1,783.22	USD
05/07/18		BOND INTEREST RECEIVED 08016PCP2	248000 BELMONT BK & TR CO CHICAGO IL CTF DEP ACT/365 MONTHLY 1.700% 11/06/19 B/E DTD 11/06/17 RD 04/21 PD 05/06/18				346.52	USD
05/07/18		BOND INTEREST RECEIVED 149159LG8	248000 CATHAY BK LOS ANGELES CALIF CTF DEP ACT/365 MONTHLY 1.700% 03/07/19 B/E DTD 09/07/17 RD 04/22 PD 05/07/18				346.52	USD
05/08/18		BOND INTEREST RECEIVED 524680BM6	248000 LEGACYTEXAS BK PLANO CTF DEP ACT/365 MONTHLY 1.650% 01/08/19 B/E DTD 12/08/17 RD 04/23 PD 05/08/18				336.33	USD
05/08/18		BOND INTEREST RECEIVED 85916VCD5	248000 STERLING BK POPLAR BLUFF MO CTF DEP ACT/365 MONTHLY 1.750% 08/08/19 B/E DTD 09/08/17 RD 04/23 PD 05/08/18				356.71	USD
05/14/18		BOND INTEREST RECEIVED 559582AA9	248000 MAGNOLIA BK INC KY CTF DEP ACT/365 MONTHLY 1.750% 10/11/19 B/E DTD 10/12/17 CLB RD 04/27 PD 05/12/18				356.71	USD
05/14/18		BOND INTEREST RECEIVED 59774QFG2	248000 MIDLAND STS BK EFFINGHAM ILL CTF DEP ACT/365 1.850% 06/14/19 B/E DTD 12/14/17 CLB RD 04/29 PD 05/14/18				377.10	USD
05/15/18		BOND INTEREST RECEIVED 29266N6E2	248000 ENERBANK USA SALT LAKE CITY UTAH CTF DEP ACT/365 MONTHLY 1.700% 09/16/19 B/E DTD 09/15/17 RD 04/30 PD 05/15/18				346.52	USD
05/15/18		BOND INTEREST RECEIVED 48714LAE9	247000 KEARNY BK NEW JERSEY CTF DEP ACT/365 SEMI-ANNUALLY 1.700% 11/15/19 B/E DTD 11/15/17 RD 04/30 PD 05/15/18				2,082.24	USD
05/18/18		BOND INTEREST RECEIVED 20451PSJ6	248000 COMPASS BK BIRMINGHAM ALA CTF DEP ACT/365 AT-MATURITY 1.450% 05/18/18 B/E DTD 08/18/17 RD 05/03 PD 05/18/18				2,689.61	USD
05/21/18		BOND INTEREST RECEIVED 06610QDM0	248000 BANKERS BK OKLA CITY CTF DEP ACT/365 MONTHLY 1.700% 09/20/19 B/E DTD 09/20/17 RD 05/05 PD 05/20/18				346.52	USD
05/21/18		BOND INTEREST RECEIVED 31617CAH6	248000 FIDELITY BK NEW ORLEANS LA CTF DEP ACT/365 MONTHLY 1.900% 07/19/19 B/E DTD 01/19/18 RD 05/04 PD 05/19/18				387.29	USD
05/21/18		BOND INTEREST RECEIVED 35471TDM1	248000 FRANKLIN SYNERGY BK TENN CTF DEP ACT/365 MONTHLY 1.500% 10/19/18 B/E DTD 07/19/17 RD 05/04 PD 05/19/18				305.75	USD



May 1, 2018 - May 31, 2018
 MEDINA CITY SCHOOLS

Transactions by Type of Activity (continued)

Process/ Settlement Date	Trade/ Transaction Date	Activity Type	Description	Quantity	Price	Accrued Interest	Amount	Currency
Dividends and Interest (continued)								
05/22/18		BOND INTEREST RECEIVED 062683AN7	248000 BANK HOPE LOS ANGELES CA CTF DEP ACT/365 1.600% 03/22/19 B/E DTD 09/22/17 RD 05/07 PD 05/22/18				326.14	USD
05/22/18		BOND INTEREST RECEIVED 09248ABG4	248000 BLACKRIDGEBANK FARGO N D CTF DEP ACT/365 MONTHLY 2.100% 12/22/20 B/E DTD 12/22/17 CLB RD 05/07 PD 05/22/18				428.05	USD
05/22/18		BOND INTEREST RECEIVED 38148PTD9	247000 GOLDMAN SACHS BK USA NEW YORK CTF DEP ACT/365 SEMI-ANNUALLY 2.050% 11/23/20 B/E DTD 11/22/17 RD 05/07 PD 05/22/18				2,510.94	USD
05/22/18		BOND INTEREST RECEIVED 508176CH5	249000 LAKE CITY BK WARSAW IND CTF DEP ACT/365 MONTHLY 1.600% 03/22/19 B/E DTD 03/22/17 RD 05/07 PD 05/22/18				327.45	USD
05/22/18		BOND INTEREST RECEIVED 70153RJE9	248000 PARKWAY BK & TR HARWOOD HEIGHTS ILL CTF DEP ACT/365 MONTHLY 1.750% 12/21/18 B/E DTD 12/22/17 RD 05/07 PD 05/22/18				356.71	USD
05/23/18		BOND INTEREST RECEIVED 410493CDO	248000 HANMI BK LOS ANGELES CALIF CTF DEP ACT/365 MONTHLY 1.550% 12/24/18 B/E DTD 06/23/17 RD 05/08 PD 05/23/18				315.95	USD
05/24/18		BOND INTEREST RECEIVED 20033AVAI	248000 COMENITY CAP BK SALT LAKE CITY UTAH CTF DEP ACT/365 1.700% 07/24/19 B/E DTD 07/24/17 RD 05/09 PD 05/24/18				346.52	USD
05/29/18		BOND INTEREST RECEIVED 329864AB8	248000 FIRST NATL BK LONG IS N Y CTF DEP ACT/365 MONTHLY 2.300% 09/30/19 B/E DTD 03/28/18 RD 05/13 PD 05/28/18				468.82	USD
05/29/18		BOND INTEREST RECEIVED 489265AW8	247000 KENNEBEC SVGS BK AUGUSTA ME CTF DEP ACT/365 SEMI-ANNUALLY 1.700% 11/29/19 B/E DTD 11/28/17 RD 05/13 PD 05/28/18				2,082.24	USD
05/29/18		BOND INTEREST RECEIVED 58733AES4	248000 MERCANTIL BK NATL ASSN CORAL GABLES FLA CTF DEP ACT/365 MONTHLY 2.200% 12/29/20 B/E DTD 12/29/17 RD 05/14 PD 05/29/18				448.44	USD

Transactions by Type of Activity (continued)

Process/ Settlement Date	Trade/ Transaction Date	Activity Type	Description	Quantity	Price	Accrued Interest	Amount	Currency
Dividends and Interest (continued)								
05/29/18		BOND INTEREST RECEIVED 710347AK1	248000 PEOPLES BK EWING VA CTF DEP ACT/365 MONTHLY 1.700% 03/28/19 B/E DTD 12/28/17 RD 05/13 PD 05/28/18				346.52	USD
05/29/18		BOND INTEREST RECEIVED 86063QAD7	248000 STIFEL BK & TR ST LOUIS MO CTF DEP ACT/365 2.550% 03/30/20 B/E DTD 03/29/18 RD 05/14 PD 05/29/18				519.78	USD
05/29/18		BOND INTEREST RECEIVED 91330ABJ5	248000 UNITY BK CLINTON NJ CTF DEP ACT/365 MONTHLY 1.950% 07/30/19 B/E DTD 01/30/18 RD 05/27 PD 05/28/18				397.48	USD
05/29/18		BOND INTEREST RECEIVED 947547JQ9	248000 WEBBANK SALT LAKE CITY UTAH CTF DEP ACT/365 MONTHLY 1.850% 03/30/20 B/E DTD 09/28/17 CLB RD 05/13 PD 05/28/18				377.10	USD
05/30/18		BOND INTEREST RECEIVED 31931TEL5	247000 FIRST BK SOUTHN PINES NORTH CAROLINA CTF DEP ACT/365 1.700% 05/31/19 B/E DTD 05/31/17 RD 05/29 PD 05/30/18				345.12	USD
05/30/18		BOND INTEREST RECEIVED 59013JD22	248000 MERRICK BK SOUTH JORDAN UTAH CTF DEP ACT/365 MONTHLY 1.700% 10/30/19 B/E DTD 10/30/17 RD 05/15 PD 05/30/18				346.52	USD
05/30/18		BOND INTEREST RECEIVED 63861NAK1	248000 NATIONWIDE BK COLUMBUS OHIO CTF DEP ACT/365 MONTHLY 1.850% 02/28/20 B/E DTD 11/30/17 RD 05/15 PD 05/30/18				377.10	USD
05/30/18		BOND INTEREST RECEIVED 90348JCL2	248000 UBS BK USA SALT LAKE CITY UT CTF DEP ACT/365 MONTHLY 2.150% 04/30/19 B/E DTD 04/30/18 RD 05/15 PD 05/30/18				438.25	USD
05/31/18	05/30/18	BOND INTEREST ADJUSTMENT 31931TEL5	247000 FIRST BK SOUTHN PINES NORTH CAROLINA CTF DEP ACT/365 1.700% 05/31/19 B/E RD 05/29 PD 05/30/18 1.443835				-345.12	USD
05/31/18	05/30/18	BOND INTEREST RECEIVED 31931TEL5	247000 FIRST BK SOUTHN PINES NORTH CAROLINA CTF DEP ACT/365 1.700% 05/31/19 B/E RD 05/29 PD 05/30/18				356.63	USD
Total Dividends and Interest						\$0.00	\$21,728.56	USD
Distributions								
05/18/18		SECURITY REDEEMED 20451PSJ6	COMPASS BK BIRMINGHAM ALA CTF DEP ACT/365 AT-MATURITY 1.450% 05/18/18 B/E DTD 08/18/17 ACCOUNT REDEMPTION	-248,000.000			248,000.00	USD
Total Distributions						\$0.00	\$248,000.00	USD
Cash Withdrawals and Deposits								
05/02/18		ELECTRONIC TRANSACTION USD999997	SEND TO BANK FOR ACH [REDACTED]				-896.88	USD
05/03/18		ELECTRONIC TRANSACTION USD999997	SEND TO BANK FOR ACH [REDACTED]				-1,783.22	USD

May 1, 2018 - May 31, 2018
MEDINA CITY SCHOOLS**Transactions by Type of Activity (continued)**

Process/ Settlement Date	Trade/ Transaction Date	Activity Type	Description	Quantity	Price	Accrued Interest	Amount	Currency
Cash Withdrawals and Deposits (continued)								
05/04/18		ELECTRONIC DEPOSIT USD999997	RECV FR BANK FOR ACH [REDACTED]				246,000.00	USD
05/07/18		ELECTRONIC TRANSACTION USD999997	SEND TO BANK FOR ACH [REDACTED]				-693.04	USD
05/09/18		ELECTRONIC TRANSACTION USD999997	SEND TO BANK FOR ACH [REDACTED]				-693.04	USD
05/14/18		ELECTRONIC TRANSACTION USD999997	SEND TO BANK FOR ACH [REDACTED]				-733.81	USD
05/15/18		ELECTRONIC TRANSACTION USD999997	SEND TO BANK FOR ACH [REDACTED]				-2,428.76	USD
05/24/18		ELECTRONIC TRANSACTION USD999997	SEND TO BANK FOR ACH [REDACTED]				-8,340.93	USD
05/24/18		ELECTRONIC TRANSACTION USD999997	SEND TO BANK FOR ACH [REDACTED]				-4,000.00	USD
05/25/18		ELECTRONIC DEPOSIT USD999997	RECV FR BANK FOR ACH [REDACTED]				246,000.00	USD
05/30/18		ELECTRONIC TRANSACTION USD999997	SEND TO BANK FOR ACH [REDACTED]				-6,147.37	USD
Total Cash Withdrawals and Deposits						\$0.00	\$466,282.95	USD
Total Value of Transactions						\$0.00	\$11.51	USD

The price and quantity displayed may have been rounded.



Fixed Income Analysis

Bond Quality

Bond Quality	Market Value	% of Bond Market Value
Not Rated	13,022,049.02	100%
Total	13,022,049.02	100%

Bond Maturity Schedule



Bond Maturity	Market Value	% of Bond Market Value
Within 1 month	492,930.92	4%
1 to 6 months	990,707.92	8%
7 to 12 months	3,451,325.49	27%
1 to 5 years	8,087,084.69	61%
Total	13,022,049.02	100%

Percentages of bond market values are rounded to the nearest whole percentage.

Bond quality ratings reflect Moody's or Standard and Poor's ratings. Bonds may be rated by other services. Bonds that are in default are not included. Please refer to your Portfolio Holdings section.

You are 100% invested in bonds with a bond quality of Not Rated.

Trades Not Settled

Settlement Date	Trade Date	Activity Type	Description	Quantity	Price	Accrued Interest	Settlement Amount
06/01/18	05/21/18	Buy	MERCANTILE BK MICH GRAND RAPIDS CTF DEP ACT/365 SEMI-ANNUALLY 2.750% 06/01/20 B/E DTD 06/01/18 YLD 2.750 TO	246,000.000	100.0000	0.00	-246,000.00
06/15/18	05/29/18	Buy	PINNACLE BK NASHVILLE TENN CTF DEP ACT/365 MONTHLY 2.550% 12/16/19 B/E DTD 06/15/18 YLD 2.550 TO	248,000.000	100.0000	0.00	-248,000.00
06/13/18	05/30/18	Buy	ALLEGIANCE BK HOUSTON TEX CTF DEP ACT/365 SEMI-ANNUALLY 2.800% 06/15/20 DTD 06/13/18 YLD 2.800 TO	246,000.000	100.0000	0.00	-246,000.00
Total Amount of Trades Not Settled							-\$740,000.00

Messages

Although a money market mutual fund seeks to preserve the value of your investment at \$1 per share, it is possible to lose money by investing in a money market mutual fund. Shares of a money market mutual fund or the balance of a bank deposit product held in your brokerage account may be liquidated upon request with the proceeds credited to your brokerage account. Please see the money market mutual fund's prospectus or the bank deposit product's disclosure document or contact your advisor for additional information. Pursuant to SEC Rule 10b-10(b)(1) confirmations are not sent for purchases into money market mutual funds processed on the sweep platform.

May 1, 2018 - May 31, 2018
MEDINA CITY SCHOOLS**Cash Not Yet Received**

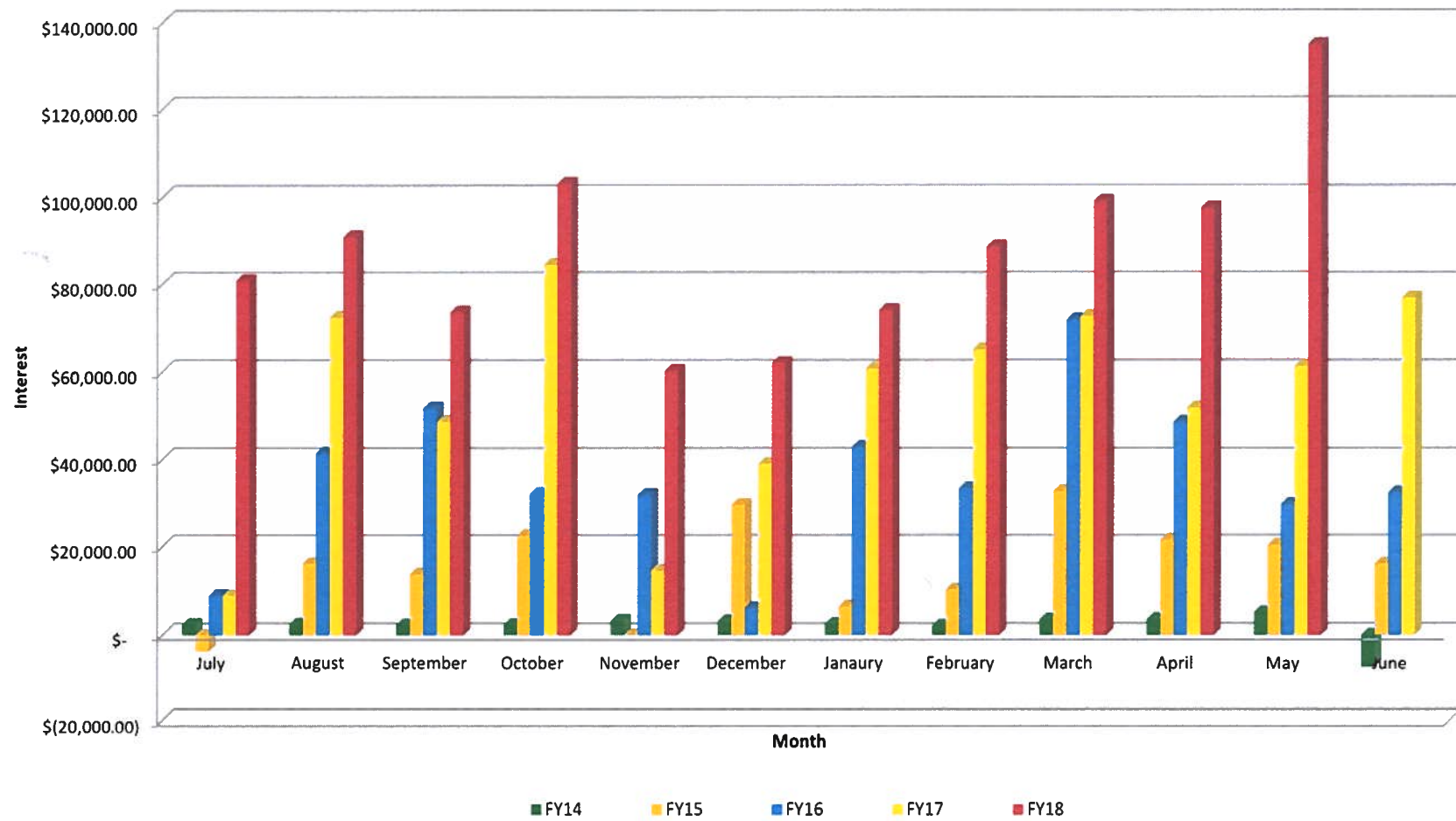
Security	Record Date	Payable Date	Quantity Held	Rate	Dividend Option	Amount of Payment
Interest						
BELMONT BK & TR CO CHICAGO IL CTF DEP ACT/365 MONTHLY	05/22/18	06/06/18	248,000.000	0.001444	Cash	358.07
CATHAY BK LOS ANGELES CALIF CTF DEP ACT/365 MONTHLY	05/23/18	06/07/18	248,000.000	0.001444	Cash	358.07
ENERBANK USA SALT LAKE CITY UTAH CTF DEP ACT/365 MONTHLY	05/31/18	06/15/18	248,000.000	0.001444	Cash	358.07
LEGACYTEXAS BK PLANO CTF DEP ACT/365 MONTHLY	05/24/18	06/08/18	248,000.000	0.001401	Cash	347.54
MAGNOLIA BK INC KY CTF DEP ACT/365 MONTHLY	05/28/18	06/12/18	248,000.000	0.001486	Cash	368.60
MIDLAND STS BK EFFINGHAM ILL CTF DEP ACT/365	05/30/18	06/14/18	248,000.000	0.001571	Cash	389.67
SOUTHWEST NATL BK WICHITA KANS CTF DEP ACT/365 MONTHLY	05/18/18	06/02/18	248,000.000	0.001699	Cash	421.26
STERLING BK POPLAR BLUFF MO CTF DEP ACT/365 MONTHLY	05/24/18	06/08/18	248,000.000	0.001486	Cash	368.60
Total Cash Not Yet Received						\$2,969.88

Assets shown here are not reflected in your account. This information has been received from sources we believe to be reliable. Pershing does not guarantee the accuracy of the information.

Important Information and Disclosures**The Role of Pershing**

- Pershing carries your account as clearing broker pursuant to a clearing agreement with your financial institution. Pershing may accept from your financial institution without inquiry or investigation (i) orders for the purchase and sale of securities and other property and (ii) any other instructions concerning your account. Pershing is not responsible or liable for any acts or omissions of your financial institution or its employees and it does not supervise them. Pershing provides no investment advice nor does it assess the suitability of any transaction or order. Pershing acts as the agent of your financial institution and you agree that you will not hold Pershing or any person controlling or under common control with it liable for any investment losses incurred by you.
- Pershing performs several key functions at the direction of your financial institution. It acts as custodian for funds and securities you may deposit with it directly or through your financial institution or that it receives as the result of securities transactions it processes.
- Your financial institution is responsible for adherence to the securities laws, regulations and rules which apply to it regarding its own operations and the supervision of your account, its sales representatives and other personnel. Your financial institution is also responsible for approving the opening of accounts and obtaining account documents; the acceptance and, in certain instances, execution of securities orders; the assessment of the suitability of those transactions, where applicable; the rendering of investment advice, if any, to you and in general, for the ongoing relationship that it has with you.
- Inquiries concerning the positions and balances in your account may be directed to the Pershing Customer Service Department at (201) 413-3333. All other inquiries regarding

Total Monthly Interest Earnings



F I N A N C I A L S U M M A R Y R E P O R T
Processing Month: May 2018
MEDINA CITY SCHOOL DISTRICT

Fnd	Scc	Description	Beginning Balance	MTD Revenues	FYTD Revenues	MTD Expenditures	FYTD Expenditures	Current Available Balance
001	0000	GENERAL FUND	39,370,833.97	5,340,244.56	71,186,390.31	5,717,410.81	66,006,309.96	44,550,914.32
002	0000	BOND RETIREMENT	1,264,996.56	90,715.30	1,326,753.63	33.36	1,375,960.02	1,215,790.17
002	9000	BOND RETIREMENT - NEW ELE	3,858,326.49	286,831.64	4,247,470.83	120.98	3,528,416.64	4,577,380.68
002	9012	LOCAL SALES TAX RETIREMEN	99,750.00	.00	1,261,668.75	.00	1,261,668.75	99,750.00
002	9014	CONSOLIDATION - ENERGY &	.00	22,000.01	337,987.54	.00	337,987.54	.00
003	0000	PERMANENT IMPROVEMENT FUN	126,628.88	.00	.00	.00	.00	126,628.88
003	9000	PERMANENT IMPROVEMENT FUN	989.14	.00	.00	.00	.00	989.14
003	9001	MEDINA CITY REC CENTER-PE	570,076.43	.00	140,203.83	.00	116,120.95	594,159.31
006	0000	LUNCHROOM FUND	48,061.37	236,372.10	2,095,277.50	199,266.09	2,054,793.12	88,545.75
007	9004	COLLINS SCHOLARSHIP/POST-	42.80	47.92	16,141.80	16,000.00	16,000.00	184.60
007	9110	ART TRUST - GARFIELD	10,064.72	30.42	213.29	.00	.00	10,278.01
007	9111	CHARLES STANGEL SCHOLARSH	.00	.00	500.00	500.00	500.00	.00
007	9333	RIOS STUDENT LEADER SCHOL	26,200.26	83.19	4,840.79	3,750.00	3,750.00	27,291.05
007	9901	BIXLER SCHOLARSHIP FUND	125.00	.00	.00	.00	.00	125.00
008	9002	KANEHL MUSIC TRUST	29,102.27	87.54	669.23	250.00	250.00	29,521.50
008	9003	RICHARD HOFFMAN COLLINS M	607,680.86	.00	12,913.02	38,800.00	38,800.00	581,793.88
008	9112	ELAINE BUSHMAN FUND	17,304.04	36.68	500.62	400.00	400.00	17,404.66
009	9000	STAR	1,246.00	1,197.50	25,523.74	24,859.49	24,859.49	1,910.25
009	9110	UNIFORM SUPPLIES GARFIELD	10,879.47	397.00	4,423.75	303.12	7,023.98	8,279.24
009	9120	UNIFORM SUPPLIES - CANAVA	10,824.08	520.00	9,356.66	.00	12,154.78	8,025.96
009	9130	UNIFORM SUPPLIES - FENN	22,661.05	551.00	10,463.75	216.70	15,356.86	17,767.94
009	9140	UNIFORM SUPPLIES - HERITA	5,210.26	406.00	9,787.73	51.26	10,635.96	4,362.03
009	9160	UNIFORM SUPPLIES - BLAKE	857.73	398.00	13,180.75	367.48	14,019.19	19.29
009	9170	UNIFORM SUPPLIES - RALPH	11,977.26	156.50	15,996.25	247.89	16,137.39	11,836.12
009	9180	UNIFORM SUPPLIES - ELIZA	8,071.03	692.50	11,126.77	.00	13,779.92	5,417.88
009	9200	UNIFORM SUPPLIES - CLAGGE	56,537.37	1,663.90	25,431.06	1,873.75	29,955.24	52,013.19
009	9210	UNIFORM SUPPLIES - A.I. R	12,182.21	52.00	25,771.30	243.35	28,286.23	9,667.28
009	9300	UNIFORM SUPPLIES - SENIOR	41,811.27	2,856.03	142,951.62	10,759.27	106,707.68	78,055.21
009	9304	AVIATION/PHOTOGRAPHY	3.87	.00	.00	.00	.00	3.87
014	9016	MEDINA CNTY JUV DET CNTR	56,092.18	27,370.00	210,061.13	21,516.93	256,165.13	9,988.18
014	9111	CFIT FY11	5,550.01	.00	.00	.00	.00	5,550.01
014	9116	EVOLVE FY 16	69,606.72	50,115.00	588,700.50	41,163.40	587,123.89	71,183.33
016	0000	EMERGENCY LEVY	14,480,996.23	191,736.92	7,356,755.96	261,116.43	3,110,072.87	18,727,679.32
018	0000	PRINT SHOP	6,683.33	.00	.00	.00	.00	6,683.33
018	9000	PUBLIC SCHOOL SUPPORT - S	16.70	.00	.00	.00	.00	16.70
018	9110	PRINCIPAL'S FUND - GARFIE	30,043.47	1,272.35	12,164.63	953.34	5,459.60	36,748.50
018	9111	GARFIELD SCHOOL STORE	866.80	.00	200.00	1,016.80	1,066.80	.00
018	9113	GARFIELD MEDIA CENTER	726.76	8.50	998.45	.00	914.97	810.24
018	9120	PRINCIPAL - CANAVAN	49,481.36	643.00	7,048.40	2,386.29	7,550.68	48,979.08
018	9122	CANAVAN SCHOOL STORE	586.69	.00	.00	.00	.00	586.69
018	9123	BOOK FAIR - CANAVAN	5,280.58	98.98	5,132.17	189.35	8,042.41	2,370.34
018	9130	PRINCIPAL - FENN	37,156.68	.00	11,391.20	727.42	19,183.32	29,364.56
018	9132	FENN SCHOOL STORE	723.07	51.48	525.88	50.00-	5.00	1,243.95
018	9133	BOOK FAIR - FENN	277.47	122.09	294.08	.00	.00	571.55
018	9135	MEDINA SKI TEAM - DISTRIC	5,409.19	.00	3,975.00	.00	5,634.15	3,750.04
018	9140	PRINCIPAL'S FUND - HERITA	28,070.00	1,210.40	16,051.21	1,938.59	10,816.74	33,304.47

Date: 6/12/18

F I N A N C I A L S U M M A R Y R E P O R T
Processing Month: May 2018
MEDINA CITY SCHOOL DISTRICT

Page: 2
(FINSUM)

Fnd	Sc	Description	Beginning Balance	MTD Revenues	FYTD Revenues	MTD Expenditures	FYTD Expenditures	Current Available Balance
018	9143	HERITAGE MEDIA CENTER	15,375.04	67.98	4,896.86	169.92	13,994.85	6,277.05
018	9160	PRINCIPAL'S FUND - H G BL	42,009.07	4,187.00	15,935.04	2,108.84	8,983.33	48,960.78
018	9161	LEADER IN ME - BLAKE	7,394.06	.00	.00	.00	.00	7,394.06
018	9163	BLAKE MEDIA CENTER	17,218.27	30.94	6,120.74	.00	5,821.65	17,517.36
018	9170	PRINCIPALS FUND - RALPH W	74,315.89	17.00	13,860.80	6,732.17	15,815.85	72,360.84
018	9171	WAITE SCHOOL STORE	50.00	.00	.00	.00	.00	50.00
018	9173	MEDIA CENTER RALPH WAITE	5,360.91	68.00	8,690.17	299.47	8,602.02	5,449.06
018	9174	FIELD TRIPS RALPH WAITE E	15,209.72	.00	.00	.00	.00	15,209.72
018	9180	PRINCIPALS FUND ELIZA NOR	43,613.19	769.00	9,564.60	490.04	5,531.06	47,646.73
018	9181	NORTHROP ELEMENTARY SCHOO	1,745.95	.00	.00	.00	125.00	1,620.95
018	9183	MEDIA CENTER ELIZA NORTHR	7,702.33	.00	5,521.93	.00	4,920.27	8,303.99
018	9184	FIELD TRIPS ELIZA NORTHR	146.00	.00	.00	.00	.00	146.00
018	9200	PRINCIPAL'S FUND - CLAGGE	84,752.98	438.50	16,546.82	3,133.45	20,419.18	80,880.62
018	9203	CLAGGETT M.S. MEDIA CENTE	4,507.83	105.64	4,071.77	.00	3,183.50	5,396.10
018	9210	PRINCIPAL'S FUND - ROOT M	13,333.52	587.50	35,574.77	6.08	10,422.04	38,486.25
018	9211	ROOT M.S. MEDIA CENTER	9,038.70	67.87	3,954.84	.00	3,266.61	9,726.93
018	9212	ROOT M.S. - WASHINGTON TR	355.00	.00	.00	.00	.00	355.00
018	9213	SPECIAL FUNDRAISER - ROOT	12,631.96	.00	.00	.00	12,631.94	.02
018	9300	PRINCIPAL'S FUND - SENIOR	43,812.78	2,989.29	32,138.62	1,904.26	26,709.42	49,241.98
018	9301	MEDIA CENTER FUND	1,407.80	93.88	127.81	.00	221.85	1,313.76
018	9302	SPECIAL FUNDRAISER - SENI	37,086.18	.00	.00	.00	.00	37,086.18
018	9303	PERFORMING ARTS	101,955.40	9,964.00	24,473.80	9,888.36	36,096.39	90,332.81
018	9304	BUZZ	14,196.01	818.22	9,467.65	418.81	6,915.05	16,748.61
018	9305	FLEXIBLE CREDIT FUND	7,334.56	.00	150.00	.00	.00	7,484.56
018	9900	INSERVICE - CENTRAL	3,702.01	.00	.00	.00	.00	3,702.01
018	9901	PUBLIC SCHOOL SUPPORT - I	5,383.72	3,410.00	3,963.00	105.00	824.95	8,521.77
018	9902	INSERVICE - SUPERINTENDEN	24,720.92	.00	.00	.00	.00	24,720.92
018	9903	BOARD/STUDENT DEVELOPMENT	2,800.00	.00	.00	.00	.00	2,800.00
018	9904	WELLNESS FUND	502.00	.00	.00	.00	.00	502.00
018	9905	PUBLIC SCHOOL SUPPORT/STU	54,192.50	.00	8,000.00	.00	7,055.87	55,136.63
018	9906	COMMUNICATIONS - PUBLIC S	1,752.19	120.00	5,342.00	203.36	4,927.07	2,167.12
018	9910	MAINTENANCE DEPARTMENT	3,902.36	.00	.00	.00	.00	3,902.36
018	9920	TRSP FUND	1,944.18	127.70	482.25	.00	184.93	2,241.50
018	9930	Resource Connection	1,500.00	.00	.00	.00	.00	1,500.00
019	9000	ADAMH GRANT	642.00	.00	6,000.00	513.00	5,320.00	1,322.00
019	9008	MCDAC GRANT FY18	.00	.00	82,368.00	12,733.34	130,242.24	47,874.24
019	9018	LOWE'S LIGHT UP GARFIELD	48.08	.00	.00	.00	.00	48.08
019	9020	RIF PROGRAM GRANT - NORTH	400.73	.00	.00	.00	.00	400.73
019	9021	JENNINGS - BLAKE - BRYNIA	.82	.00	.00	.00	.00	.82
019	9023	PUBLIC EDUCATION LEADERSH	.01	.00	.00	.00	.00	.01
019	9029	MARTHA HOLDEN JENNINGS GR	6.82	.00	.00	.00	.00	6.82
019	9030	PERFORMANCE BASED ASSESSM	79.76	.00	.00	.00	.00	79.76
019	9031	PBA FY11	256.96	.00	.00	.00	.00	256.96
019	9113	ACS-HACH CHEMISTRY GRANT	96.34	.00	.00	.00	.00	96.34
019	9180	PPG INNOVATIVE CLASSROOM	15.31	.00	.00	.00	.00	15.31
019	9213	VIDEO CLUB GRANT - MHS	2.82	.00	.00	.00	.00	2.82

Date: 6/12/18

F I N A N C I A L S U M M A R Y R E P O R T
Processing Month: May 2018
MEDINA CITY SCHOOL DISTRICT

Page: 3
(FINSUM)

End	Sc	Description	Beginning Balance	MTD Revenues	FYTD Revenues	MTD Expenditures	FYTD Expenditures	Current Available Balance
019	9300	MARTHA HOLDEN JENNINGS -	.00	.00	3,000.00	.00	3,000.00	.00
019	9313	JENNINGS - NORTHROP - MIL	13.86	.00	.00	.00	.00	13.86
019	9413	3M AND OTHER GRANT	152.03	.00	.00	.00	.00	152.03
019	9513	NEA STUDENT ACHIEVEMENT G	191.88	.00	.00	.00	.00	191.88
019	9613	FUEL UP - CONDOSTA - ROOT	492.05	.00	.00	.00	.00	492.05
019	9715	FUEL UP - BLAKE	23.82	.00	.00	.00	.00	23.82
020	9001	TRANSPORTATION ENTERPRISE	51,296.71	1,184.05	14,576.09	171.38	4,975.63	60,897.17
022	9000	Unclaimed funds	27,461.10	6.00-	4,895.08	.00	331.25	32,024.93
022	9093	DIVERSION PROGRAM FED MON	1,000.00	.00	.00	.00	.00	1,000.00
022	9094	DIVERSION PROGRAM - FED.	1,000.00	.00	.00	.00	.00	1,000.00
022	9300	OH HIGH SCHOOL ATH ASSOC	1,053.98	10,321.89	38,628.89	293.97	33,655.81	6,027.06
024	9001	MEDICAL AND DRUG/SELF INS	6,269,529.07	720,599.22	7,848,808.82	808,578.42	7,204,460.34	6,913,877.55
024	9002	DENTAL SELF INSURANCE FUN	361,631.41	56,001.89	608,911.18	56,179.21	613,001.10	357,541.49
024	9094	FLEX PRO	59,014.82	20,683.48	183,848.60	11,875.41	168,643.80	74,219.62
027	0000	WORKMANS COMP.-SELF INS	181,567.56	11,343.00	132,131.60	8,836.94	190,035.23	123,663.93
071	9013	LOCAL SALES TAX PERMANENT	3,132,294.11	.00	3,160,041.07	41,542.71	2,516,773.15	3,775,562.03
200	9110	GARFIELD STUDENT COUNCIL/	1,275.31	2.21	18.88	.00	548.82	745.37
200	9121	ELLA CANAVAN STUDENT COUN	936.98	3.12	530.82	.00	411.97	1,055.83
200	9134	FENN STUDENT BUSINESS	8.49	.03	.18	.00	.00	8.67
200	9140	STUDENT COUNCIL - HERITAG	147.71	.45	3.14	.00	.00	150.85
200	9184	NORTHROP ELEMENTARY STUDE	47.29	.14	.99	.00	.00	48.28
200	9185	K-KIDS KIWANIS ACTIVITY C	4,690.39	18.20	2,347.35	.00	887.73	6,150.01
200	9202	CLAGGETT MIDDLE SCH. STUD	3,420.21	7.09	4,295.91	992.51	5,537.36	2,178.76
200	9204	CLAGGETT MIDDLE SCHOOL CH	474.76	1.43	10.06	.00	.00	484.82
200	9205	CLAGGETT MIDDLE SCH. BUIL	1,687.09	5.84	356.78	92.79	92.79	1,951.08
200	9209	CLAGGETT MIDDLE SCHOOL DR	16,602.63	58.05	7,088.70	.00	4,076.34	19,614.99
200	9252	CHEERLEADERS - ROOT M.S.	40.52	.13	.87	.00	.00	41.39
200	9253	BUILDERS' CLUB - ROOT M.S	3,173.55	10.47	362.56	.00	.00	3,536.11
200	9254	HONORS ACADEMY - ROOT	1,357.05	1,071.61	3,480.22	815.94	1,200.94	3,636.33
200	9256	DRAMA CLUB - ROOT M.S.	4,025.46	13.77	1,810.83	.00	1,186.50	4,649.79
200	9257	ENVIRONMENTAL CLUB - ROOT	193.79	.00	1.40	.00	195.19	.00
200	9258	STUDENT COUNCIL - ROOT M.	2,262.74	7.93	2,318.61	.00	1,902.63	2,678.72
200	9301	YOUNG AMERICANS FOR FREED	2,572.40	11.23	3,649.17	3,100.00	3,100.00	3,121.57
200	9302	ART CLUB	133.59	.41	30.89	.00	28.00	136.48
200	9303	INTERNATIONAL CULTURAL EX	361.39	.61	6.05	.00	161.84	205.60
200	9304	CAREER ASSOCIATION	242.25	.00	1.20	.00	243.08	.37
200	9305	CHEMCLUB	729.72	2.85	401.75	.00	167.39	964.08
200	9306	OPERATION SMILE	5.00	.32	224.07	.00	119.92	109.15
200	9307	CHOIR	48,901.35	12,419.30	24,531.22	576.00	17,067.31	56,365.26
200	9308	COMPUTER CLUB	71.61	.00	.25	.00	71.86	.00
200	9309	IMPROVE CLUB	270.18	.82	5.72	.00	.00	275.90
200	9310	DELTA EPSILON PHI - NAT'L	.45	.00	.00	.00	.00	.45
200	9312	DRAMA CLUB	35,932.97	78.40	13,086.55	7,469.69	17,401.30	31,618.22
200	9315	FELLOWSHIP OF CHRISTIAN A	276.12	1.20	292.75	.00	161.82	407.05
200	9316	FRENCH CLUB	8.71	.00	.00	.00	8.71	.00
200	9318	GIRLS LEADERSHIP CLUB	3,154.65	15.15	2,860.40	.00	898.17	5,116.88

Date: 6/12/18

F I N A N C I A L S U M M A R Y R E P O R T
Processing Month: May 2018
MEDINA CITY SCHOOL DISTRICT

Page: 4
(FINSUM)

Fnd	Scc	Description	Beginning Balance	MTD Revenues	FYTD Revenues	MTD Expenditures	FYTD Expenditures	Current Available Balance
200	9321	KEY CLUB	26,408.12	112.17	15,331.30	2,605.83	4,407.93	37,331.49
200	9323	MEDINAMITE	411.25	292.20	928.99	314.00	751.48	588.76
200	9324	MEDINIAN	25,424.46	357.83	15,575.98	.00	7,891.72	33,108.72
200	9325	MHS BAND	22,024.92	53.15	13,582.67	4,835.77	18,195.58	17,412.01
200	9326	NATIONAL HONOR SOCIETY	9,211.36	64.43	4,018.36	1,427.24	1,907.13	11,322.59
200	9327	ORCHESTRA	21,549.16	1,402.56	3,432.45	.00	512.50	24,469.11
200	9330	SCIENCE OLYMPIAD CLUB	136.51	877.05	2,147.20	197.42	334.40	1,949.31
200	9331	SKI CLUB	2.90	.01	.06	.00	.00	2.96
200	9332	SPANISH CLUB	8,512.58	780.91	5,162.48	750.00	3,232.38	10,442.68
200	9333	STUDENT COUNCIL	39,753.53	1,041.82	41,852.75	2,858.75	37,493.09	44,113.19
200	9334	WORK STUDY CLUB	5,297.94	.00	18.26	.00	5,316.20	.00
200	9335	LATIN CLUB	1,660.53	306.59	5,613.43	.00	4,980.32	2,293.64
200	9336	INTERACT ORGANIZATION	1,607.69	.00	5.54	.00	1,613.23	.00
200	9337	AMERICAN SIGN LANGUAGE CL	166.14	.75	150.58	.00	62.55	254.17
200	9339	SPEECH/DEBATE CLUB	18,632.11	509.42	21,490.40	2,277.50	23,822.31	16,300.20
200	9340	S. A. D. D.	1,553.99	4.95	600.95	.00	481.38	1,673.56
200	9345	INTERNATIONAL CLUB	4,777.49	.00	16.47	.00	4,793.96	.00
200	9346	PENGUIN BOWL/NOSB	257.09	.78	506.37	.00	500.00	263.46
200	9350	TECHNOLOGY CLUB	124.72	201.30	2,212.31	.00	1,854.27	482.76
200	9351	THE JUNIOR STATESMEN OF A	1,190.32	.00	4.11	.00	1,194.43	.00
200	9352	VIDEO CLUB - SR HI	6,912.25	17.91	195.32	.00	1,057.25	6,050.32
200	9353	CHINESE CLUB	730.31	2.69	275.36	.00	97.72	907.95
200	9355	GENDER AND SEXUALITY ALLI	1,280.92	14.32	1,037.29	.00	1,009.24	1,308.97
200	9380	V O F T	31,641.16	76.70	2,288.82	3,282.48	8,727.96	25,202.02
200	9416	CLASS OF 2016	2,452.99	.00	6.62-	.00	2,446.37	.00
200	9417	CLASS OF 2017	4,071.58	.00	14.04	.00	4,085.62	.00
200	9418	CLASS OF 2018	23,183.56	22.77	1,909.53	.00	17,402.02	7,691.07
200	9419	CLASS OF 2019	3,984.75	25,299.81	45,884.15	30,688.78	42,875.40	6,993.50
200	9420	CLASS OF 2020	2,025.20	12.03	2,127.22	.00	89.83	4,062.59
200	9421	CLASS OF 2021	.00	4.53	1,559.66	.00	29.85	1,529.81
200	9999	GENERIC STUDENT ACTIV. FD	.01	.00	.00	.00	.00	.01
300	0000	ATHLETIC FUND	195,045.47	12,672.61	329,055.06	32,825.02	354,294.39	169,806.14
300	9110	GARFIELD FIELD TRIPS	.00	621.15	2,411.15	297.08	2,517.50	106.35-
300	9120	CANAVAN FIELD TRIP	.00	622.50	6,310.50	4,302.00	5,668.00	642.50
300	9121	WORLD WATCHER'S CLUB	7,362.04	.00	.00	.00	.00	7,362.04
300	9130	FENN FIELD TRIPS	.00	12.00	7,135.75	462.00	6,766.11	369.64
300	9140	HERITAGE FIELD TRIPS	.00	665.00	5,985.50	427.00	5,720.00	265.50
300	9160	BLAKE FIELD TRIPS	170.00	707.00	7,691.00	2,747.83	9,013.83	1,152.83-
300	9170	WAITE FIELD TRIPS	1,272.00	240.00	9,444.00	521.41	11,457.66	741.66-
300	9180	NORTHROP FIELD TRIPS	269.67	1,491.00	8,032.80	917.92	3,621.85	4,680.62
300	9201	CLAGGETT MIDDLE SCH. BAND	26,295.12	.00	17,929.23	2,450.50	16,580.38	27,643.97
300	9202	CLAGGETT MIDDLE SCH. ORCH	258.00	.00	.00	.00	.00	258.00
300	9203	CLAGGETT MIDDLE SCHOOL LI	370.00	.00	.00	.00	.00	370.00
300	9204	CLAGGETT M.S. CHOIR FUND	634.10	.00	.00	.00	.00	634.10
300	9208	CLAGGETT - 6TH GRADE TRIP	27,839.95	17,317.50	98,562.50	.00	97,288.79	29,113.66
300	9250	ROOT M.S. BAND FUND	17,270.76	.00	13,817.00	1,573.99	11,995.38	19,092.38

Date: 6/12/18

F I N A N C I A L S U M M A R Y R E P O R T
Processing Month: May 2018
MEDINA CITY SCHOOL DISTRICT

Page: 5
(FINSUM)

Fnd	Sc	Description	Beginning Balance	MTD Revenues	FYTD Revenues	MTD Expenditures	FYTD Expenditures	Current Available Balance
300	9251	ROOT M.S. ORCHESTRA FUND	1,228.15	.00	10.50	.00	.00	1,238.65
300	9252	ROOT M.S. CHOIR FUND	3,270.15	.00	.00	.00	.00	3,270.15
300	9253	ROOT M.S. BEEHIVE	407.27	121.45	902.87	.00	368.98	941.16
300	9258	ROOT - DISTRICT SUPERVISE	99,129.46	72,305.50	121,953.50	9,204.00	112,112.10	108,970.86
300	9259	ROOT DANCE TEAM	528.00	.00	.00	.00	528.00	.00
300	9301	BOWLING CLUB	.00	.00	3,200.00	.00	3,200.00	.00
300	9302	MENS VOLLEYBALL	8,302.21	1,373.00	6,274.75	1,256.52	2,615.67	11,961.29
300	9303	HUDDLE/SHUDDLE	1,502.31	.00	1,540.00	285.00	1,112.21	1,930.10
300	9304	LINK CREW	4,010.40	1,680.00	1,680.00	.00	2,212.87	3,477.53
300	9305	MHS DANCE TEAM	1,450.54	.00	.00	.00	1,450.54	.00
300	9313	DRAMA/MUSICAL	11,987.17	.00	9,806.16	.00	10,723.82	11,069.51
300	9325	MHS BAND TRIP	7,854.12	.00	.00	.00	682.92	7,171.20
300	9334	BEEHIVE CAFE	18,441.36	892.34	16,207.00	809.95	16,511.78	18,136.58
300	9380	V O F T	640.58	.00	.00	.00	640.58	.00
300	9390	GLOBAL TRIPS	.00	.00	2,485.00	.00	2,485.00	.00
300	9410	SPARKLE CHEERLEADING	.00	1,768.10	1,768.10	.00	.00	1,768.10
401	9016	AUXILIARY FUNDS/ST FRANCI	7,447.55	.00	.00	.00	7,447.55	.00
401	9017	AUXILIARY FUNDS/ST FRANCI	59,831.48	.00	3,436.20-	.00	56,357.87	37.41
401	9018	AUXILIARY FUNDS/ST FRANCI	.00	429.94	384,343.73	10,885.68	241,450.38	142,893.35
401	9026	AUX FUNDS NURTURY	5,654.05	.00	.00	.00	5,654.05	.00
401	9027	AUX FUNDS NURTURY	1,366.99	.00	2.05	.00	1,296.14	72.90
401	9028	AUX FUNDS NURTURY	.00	.00	2,731.10	.00	2,731.10	.00
401	9036	AUX FUNDS MCA	2,560.07	.00	.00	.00	2,560.07	.00
401	9037	AUX FUNDS MCA	34,290.21	.00	323.52	.00	34,674.10	60.37-
401	9038	AUX FUNDS MCA	.00	109.23	169,936.54	7,091.67	134,576.47	35,360.07
401	9046	AUX FUNDS KIDS COUNTRY	1,234.24	.00	.00	.00	1,234.24	.00
401	9047	AUX FUNDS KIDS COUNTRY	6,177.86	.00	10.27	.00	6,355.16	167.03-
401	9048	AUX FUNDS KIDS COUNTRY	.00	34.27	11,578.63	.00	.00	11,578.63
401	9066	SM WONDERS	1,644.12	.00	.00	.00	.00	1,644.12
432	9097	MANAGE. INFO. SYS. FUND	.80	.00	.00	.00	.00	.80
450	9008	SCHOOLNET PLUS FY2008: GR	1.00	.00	.00	.00	.00	1.00
451	9013	CONNECTIVITY 2013	800.00	.00	.00	.00	.00	800.00
451	9018	CONNECTIVITY FY18	.00	.00	19,800.00	.00	19,236.00	564.00
452	9008	SCHOOLNET PROFESSIONAL DE	66.15	.00	.00	.00	.00	66.15
463	9017	ALT ED	219.48	.00	.00	.00	219.48	.00
499	9012	INTERN PSYCH FY12	45.81	.00	.00	.00	.00	45.81
499	9013	INTERN PSYCH FY13	39.97	.00	.00	.00	.00	39.97
499	9024	LOCAL GOVERNMENT INNOVATI	7,750.00	.00	.00	.00	.00	7,750.00
499	9039	INTERN PSYCHOLOGIST GRANT	2.20	.00	.00	.00	.00	2.20
499	9112	E-TECH BLENDED LEARNING G	321.71	.00	.00	.00	.00	321.71
506	9014	RESIDENT EDUCATOR GRANT	950.00	.00	.00	.00	.00	950.00
516	9015	TITLE VI-B	2,690.82	.00	.00	.00	.00	2,690.82
516	9016	TITLE VI-B	229.90	.00	.00	.00	.00	229.90
516	9017	TITLE VI-B	3,926.79	.00	213,979.27	.00	217,906.06	.00
516	9018	TITLE VI-B	.00	158,300.85	1,027,223.17	104,744.32	1,129,016.91	101,793.74-
551	9118	TITLE III LEP	.00	.00	10,743.48	.00	10,743.48	.00

Date: 6/12/18

F I N A N C I A L S U M M A R Y R E P O R T
Processing Month: May 2018
MEDINA CITY SCHOOL DISTRICT

Page: 6
(FINSUM)

Fnd	Scc	Description	Beginning Balance	MTD Revenues	FYTD Revenues	MTD Expenditures	FYTD Expenditures	Current Available Balance
572	9017	TITLE I	41,715.90	.00	112,623.24	.00	154,339.14	.00
572	9018	TITLE I	.00	61,025.74	307,024.55	34,932.50	340,801.53	33,776.98-
572	9116	TITLE I-D	2.83	.00	.00	.00	.00	2.83
572	9117	TITLE I-D	31,914.47	.00	87,811.70	.00	119,726.17	.00
572	9118	TITLE I-D	.00	4,556.99	32,535.35	2,433.19	34,878.59	2,343.24-
587	9017	PRESCHOOL	4,661.62	.00	3,621.22	.00	8,282.84	.00
587	9018	PRESCHOOL	.00	5,129.21	23,811.12	9,944.92	33,588.70	9,777.58-
590	9017	TITLE II-A	3,719.83	.00	.00	.00	3,719.83	.00
590	9018	TITLE II-A	.00	.00	88,884.61	3,041.14	101,185.18	12,300.57-
599	9018	TITLE IV-A STUDENT SUPPOR	.00	1,435.64	8,626.27	1,179.86	9,806.13	1,179.86-
		Grand Total All Funds	72,792,031.29	7,490,657.02	104860,964.67	7,607,202.28	93708,991.96	83944,004.00
		Total Invested Funds	.00					

Date: 6/12/2018

C H E C K R E G I S T E R
Processing Month: May 2018
MEDINA CITY SCHOOL DISTRICT

Page: 1
(CHKREG)

Check#	Check Date	Org Sta	Vendor Paid	Check Amount	Status Date
008137	05/07/2018	M/V	MEMO-MCSD SELF INS. MEDICAL	355.99	05/07/2018
008138	05/07/2018	M/M	MEMO - U.S. BANK PURCHASE CARD	26,436.47	
008139	05/07/2018	M/M	MEMO - U.S. BANK PURCHASE CARD	355.99	
008140	05/08/2018	M/M	GORDON FOOD SERVICE	5,114.74	
008141	05/08/2018	M/M	GORDON FOOD SERVICE	124.10	
008142	05/11/2018	M/M	OHIO DEPT OF ED - MEMO CK	116,830.76	
008143	05/11/2018	M/M	MEMO MET LIFE INSURANCE	4,741.08	
008144	05/09/2018	M/M	MEMO MET LIFE INSURANCE	56,179.21	
008145	05/01/2018	M/M	MEMO - MEDICAL MUTUAL	117,613.88	
008146	05/03/2018	M/M	MEMO - MEDICAL MUTUAL	91,549.57	
008147	05/08/2018	M/M	MEMO - MEDICAL MUTUAL	188,803.73	
008148	05/15/2018	M/M	MEMO - MEDICAL MUTUAL	135,206.90	
008149	05/14/2018	M/M	GORDON FOOD SERVICE	4,852.36	
008150	05/14/2018	M/M	GORDON FOOD SERVICE	33.80	
008151	05/08/2018	M/M	GORDON FOOD SERVICE	.10	
008152	05/11/2018	M/M	MEMO --S T R S	72,992.83	
008153	05/11/2018	M/M	MEMO --S E R S	3,714.69	
008154	05/11/2018	M/M	MEMO -MEDINA CITY SCHOOLS	315,636.15	
008155	05/11/2018	M/M	MEMO - HUNTINGTON NAT'L BANK	26,956.46	
008156	05/11/2018	M/M	MEMO - BUREAU WORK COMP	5,519.40	
008157	05/17/2018	M/M	ARBITERPAY	3,500.00	
008158	05/22/2018	M/M	MEMO - MEDICAL MUTUAL	149,219.41	
008159	05/21/2018	M/M	GORDON FOOD SERVICE	4,200.43	
008160	05/21/2018	M/M	GORDON FOOD SERVICE	159.20	
008161	05/25/2018	M/M	SYSCO CLEVELAND INC	31,215.81	
008162	05/25/2018	M/M	SYSCO CLEVELAND INC	872.79	
008163	05/25/2018	M/M	OHIO DEPT OF ED - MEMO CK	120,363.76	
008164	05/21/2018	T/T	MEMO -MEDINA CITY SCHOOLS	22,000.01	
008165	05/21/2018	T/T	MEMO -MEDINA CITY SCHOOLS	947.85	
008166	05/31/2018	M/M	MEMO - BUREAU WORK COMP	8,836.94	
008167	05/30/2018	M/M	MEMO - MEDICAL MUTUAL	126,184.93	
008168	05/31/2018	M/M	GORDON FOOD SERVICE	151.20	
008169	05/31/2018	M/M	GORDON FOOD SERVICE	89.14	
008170	05/31/2018	M/M	GORDON FOOD SERVICE	29.90	
008171	05/25/2018	M/M	MEMO --S T R S	76,721.81	
008172	05/25/2018	M/M	MEMO --S E R S	3,714.69	
008173	05/25/2018	M/M	MEMO -MEDINA CITY SCHOOLS	316,357.00	
008174	05/25/2018	M/M	MEMO - HUNTINGTON NAT'L BANK	28,436.06	
008175	05/25/2018	M/M	MEMO - BUREAU WORK COMP	5,823.60	
008176	05/31/2018	M/M	MEMO - P & A ADMINISTRATIVE	11,875.41	
008177	05/24/2018	M/M	ARBITERPAY	2,000.00	
008178	05/31/2018	M/M	STRS	515,136.00	
008179	05/31/2018	M/M	SERS - MEMO	124,834.00	
622386	05/08/2018	W/R	MOUNTAIN HOME BIOLOGICAL INC	120.30	05/15/2018
622387	05/08/2018	W/R	ABECEDARIAN ABC LLC	126.50	05/14/2018
622388	05/08/2018	W/R	ADLER TEAM SPORTS	2,688.10	05/30/2018
622389	05/08/2018	W/R	ADVANCE AUTO PARTS	195.63	05/14/2018
622390	05/08/2018	W/R	AGRICULTURAL DESIGN INC	1,550.00	05/15/2018
622391	05/08/2018	W/R	AKRON RUBBERDUCKS	246.00	05/22/2018
622392	05/08/2018	W/R	ANGELA NUCKOLS	1,020.00	05/08/2018
622393	05/08/2018	W/R	ANGIE SELLARS	177.14	05/08/2018
622394	05/08/2018	W/R	ANTHONY BELSITO	486.00	05/10/2018

Date: 6/12/2018

C H E C K R E G I S T E R
Processing Month: May 2018
MEDINA CITY SCHOOL DISTRICT

Page: 2
(CHKREG)

Check#	Check Date	Org Sta	Vendor Paid	Check Amount	Status Date
622395	05/08/2018	W/R	APOLLO PEST CONTROL COMPANY	568.00	05/14/2018
622396	05/08/2018	W/R	APPLIED MSS	10.00	05/11/2018
622397	05/08/2018	W/R	ARMSTRONG	544.51	05/11/2018
622398	05/08/2018	W/R	ARMSTRONG CABLE	59.95	05/11/2018
622399	05/08/2018	W/R	BARNES & NOBLE BOOKSELLERS,	615.88	05/15/2018
622400	05/08/2018	W/R	BEREA-MIDPARK HIGH SCHOOL	300.00	05/11/2018
622401	05/08/2018	W/R	BLICK ART MATERIALS LLC	220.91	05/14/2018
622402	05/08/2018	W/R	NORTHERN TOOL & EQUIPMENT	604.91	05/14/2018
622403	05/08/2018	W/R	BOOKSOURCE	873.23	05/14/2018
622404	05/08/2018	W/R	DAIRYMENS	5,448.52	05/11/2018
622405	05/08/2018	W/R	BSN SPORTS LLC	119.34	05/14/2018
622406	05/08/2018	W/R	BUCKEYE LOCAL SCHOOL DISTRICT	100.00	05/17/2018
622407	05/08/2018	W/R	BUEHLER'S MARKETS	317.01	05/11/2018
622408	05/08/2018	W/R	BUZZARD TOOLS LLC	21.19	05/14/2018
622409	05/08/2018	W/R	C MARTIN TRUCKING	1,262.02	05/25/2018
622410	05/08/2018	W/R	CARDINAL BUS SALES &	924.54	05/14/2018
622411	05/08/2018	W/R	CAROLINA BIOLOGICAL SUPPLY CO.	2,167.26	05/14/2018
622412	05/08/2018	W/R	CENTERRA CO-OP	19,119.89	05/15/2018
622413	05/08/2018	W/R	CHERYL BELL	96.01	05/08/2018
622414	05/08/2018	W/R	CHRISTINA M HEINTZ	28.99	05/08/2018
622415	05/08/2018	W/R	CINDY GRICE	48.68	05/08/2018
622416	05/08/2018	W/R	CINTAS CORPORATION	735.88	05/14/2018
622417	05/08/2018	W/R	CINTAS FIRST AID & SAFETY	149.24	05/14/2018
622418	05/08/2018	W/R	CITY OF MEDINA	13,694.71	05/11/2018
622419	05/08/2018	W/R	CLEVELAND INTER. FILM FESTIVAL	245.00	05/30/2018
622420	05/08/2018	W/R	CLEVELAND MUSEUM OF NAT.HIST.	462.00	05/24/2018
622421	05/08/2018	W/R	CLEVELAND PLUMBING	70.26	05/10/2018
622422	05/08/2018	W/R	COMDOC, INC.	204.90	05/11/2018
622423	05/08/2018	W/R	CPM EDUCATIONAL PROGRAM	488.21	05/22/2018
622424	05/08/2018	W/R	CROWN TROPHY OF MEDINA	55.84	05/11/2018
622425	05/08/2018	W/R	DANIEL SMITH	36.20	05/08/2018
622426	05/08/2018	W/R	DEBBRA LANEVILLE	61.35	05/08/2018
622427	05/08/2018	W/R	DISCOUNT SCHOOL SUPPLY	317.30	05/15/2018
622428	05/08/2018	W/R	DMO FOOD EQUIPMENT	401.42	05/15/2018
622429	05/08/2018	W/R	EASY GRAPHICS CORP	471.54	05/14/2018
622430	05/08/2018	W/R	ELIZABETH KOVAL	19.00	05/08/2018
622431	05/08/2018	W/R	ELIZABETH RISSMILLER	1,015.00	05/08/2018
622432	05/08/2018	W/R	FEDERAL EXPRESS CORP	31.62	05/14/2018
622433	05/08/2018	W/R	FOLLETT SCHOOL SOLUTIONS INC	404.73	05/14/2018
622434	05/08/2018	W/R	FRAN SCHOEN	6,912.00	05/14/2018
622435	05/08/2018	W/R	FREY SCIENTIFIC	750.12	05/16/2018
622436	05/08/2018	W/R	FRONTIER	5,567.21	05/14/2018
622437	05/08/2018	W/R	NAPA AUTOMOTIVE PARTS & SERVIC	286.32	05/14/2018
622438	05/08/2018	W/R	GOODWILL INDUSTRIES AKRON INC	6,188.00	05/08/2018
622439	05/08/2018	W/R	GORDON FOOD SERVICE	134.97	05/14/2018
622440	05/08/2018	W/R	GORDON FOOD SERVICE	7.99	05/14/2018
622441	05/08/2018	W/R	GREATER MEDINA CHAMBER	36.00	05/17/2018
622442	05/08/2018	W/R	HEALTHCARE BILLING SERVICES	15.60	05/11/2018
622443	05/08/2018	W/R	HOME DEPOT	79.63	05/14/2018
622444	05/08/2018	W/R	ICE CREAM SPECIALTIES INC	1,511.85	05/10/2018
622445	05/08/2018	W/R	IMPACT GROUP PUBLIC RELATIONS	675.00	05/16/2018
622446	05/08/2018	W/R	INNOVATIVE SOLUTIONS	1,990.00	05/11/2018

Date: 6/12/2018

C H E C K R E G I S T E R
Processing Month: May 2018
MEDINA CITY SCHOOL DISTRICT

Page: 3
(CHKREG)

Check#	Check Date	Org Sta	Vendor Paid	Check Amount	Status Date
622447	05/08/2018	W/R	JENNIFER ENGLER	129.20	05/08/2018
622448	05/08/2018	W/R	JOHN S GRIMM, INC.	67.65	05/14/2018
622449	05/08/2018	W/R	JOHN WESTFALL JR	14.87	05/08/2018
622450	05/08/2018	W/R	JOSH HALL	90.00	05/11/2018
622451	05/08/2018	W/R	JOSHEN PAPER & PACKAGING	1,697.47	05/11/2018
622452	05/08/2018	W/R	JOSTEN'S INC	2,333.48	05/14/2018
622453	05/08/2018	W/R	JS PRINTING	314.00	05/16/2018
622454	05/08/2018	W/R	KIM HALLOCK	114.44	05/08/2018
622455	05/08/2018	W/R	KOKOSING MATERIALS, INC.	429.00	05/11/2018
622456	05/08/2018	W/R	KOTECKI FAMILY MEMORIALS	3,100.00	05/14/2018
622457	05/08/2018	W/R	KRISTI CRANE	95.94	05/08/2018
622458	05/08/2018	W/R	LANGUAGE LEARNING ASSOCIATES	18,077.50	05/08/2018
622459	05/08/2018	W/R	LAURA HOUGH	104.86	05/08/2018
622460	05/08/2018	W/R	LAUREL SCHOOL	225.00	05/31/2018
622461	05/08/2018	W/R	LIFETOUCH NATIONAL SCHOOLS	170.00	05/14/2018
622462	05/08/2018	W/R	LINDA CORNELL	97.05	05/08/2018
622463	05/08/2018	W/R	LORI S KELLY	2,684.00	05/08/2018
622464	05/08/2018	W/R	M.C. DJ SERVICES, INC.	1,650.00	05/23/2018
622465	05/08/2018	W/R	MACKIN EDUCATIONAL RESOURCES	299.47	05/15/2018
622466	05/08/2018	W/R	MANDY RIEGLER	15.25	05/08/2018
622467	05/08/2018	W/R	MARS ELECTRIC CO.	56.90	05/10/2018
622468	05/08/2018	W/R	McKINLEY MUSEUM OF HISTORY	392.00	05/14/2018
622469	05/08/2018	W/R	MCS FOOD SERVICE DEPT.	170.78	05/09/2018
622470	05/08/2018	W/W	MEDINA BAND PARENTS ASSN	4,354.77	
622471	05/08/2018	W/R	MEDINA CITY SCHOOLS	1,287.78	05/09/2018
622472	05/08/2018	W/R	MEDINA COUNTY BOARD OF	1,971.60	05/14/2018
622473	05/08/2018	W/R	MEDINA COUNTY SANITARY	1,378.80	05/11/2018
622474	05/08/2018	W/R	MEDINA HARDWARE, INC	541.85	05/14/2018
622475	05/08/2018	W/R	MEDINA TRACTOR SALES	73.71	05/11/2018
622476	05/08/2018	W/R	MICHELLE MARDOVIN	50.97	05/08/2018
622477	05/08/2018	W/R	MONTVILLE POLICE DEPARTMENT	912.00	05/18/2018
622478	05/08/2018	W/R	MUSIC THERAPY ENRICHMENT	425.00	05/14/2018
622479	05/08/2018	W/R	NEWARK CORPORATION	138.86	05/08/2018
622480	05/08/2018	W/R	NICKLES BAKERY	1,202.58	05/11/2018
622481	05/08/2018	W/W	OAEP	90.00	
622482	05/08/2018	W/R	OHIO ASSOC OF STUDENT COUNCILS	675.00	05/14/2018
622483	05/08/2018	W/R	OHIO EDISON COMPANY	18,244.75	05/11/2018
622484	05/08/2018	W/R	DARICE INC/PAT CATAN'S	575.57	05/14/2018
622485	05/08/2018	W/R	NAESP	317.00	05/18/2018
622486	05/08/2018	W/R	PEARSON ASSESSMENTS	107.05	05/14/2018
622487	05/08/2018	W/R	CAFETERIA-PEPSI COLA ORDERS	1,477.79	05/16/2018
622488	05/08/2018	W/R	PIONEER VALLEY BOOKS	216.15	05/15/2018
622489	05/08/2018	W/R	PITNEY BOWES GLOBAL FINANCIAL	1,789.17	05/11/2018
622490	05/08/2018	W/R	POINT SPRING & DRIVESHAFT CO	71.54	05/11/2018
622491	05/08/2018	W/R	POSITIVE PROMOTIONS, INC	68.91	05/21/2018
622492	05/08/2018	W/R	REBECCA GIBSON	9.15	05/08/2018
622493	05/08/2018	W/R	REINHARDT SUPPLY COMPANY	5,841.80	05/14/2018
622494	05/08/2018	W/R	RENTEQUIP, INC.	95.40	05/16/2018
622495	05/08/2018	W/R	RETTIG MUSIC, INC.	310.50	05/16/2018
622496	05/08/2018	W/R	RICHARD'S WHOLESALE FENCE CO	509.51	05/11/2018
622497	05/08/2018	W/R	RJ VERNAK REFRIGERATION	1,027.50	05/14/2018
622498	05/08/2018	W/V	ROBOTICS TECHNOLOGIES, INC	131.61	05/23/2018

Date: 6/12/2018

C H E C K R E G I S T E R
Processing Month: May 2018
MEDINA CITY SCHOOL DISTRICT

Page: 4
(CHKREG)

Check#	Check Date	Org Sta	Vendor Paid	Check Amount	Status Date
622499	05/08/2018	W/R	ROCHELLE RASPER	40.00	05/21/2018
622500	05/08/2018	W/R	RON DOUGLAS	387.20	05/08/2018
622501	05/08/2018	W/R	ROWLEYS WHOLESALE	209.00	05/14/2018
622502	05/08/2018	W/R	SANDRA DEBNAR	118.40	05/08/2018
622503	05/08/2018	W/R	SANSON COMPANY	3,021.95	05/14/2018
622504	05/08/2018	W/R	SCANTRON CORP.	86.95	05/14/2018
622505	05/08/2018	W/R	SCHOLASTIC BOOK CLUBS, INC	1,773.00	05/15/2018
622506	05/08/2018	W/R	SCHOLASTIC INC.	24.93	05/14/2018
622507	05/08/2018	W/R	SCHOOL DATEBOOKS INC	166.11	05/15/2018
622508	05/08/2018	W/R	SCHOOL SPECIALTY, INC	785.85	05/16/2018
622509	05/08/2018	W/R	SCOTT SCRIVEN LLP	7,965.37	05/11/2018
622510	05/08/2018	W/R	SENDERO THERAPIES, INC.	21,173.62	05/08/2018
622511	05/08/2018	W/R	SHAR PRODUCTS CO.	338.74	05/11/2018
622512	05/08/2018	W/R	SHARON OLTERS DORF	222.04	05/08/2018
622513	05/08/2018	W/R	SHELLEY MACK	790.50	05/08/2018
622514	05/08/2018	W/R	SHIFFLER EQUIPMENT SALES INC	70.46	05/14/2018
622515	05/08/2018	W/R	SPORTS EQUIPMENT SPECIALISTS	130.00	05/11/2018
622516	05/08/2018	W/R	SPORTSWORLD	893.00	05/17/2018
622517	05/08/2018	W/R	STAPLES BUSINESS ADVANTAGE	270.23	05/14/2018
622518	05/08/2018	W/R	STATE OF OHIO UST FUND	1,100.00	05/16/2018
622519	05/08/2018	W/R	STERLING PAPER CO	836.54	05/11/2018
622520	05/08/2018	W/R	STUMPS	279.70	05/11/2018
622521	05/08/2018	W/R	TALBERT'S COMMERCIAL PRODUCTS	29.43	05/11/2018
622522	05/08/2018	W/R	TECHNOLOGY ENGINEERING	10,790.00	05/08/2018
622523	05/08/2018	W/R	THE MISSING PIECE LLC	525.00	05/25/2018
622524	05/08/2018	W/R	THE PERSONAL TOUCH	2,475.00	05/14/2018
622525	05/08/2018	W/R	TOM BONEZZI	500.00	05/30/2018
622526	05/08/2018	W/R	TRACI SWANTEK	60.99	05/08/2018
622527	05/08/2018	W/R	TRANSPORTATION ACCESSORIES	307.46	05/11/2018
622528	05/08/2018	W/R	TREASURER, STATE OF OHIO	4,890.75	05/11/2018
622529	05/08/2018	W/R	UNITY SCHOOL BUS PARTS	267.78	05/11/2018
622530	05/08/2018	W/R	USA CUSTOM APPAREL LLC	890.25	05/15/2018
622531	05/08/2018	W/R	VINCENT LIGHTING SYSTEMS CO	442.81	05/11/2018
622532	05/08/2018	W/R	W.B. MASON CO., INC.	114.97	05/14/2018
622533	05/08/2018	W/R	WOLFF BROS. SUPPLY, INC.	6.82	05/11/2018
622534	05/08/2018	W/R	WOODRIDGE LOCAL SCHOOLS	200.00	05/17/2018
622535	05/08/2018	W/R	WOODSY'S MUSIC	60.00	05/15/2018
622536	05/08/2018	W/R	WOODWIND AND BRASSWIND INC	64.60	05/16/2018
622537	05/08/2018	B/B	AIDEN CASSEL	125.00	
622538	05/08/2018	B/B	SHANNON KIRKPATRICK	2.10	
622539	05/11/2018	W/R	EDGE DOCUMENT SOLUTIONS, LLC	300.00	05/14/2018
622540	05/14/2018	W/R	ADAM MEIER	1,000.00	05/18/2018
622541	05/14/2018	W/W	ANDREW SHEA	1,000.00	
622542	05/14/2018	W/R	ANTHONY BOCCIO	1,000.00	05/16/2018
622543	05/14/2018	W/R	CASSANDRA FIELD	1,000.00	05/22/2018
622544	05/14/2018	W/R	DEMETRIUS SHANNON	1,000.00	05/22/2018
622545	05/14/2018	W/R	EMILY COSTELLO	1,000.00	05/18/2018
622546	05/14/2018	W/W	EMILY PLATZ	1,000.00	
622547	05/14/2018	W/R	GABRIELLA FIELD	1,000.00	05/22/2018
622548	05/14/2018	W/R	JONATHON MEIER	1,000.00	05/24/2018
622549	05/14/2018	W/R	JUSTIN DREHS	1,000.00	05/30/2018
622550	05/14/2018	W/R	KYLE BALAS	1,000.00	05/17/2018

Date: 6/12/2018

C H E C K R E G I S T E R
Processing Month: May 2018
MEDINA CITY SCHOOL DISTRICT

Page: 5
(CHKREG)

Check#	Check Date	Org Sta	Vendor Paid	Check Amount	Status Date
622551	05/14/2018	W/R	LAUREN NOVAK	1,000.00	05/16/2018
622552	05/14/2018	W/R	MADELINE NORMAN	1,000.00	05/18/2018
622553	05/14/2018	W/W	MATTHEW STUMP	1,000.00	
622554	05/14/2018	W/R	STEPHANIE BOCCIO	1,000.00	05/17/2018
622555	05/14/2018	W/R	ZACH BRENNER	1,000.00	05/17/2018
622556	05/22/2018	W/W	CAMERON OLIN	1,500.00	
622557	05/22/2018	W/R	LUKE LEYDEN	750.00	05/24/2018
622558	05/22/2018	W/R	REBEKAH PIERSE	750.00	05/31/2018
622559	05/22/2018	W/W	HANNAH SMIGEL	500.00	
622560	05/22/2018	W/R	NATALIE ELY	250.00	05/23/2018
622561	05/22/2018	W/R	SABRINA DOBSON	400.00	05/29/2018
622562	05/22/2018	W/W	AUSTIN GAMBACCINI	500.00	
622563	05/22/2018	W/R	CROSBEE LISSER	500.00	05/23/2018
622564	05/22/2018	W/R	DAYNA NGUYEN	750.00	05/31/2018
622565	05/22/2018	W/W	JAKOB WICKERT	1,000.00	
622566	05/22/2018	W/W	MEGAN VARLEY	1,000.00	
622567	05/22/2018	W/R	ALYSSA CABACUNGAN	1,000.00	05/23/2018
622568	05/22/2018	W/W	AUDREY BAKER	1,000.00	
622569	05/22/2018	W/W	DELANEY BAUMANN	1,000.00	
622570	05/22/2018	W/W	DOMINIC DROCKTON	1,000.00	
622571	05/22/2018	W/R	ELI ALASSAF	1,000.00	05/30/2018
622572	05/22/2018	W/W	IAN BURTON	800.00	
622573	05/22/2018	W/W	JARRETT GUZIK	1,000.00	
622574	05/22/2018	W/R	JESSICA CHURCH	1,000.00	05/25/2018
622575	05/22/2018	W/R	MEGAN HLAS	1,000.00	05/29/2018
622576	05/22/2018	W/W	MITCHELL HERSHBERGER	1,000.00	
622577	05/22/2018	W/W	OLIVIA BESERMAN	1,000.00	
622578	05/22/2018	W/W	OLIVIA BROSLow	1,000.00	
622579	05/22/2018	W/W	OLIVIA GORDON	1,000.00	
622580	05/22/2018	W/R	PAIGE GAMIN	1,000.00	05/31/2018
622581	05/22/2018	W/W	ANDREW PHILLIPS	1,000.00	
622582	05/22/2018	W/W	BRITTANY KLINE-HARTMAN	1,000.00	
622583	05/22/2018	W/W	CAMERON LYNSEY	1,000.00	
622584	05/22/2018	W/R	CASSANDRA LUS	1,000.00	05/29/2018
622585	05/22/2018	W/R	CHEYENNE WALCHER	1,000.00	05/23/2018
622586	05/22/2018	W/R	CHRISTINA RAPENCHUK	1,000.00	05/24/2018
622587	05/22/2018	W/W	CHRISTOPHER SCOTT	1,000.00	
622588	05/22/2018	W/W	ELIZABETH JUDY	1,000.00	
622589	05/22/2018	W/R	ERICA HORSCHLER	1,000.00	05/25/2018
622590	05/22/2018	W/W	HALLIE KANIA	1,000.00	
622591	05/22/2018	W/W	HANNAH MAYER	1,000.00	
622592	05/22/2018	W/R	JED SPEERS	1,000.00	05/31/2018
622593	05/22/2018	W/R	KIMBERLY SCHUST	1,000.00	05/30/2018
622594	05/22/2018	W/W	MAKAELA KUJAR	1,000.00	
622595	05/22/2018	W/W	MALLORY ZABIELSKI	1,000.00	
622596	05/22/2018	W/R	MAXWELL HOWE	1,000.00	05/30/2018
622597	05/22/2018	W/W	MICHAEL LOSCHIAVO	1,000.00	
622598	05/22/2018	W/W	NIKKI PISKAC	1,000.00	
622599	05/22/2018	W/W	OLIVIA TENAGLIA	1,000.00	
622600	05/22/2018	W/R	SABRINA SOWA	1,000.00	05/23/2018
622601	05/22/2018	W/W	SARAH WELSH	1,000.00	
622602	05/22/2018	W/R	SAVANNAH SOWA	1,000.00	05/23/2018

Date: 6/12/2018

C H E C K R E G I S T E R
Processing Month: May 2018
MEDINA CITY SCHOOL DISTRICT

Page: 6
(CHKREG)

Check#	Check Date	Org Sta	Vendor Paid	Check Amount	Status Date
622603	05/22/2018	W/R	TYLER PELTON	1,000.00	05/23/2018
622604	05/22/2018	W/W	VALERIA MARCU	1,000.00	
622605	05/22/2018	W/W	WILLIAM MERCURIO	1,000.00	
622606	05/21/2018	W/R	ABC THERAPY, LTD	15,296.25	05/21/2018
622607	05/21/2018	W/W	AKRON CHILDRENS HOSPITAL	17,740.89	
622608	05/21/2018	W/R	ANTHONY BELSITO	540.00	05/23/2018
622609	05/21/2018	W/W	AODK INC	7,659.30	
622610	05/21/2018	W/R	APEX MARKETING SOLUTIONS	5,497.75	05/24/2018
622611	05/21/2018	W/R	ARAMARK SERVICES, INC	16,244.51	05/29/2018
622612	05/21/2018	W/R	ARC	21.92	05/25/2018
622613	05/21/2018	W/R	ARMSTRONG CABLE	144.95	05/25/2018
622614	05/21/2018	W/W	ASHLAND UNIVERSITY	275.00	
622615	05/21/2018	W/R	ASHLEY LYNN HOWERTER	90.00	05/29/2018
622616	05/21/2018	W/R	BAUMSPAGE.COM, LLC	50.80	05/30/2018
622617	05/21/2018	W/R	BEYOND WORDS: MUSIC & DANCE	300.00	05/24/2018
622618	05/21/2018	W/R	BLICK ART MATERIALS LLC	179.54	05/25/2018
622619	05/21/2018	W/R	BUEHLER'S MARKETS	440.51	05/24/2018
622620	05/21/2018	W/R	CAPITOL VARSITY SPORTS INC	14,591.45	05/24/2018
622621	05/21/2018	W/R	CARA R COUGHLIN	866.25	05/21/2018
622622	05/21/2018	W/R	DOMINIC'S PIZZA	339.23	05/29/2018
622623	05/21/2018	W/R	CAMP CHRISTOPHER	5,020.00	05/31/2018
622624	05/21/2018	W/R	CDI COMPUTER DEALERS, INC.	104.00	05/21/2018
622625	05/21/2018	W/R	CENTURY CYCLES	1,000.00	05/29/2018
622626	05/21/2018	W/R	CHELSEA MITCHELL	49.34	05/21/2018
622627	05/21/2018	W/R	CHRONICLE TELEGRAM	662.84	05/24/2018
622628	05/21/2018	W/R	CINDY GRICE	1,295.00	05/21/2018
622629	05/21/2018	W/R	CLEVELAND MUSEUM OF NAT.HIST.	427.00	05/29/2018
622630	05/21/2018	W/W	CLOVERLEAF ALL SPORTS BOOSTERS	250.00	
622631	05/21/2018	W/R	COLUMBIA GAS OF OHIO, INC	7,380.69	05/25/2018
622632	05/21/2018	W/R	CROSS THREAD SOLUTIONS LLC	950.38	05/24/2018
622633	05/21/2018	W/R	CROWN TROPHY OF MEDINA	100.00	05/24/2018
622634	05/21/2018	W/W	CYNTHIA M SHEVEL	1,770.00	
622635	05/21/2018	W/R	DANIEL E BARABAS	140.00	05/25/2018
622636	05/21/2018	W/R	DAVID MCGURK	180.00	05/25/2018
622637	05/21/2018	W/R	DAWN CIPRO	228.25	05/21/2018
622638	05/21/2018	W/R	DAWN CIPRO	198.42	05/25/2018
622639	05/21/2018	W/R	DEBBIE QUAIDER	47.99	05/21/2018
622640	05/21/2018	W/R	EASY GRAPHICS CORP	2,679.00	05/24/2018
622641	05/21/2018	W/R	EDUCATION ALTERNATIVES	6,240.00	05/23/2018
622642	05/21/2018	W/W	ELIZABETH KISSNER	197.42	
622643	05/21/2018	W/R	ENTERPRISE FLEET MGMT INC.	9,519.82	05/25/2018
622644	05/21/2018	W/R	ESC OF MEDINA COUNTY	9,008.00	05/24/2018
622645	05/21/2018	W/R	FEEDING MEDINA COUNTY	300.00	05/24/2018
622646	05/21/2018	W/R	OASBO - FIVE COUNTY	20.00	05/31/2018
622647	05/21/2018	W/W	FLOWER GALLERY LLC	100.00	
622648	05/21/2018	W/R	FRONTIER	1,226.15	05/29/2018
622649	05/21/2018	W/R	GALLEY PRINTING, INC.	1,612.00	05/24/2018
622650	05/21/2018	W/W	GIONINO'S PIZZERIA	210.53	
622651	05/21/2018	W/R	GREAT LAKES BIOMEDICAL LTD	266.00	05/24/2018
622652	05/21/2018	W/W	HIGHLAND HIGH SCHOOL	70.00	
622653	05/21/2018	W/W	HOUSE OF FLOWERS & GIFTS LLC	72.00	
622654	05/21/2018	W/W	JACQUELINE FOX	750.00	

Date: 6/12/2018

C H E C K R E G I S T E R
Processing Month: May 2018
MEDINA CITY SCHOOL DISTRICT

Page: 7
(CHKREG)

Check#	Check Date	Org Sta	Vendor Paid	Check Amount	Status Date
622655	05/21/2018	W/W	JAZMIN MEHOTA	500.00	
622656	05/21/2018	W/R	JENNIFER ENGLER	148.18	05/21/2018
622657	05/21/2018	W/R	JILL PARADISE	203.34	05/21/2018
622658	05/21/2018	W/R	JULIE BLAKEMORE	22.68	05/21/2018
622659	05/21/2018	W/W	KAREN KASE	1,288.09	
622660	05/21/2018	W/R	LANGUAGE LEARNING ASSOCIATES	16,157.50	05/21/2018
622661	05/21/2018	W/W	LEUKEMIA & LYMPHOMA SOCIETY	1,000.00	
622662	05/21/2018	W/R	LICKING AREA COMPUTER ASSOC.	136,298.36	05/29/2018
622663	05/21/2018	W/R	LINDA CORNELL	313.94	05/21/2018
622664	05/21/2018	W/R	LONNETTE SCHURMAN	639.25	05/21/2018
622665	05/21/2018	W/W	LUTHERAN WEST HIGH SCHOOL	220.00	
622666	05/21/2018	W/R	MACKIN EDUCATIONAL RESOURCES	1,116.50	05/29/2018
622667	05/21/2018	W/R	MASTER TEACHER INC	214.07	05/25/2018
622668	05/21/2018	W/R	MCS FOOD SERVICE DEPT.	683.58	05/22/2018
622669	05/21/2018	W/R	MEDINA ATHLETIC BOOSTERS	462.00	05/30/2018
622670	05/21/2018	W/R	MEDINA CITY SCHOOLS	717.33	05/22/2018
622671	05/21/2018	W/R	MEDINA COUNTY ECONOMIC	1,500.00	05/25/2018
622672	05/21/2018	W/W	MEDINA SIGN POST INC	10,828.38	
622673	05/21/2018	W/R	MIDNIGHT MUSIC AND MEMORIES	700.00	05/24/2018
622674	05/21/2018	W/R	MINDAN ALT	19.69	05/21/2018
622675	05/21/2018	W/W	MONTVILLE POLICE DEPARTMENT	70.00	
622676	05/21/2018	W/R	MT BUSINESS TECHNOLOGIES, INC.	894.04	05/24/2018
622677	05/21/2018	W/R	THE M CONLEY COMPANY	10,800.00	05/25/2018
622678	05/21/2018	W/W	OHIO DEPT OF JOB &	364.04	
622679	05/21/2018	W/R	OHIO EDISON COMPANY	58,848.10	05/24/2018
622680	05/21/2018	W/W	OSCAR ARMANDO GUMUCIO	500.00	
622681	05/21/2018	W/R	OWEN M COUGHLIN, JR.	165.00	05/29/2018
622682	05/21/2018	W/R	PATRICIA PAPESH	45.34	05/30/2018
622683	05/21/2018	W/R	PAUL KIDD	148.35	05/21/2018
622684	05/21/2018	W/W	POLLINATOR STEWARDSHIP COUNCIL	1,501.00	
622685	05/21/2018	W/W	PUBLIC FINANCE RESOURCES INC	495.00	
622686	05/21/2018	W/R	RADIO ENGINEERING INDUSTRIES	15,434.09	05/25/2018
622687	05/21/2018	W/R	RALPH DAVID JOHNSON	246.52	05/24/2018
622688	05/21/2018	W/R	RAYMOND MATTHEW MATTIE	2,590.00	05/21/2018
622689	05/21/2018	W/R	REBECCA LEACH	45.34	05/25/2018
622690	05/21/2018	W/R	REBECCA MARPLE	49.56	05/21/2018
622691	05/21/2018	W/R	REBECCA MARPLE	168.00	05/25/2018
622692	05/21/2018	W/R	REDTREE INVESTMENT GROUP	1,507.68	05/24/2018
622693	05/21/2018	W/R	REGINA COUGHLIN	160.00	05/21/2018
622694	05/21/2018	W/R	RENAISSANCE LEARNING, INC.	35,702.62	05/25/2018
622695	05/21/2018	W/R	SHANNON FEDERINKO	1,295.00	05/21/2018
622696	05/21/2018	W/R	SMITH PETERS KALAIL CO., LPA	3,200.50	05/23/2018
622697	05/21/2018	W/R	SPORTSWORLD	487.00	05/29/2018
622698	05/21/2018	W/W	ST. JUDE CHILDREN'S RESEARCH	1,000.00	
622699	05/21/2018	W/R	STERLING PAPER CO	176.25	05/25/2018
622700	05/21/2018	W/R	STONEWARE INC	160.00	05/24/2018
622701	05/21/2018	W/R	SUBURBAN SCHOOL	42,928.00	05/25/2018
622702	05/21/2018	W/R	TALBERT'S COMMERCIAL PRODUCTS	820.28	05/24/2018
622703	05/21/2018	W/R	TEACHERS PAY TEACHERS	77.99	05/30/2018
622704	05/21/2018	W/R	TERI LEWIS	54.85	05/24/2018
622705	05/21/2018	W/R	THOMAS G MCKENNA	400.00	05/24/2018
622706	05/21/2018	W/W	TOTAL EDUCATION SOLUTIONS INC	1,560.00	

Date: 6/12/2018

C H E C K R E G I S T E R
Processing Month: May 2018
MEDINA CITY SCHOOL DISTRICT

Page: 8
(CHKREG)

Check#	Check Date	Org Sta	Vendor Paid	Check Amount	Status Date
622707	05/21/2018	W/R	TRACY BROWN	720.00	05/24/2018
622708	05/21/2018	W/W	TRINITY ROSE FOUNDATION	60.00	
622709	05/21/2018	W/W	UNITED RENTALS (N AMERICA) INC	500.00	
622710	05/21/2018	W/R	USA CUSTOM APPAREL LLC	470.00	05/29/2018
622711	05/21/2018	W/R	VERIZON WIRELESS	382.11	05/25/2018
622712	05/21/2018	W/W	VOCABULARY SPELLING CITY	59.95	
622713	05/21/2018	W/R	VIDEO SERVICE OF AMERICA	7,040.00	05/25/2018
622714	05/21/2018	W/R	WILLIAM COLATRUGLIO	15.48	05/21/2018
622715	05/21/2018	W/R	WOMENS TRI-COUNTY BASKETBALL	230.00	05/29/2018
622716	05/21/2018	B/R	ANN HARRINGTON	125.00	05/25/2018
622717	05/21/2018	B/R	BRYCE BEECH	125.00	05/30/2018
622718	05/21/2018	B/R	DIANE FRESCH	50.00	05/25/2018
622719	05/21/2018	B/R	VERONICA FARTELLY	125.00	05/24/2018
622720	05/31/2018	W/W	A&A FENCING	420.00	
622721	05/31/2018	W/W	ADVANCE AUTO PARTS	4,855.48	
622722	05/31/2018	W/W	ALBRIGHT SECURITY CENTER, INC.	25.00	
622723	05/31/2018	W/W	ALISON SNOOK	6.38	
622724	05/31/2018	W/W	AMAZON.COM	11,475.54	
622725	05/31/2018	W/W	ANGELA NUCKOLS	3,000.00	
622726	05/31/2018	W/W	ANN MARIE FUHRMANN	2,200.00	
622727	05/31/2018	W/W	ANTHONY BELSITO	378.00	
622728	05/31/2018	W/W	APPLIED MAINTENANCE SUPPLIES	241.10	
622729	05/31/2018	W/W	AQUACLEAR	49.85	
622730	05/31/2018	W/W	ARAMARK SERVICES, INC	1,000.00	
622731	05/31/2018	W/W	ARDENT PIANO	100.00	
622732	05/31/2018	W/W	AUSTIN ARGABRIGHT	139.80	
622733	05/31/2018	W/W	BAUDVILLE INC	136.71	
622734	05/31/2018	W/W	BENCHMARK EDUCATION CO LLC	225.50	
622735	05/31/2018	W/W	BETHANY PITTMAN	157.28	
622736	05/31/2018	W/W	BLICK ART MATERIALS LLC	2,822.09	
622737	05/31/2018	W/W	BOOKSOURCE	1,903.16	
622738	05/31/2018	W/W	DAIRYMENS	2,453.23	
622739	05/31/2018	W/W	BRYAN FARSON	270.00	
622740	05/31/2018	W/W	BUEHLER'S MARKETS	235.65	
622741	05/31/2018	W/W	BUZZARD TOOLS LLC	545.29	
622742	05/31/2018	W/W	CAMMEL SAW COMPANY, INC	54.92	
622743	05/31/2018	W/W	CAPP USA, INC.	2,503.65	
622744	05/31/2018	W/W	CARDINAL BUS SALES &	468.80	
622745	05/31/2018	W/W	CAROLINA BIOLOGICAL SUPPLY CO.	1,519.68	
622746	05/31/2018	W/W	CATHERINE E JOHNSON	30.00	
622747	05/31/2018	W/W	CENTERRA CO-OP	21,064.74	
622748	05/31/2018	W/W	CENTRAL INSTRUMENT CO.	496.00	
622749	05/31/2018	W/W	CENTURY CYCLES	3,000.00	
622750	05/31/2018	W/W	CHANEY ELECTRONICS	279.60	
622751	05/31/2018	W/W	CHELSEA MITCHELL	52.98	
622752	05/31/2018	W/W	CINDY GRICE	129.25	
622753	05/31/2018	W/W	CINTAS CORPORATION	1,976.60	
622754	05/31/2018	W/W	CITY OF MEDINA	160.20	
622755	05/31/2018	W/W	CLEVELAND CLINIC ATWORK	339.00	
622756	05/31/2018	W/W	CLEVELAND PLUMBING	55.17	
622757	05/31/2018	W/W	COLLINCARESCURECANCER CORP	2,000.00	
622758	05/31/2018	W/W	COLORAMICS, LLC DBA OHIO CERAM	828.92	

Date: 6/12/2018

C H E C K R E G I S T E R
Processing Month: May 2018
MEDINA CITY SCHOOL DISTRICT

Page: 9
(CHKREG)

Check#	Check Date	Org Sta	Vendor Paid	Check Amount	Status Date
622759	05/31/2018	W/W	COLUMBIA GAS OF OHIO, INC	32.08	
622760	05/31/2018	W/W	COREY MORSE	68.95	
622761	05/31/2018	W/W	CORWIN PRESS, INC	1,495.00	
622762	05/31/2018	W/W	CRAIG KOMAR	1,295.00	
622763	05/31/2018	W/W	CROSS THREAD SOLUTIONS LLC	121.61	
622764	05/31/2018	W/W	CUMMINS INTERSTATE POWER INC	477.34	
622765	05/31/2018	W/W	DANIEL E BARABAS	90.00	
622766	05/31/2018	W/W	DANIEL SMITH	29.65	
622767	05/31/2018	W/W	DANIELLE KENDEL	3.05	
622768	05/31/2018	W/W	DAVID BARNES	90.00	
622769	05/31/2018	W/W	DAWN CIPRO	71.91	
622770	05/31/2018	W/W	DEAN ROBLE	90.00	
622771	05/31/2018	W/W	DEANNA JONES	45.34	
622772	05/31/2018	W/W	DEBBIE QUAIDER	22.32	
622773	05/31/2018	W/W	DISCOUNT SCHOOL SUPPLY	569.25	
622774	05/31/2018	W/W	DOUGLAS KILBREATH	188.23	
622775	05/31/2018	W/W	EASY GRAPHICS CORP	27,702.97	
622776	05/31/2018	W/W	EDUCATIONAL SERVICE CENTER	25,500.00	
622777	05/31/2018	W/W	ELDORA LAVDAS	1,295.00	
622778	05/31/2018	W/W	ELECTRICAL APPLIANCE REPAIR	159.90	
622779	05/31/2018	W/W	ELIZABETH KIOUSIS	30.56	
622780	05/31/2018	W/W	ELIZABETH RISSMILLER	1,365.00	
622781	05/31/2018	W/W	ETIENNE MASSICOTTE	550.00	
622782	05/31/2018	W/W	FAKULT ENTERPRISES INC	698.50	
622783	05/31/2018	W/W	FLINN SCIENTIFIC, INC.	125.78	
622784	05/31/2018	W/W	FRAN SCHOEN	6,848.00	
622785	05/31/2018	W/W	FRONTIER	5,516.58	
622786	05/31/2018	W/W	G&L SUPPLY CO	3,463.35	
622787	05/31/2018	W/W	NAPA AUTOMOTIVE PARTS & SERVIC	215.68	
622788	05/31/2018	W/W	GLENOAK HIGH SCHOOL	200.00	
622789	05/31/2018	W/W	GORDON FOOD SERVICE	98.62	
622790	05/31/2018	W/W	GREAT LAKES BIOMEDICAL LTD	247.00	
622791	05/31/2018	W/W	GREATER CLEVELAND CONFERENCE	204.00	
622792	05/31/2018	W/W	GREGORY P DOHNER	90.00	
622793	05/31/2018	W/W	GUITAR CENTER STORES INC	479.10	
622794	05/31/2018	W/W	HOUGHTON MIFFLIN	379.94	
622795	05/31/2018	W/W	HOUSE OF FLOWERS & GIFTS LLC	217.00	
622796	05/31/2018	W/W	ICANDI GRAPHICS	24.48	
622797	05/31/2018	W/W	ICE CREAM SPECIALTIES INC	157.25	
622798	05/31/2018	W/W	INSECT LORE PRODUCTS	119.91	
622799	05/31/2018	W/W	JEFF HARRISON	795.00	
622800	05/31/2018	W/W	JILL L DAUGHERTY	19.00	
622801	05/31/2018	W/W	JOHN LEATHERMAN	280.50	
622802	05/31/2018	W/W	JOSEPH GAUDIO	7.52	
622803	05/31/2018	W/W	JOSHEN PAPER & PACKAGING	670.08	
622804	05/31/2018	W/W	JULIE CREW	59.65	
622805	05/31/2018	W/W	JW PEPPER & SON, INC.	507.97	
622806	05/31/2018	W/W	KAREN McGINTY	52.63	
622807	05/31/2018	W/W	KIM HALLOCK	17.34	
622808	05/31/2018	W/W	KIMBALL MIDWEST	122.00	
622809	05/31/2018	W/W	KIMBERLY HARMON	19.00	
622810	05/31/2018	W/W	KOKOSING MATERIALS, INC.	534.00	

Date: 6/12/2018

C H E C K R E G I S T E R
Processing Month: May 2018
MEDINA CITY SCHOOL DISTRICT

Page: 10
(CHKREG)

Check#	Check Date	Org Sta	Vendor Paid	Check Amount	Status Date
622811	05/31/2018	W/W	KRIS McCONAHY	120.00	
622812	05/31/2018	W/W	KYLE BALAS	50.42	
622813	05/31/2018	W/W	LAKESHORE LEARNING MATERIALS	112.07	
622814	05/31/2018	W/W	LET'S MAKE A DIFFERENCE	100.00	
622815	05/31/2018	W/W	LIFETOUCH NATIONAL SCHOOLS	170.00	
622816	05/31/2018	W/W	LISA KAISER	11.96	
622817	05/31/2018	W/W	LISA SEIL	90.00	
622818	05/31/2018	W/W	LORI S KELLY	2,623.00	
622819	05/31/2018	W/W	MACKIN EDUCATIONAL RESOURCES	158.13	
622820	05/31/2018	W/W	MAGICAL THEATRE COMPANY	414.00	
622821	05/31/2018	W/W	MARCO'S PIZZA, INC	113.10	
622822	05/31/2018	W/W	MCMaster-CARR	17.01	
622823	05/31/2018	W/W	MCS FOOD SERVICE DEPT.	1,488.09	
622824	05/31/2018	W/W	MEDINA ATHLETIC BOOSTERS	798.00	
622825	05/31/2018	W/W	MEDINA CITY SCHOOLS	68,999.80	
622826	05/31/2018	W/W	MEDINA COUNTY PORT AUTHORITY	853.00	
622827	05/31/2018	W/W	MEDINA SIGN POST INC	232.30	
622828	05/31/2018	W/W	MICHAEL HERCEG	90.00	
622829	05/31/2018	W/W	MICHAEL MOZINGO	118.81	
622830	05/31/2018	W/W	MICHELLE MARDOVIN	8.88	
622831	05/31/2018	W/W	MINUTEMAN PRESS	75.00	
622832	05/31/2018	W/W	MYRA BOWYER	180.00	
622833	05/31/2018	W/W	NASCO	398.24	
622834	05/31/2018	W/W	NICKLES BAKERY	352.50	
622835	05/31/2018	W/W	OHIO EDISON COMPANY	25,935.97	
622836	05/31/2018	W/W	OHM ADVISORS	5,165.64	
622837	05/31/2018	W/W	OHIO HIGH SCHOOL ATHLETIC ASSN	258.00	
622838	05/31/2018	W/W	OTICON INC	21.50	
622839	05/31/2018	W/W	PATRICIA POWERS	39.99	
622840	05/31/2018	W/W	PEARSON ASSESSMENTS	334.96	
622841	05/31/2018	W/W	CAFETERIA-PEPSI COLA ORDERS	490.97	
622842	05/31/2018	W/W	POINT SPRING & DRIVESHAFT CO	940.24	
622843	05/31/2018	W/W	PRAXAIR	25.33	
622844	05/31/2018	W/W	REALLY GOOD STUFF	217.60	
622845	05/31/2018	W/W	REBECCA GIBSON	75.35	
622846	05/31/2018	W/W	REINHARDT SUPPLY COMPANY	49.00	
622847	05/31/2018	W/W	ROBOTRONICS	131.61	
622848	05/31/2018	W/W	ROJEN COMPANY	87.21	
622849	05/31/2018	W/W	ROMP N STOMP	300.00	
622850	05/31/2018	W/W	SAF GMC LLC	300.00	
622851	05/31/2018	W/W	SANDOR HATSZEGI	48.36	
622852	05/31/2018	W/W	SANDRA DEBNAR	65.12	
622853	05/31/2018	W/W	SANDRA DOWNEY	50.44	
622854	05/31/2018	W/W	SANSON COMPANY	1,377.70	
622855	05/31/2018	W/W	SC STRATEGIC SOLUTIONS LLC	2,231.92	
622856	05/31/2018	W/W	SCHOLASTIC BOOK CLUBS, INC	476.00	
622857	05/31/2018	W/W	SCHOOL SPECIALTY, INC	214.52	
622858	05/31/2018	W/W	SCOTT SCRIVEN LLP	7,776.28	
622859	05/31/2018	W/W	SCRUBBER CITY INC	20.77	
622860	05/31/2018	W/W	SHARON TERRION	52.96	
622861	05/31/2018	W/W	SHERYL ALLEN	1.36	
622862	05/31/2018	W/W	SHIFFLER EQUIPMENT SALES INC	278.67	

Date: 6/12/2018

C H E C K R E G I S T E R
Processing Month: May 2018
MEDINA CITY SCHOOL DISTRICT

Page: 11
(CHKREG)

Check#	Check Date	Org Sta	Vendor Paid	Check Amount	Status Date
622863	05/31/2018	W/W	PHONAK LLC	117.99	
622864	05/31/2018	W/W	SPACE WALK OF MEDINA	405.00	
622865	05/31/2018	W/W	STANTON'S SHEET MUSIC INC	35.21	
622866	05/31/2018	W/W	STAPLES BUSINESS ADVANTAGE	348.64	
622867	05/31/2018	W/W	TALBERT'S COMMERCIAL PRODUCTS	411.57	
622868	05/31/2018	W/W	TAMMY SMITH	37.90	
622869	05/31/2018	W/W	TEACHERS PAY TEACHERS	74.24	
622870	05/31/2018	W/W	TOLEDO PHYS EDUCATION SUPPLY	245.93	
622871	05/31/2018	W/W	TOTAL EDUCATION SOLUTIONS INC	6,825.00	
622872	05/31/2018	W/W	UNITED STATES AWARDS INC	992.08	
622873	05/31/2018	W/W	US BANK EQUIPMENT FINANCE	37,985.76	
622874	05/31/2018	W/W	USA CUSTOM APPAREL LLC	1,075.50	
622875	05/31/2018	W/W	VERIZON BUSINESS	918.22	
622876	05/31/2018	W/W	VERNIER SOFTWARE &	1,055.55	
622877	05/31/2018	W/W	VIDEO SERVICE OF AMERICA	4,055.00	
622878	05/31/2018	W/W	W W WILLIAMS COMPANY LLC	17,761.00	
622879	05/31/2018	W/W	WARD'S SCIENCE	183.06	
622880	05/31/2018	W/W	HALE FARM & VILLAGE	510.00	
622881	05/31/2018	W/W	WOLFF BROS. SUPPLY, INC.	1,114.44	
622882	05/31/2018	B/B	STEPHEN BEARD	125.00	
622883	05/31/2018	B/B	JODI OR PATRICK ROBBINS	100.00	
622884	05/31/2018	B/B	DEAN HARRIS	69.60	
622885	05/31/2018	B/B	DIANE ELY	34.55	
622886	05/31/2018	B/B	JANET DULUC	115.15	
622887	05/31/2018	B/B	JILL OLEKSIK	19.25	
622888	05/31/2018	B/B	DENISE LOUIE	25.00	
622889	05/31/2018	B/B	BENJAMIN STOBBS	35.00	
622890	05/31/2018	B/B	CHRIS CUMMINGS	116.00	
622891	05/31/2018	B/B	CHRISTIE CRABIEL	35.00	
622892	05/31/2018	B/B	CHRISTINA O'REILLY	45.00	
622893	05/31/2018	B/B	CYNTHIA KROGH	36.00	
622894	05/31/2018	B/B	DAVID ZANGLIN	6.00	
622895	05/31/2018	B/B	GRETCHEN DARRELL	35.00	
622896	05/31/2018	B/B	JENNIFER HODGES	1.00	
622897	05/31/2018	B/B	JENNIFER JUNG	35.00	
622898	05/31/2018	B/B	KELLY BOEBEL	6.00	
622899	05/31/2018	B/B	KIMBERLY BYRNE	6.00	
622900	05/31/2018	B/B	LESLEY TOTH	35.00	
622901	05/31/2018	B/B	MELANIE IVEY	8.00	
622902	05/31/2018	B/B	SHANNON WILMER	10.00	
622903	05/31/2018	B/B	SHERI LAWRENCE	35.00	
622904	05/31/2018	B/B	STEPHANIE BOWLES HEATH	6.00	
622905	05/31/2018	B/B	TRISH MESSNER	6.00	
622906	05/31/2018	B/B	ERICA ZARLEY	20.00	
622907	05/31/2018	B/B	CHRISTINE KUNGLI	3.50	
622908	05/31/2018	B/B	LAURA SCAVINSKI	4.50	
622909	05/31/2018	B/B	NATASHA BRANAM	5.00	
622910	05/31/2018	W/W	AIMEE LAWLOR	500.00	
622911	05/31/2018	W/W	AMANDA FRITZ	250.00	
622912	05/31/2018	W/W	ANDREA POWLEY	250.00	
622913	05/31/2018	W/W	ANDREW OSWALD	250.00	
622914	05/31/2018	W/W	BALAMURUGAN LAE CHIMANAN	250.00	

Date: 6/12/2018

C H E C K R E G I S T E R
Processing Month: May 2018
MEDINA CITY SCHOOL DISTRICT

Page: 12
(CHKREG)

Check#	Check Date	Org Sta	Vendor Paid	Check Amount	Status Date
622915	05/31/2018	W/W	BRANDY COUGHENOUR	500.00	
622916	05/31/2018	W/W	BRETT GEBHART	750.00	
622917	05/31/2018	W/W	BRETT MORLOCK	250.00	
622918	05/31/2018	W/W	BRIAN AND MARIA DROGELL	250.00	
622919	05/31/2018	W/W	CAROLYN HELLER	250.00	
622920	05/31/2018	W/W	CHELSEA PASSANANTE	250.00	
622921	05/31/2018	W/W	CHRISTINA SPONSELLER	500.00	
622922	05/31/2018	W/W	DAN OR SUSAN VIDIKAN	500.00	
622923	05/31/2018	W/W	DANIELLE TISLER	125.00	
622924	05/31/2018	W/W	DAVID MARKS	250.00	
622925	05/31/2018	W/W	DAVID YANIGA	500.00	
622926	05/31/2018	W/W	DERRICK HARMON	250.00	
622927	05/31/2018	W/W	DUSTY AND ERIC MERKYS	250.00	
622928	05/31/2018	W/W	ELIZABETH STANGEL	500.00	
622929	05/31/2018	W/W	EMILY HA	250.00	
622930	05/31/2018	W/W	EMILY WEST	250.00	
622931	05/31/2018	W/W	HEATHER OR GREG STAFFORD	250.00	
622932	05/31/2018	W/W	JACQUELINE MROZ	500.00	
622933	05/31/2018	W/W	JENNIFER DEVORE	250.00	
622934	05/31/2018	W/W	JILLIAN WILLIAMS	750.00	
622935	05/31/2018	W/W	JOHN OR JENNIFER SWANSON	500.00	
622936	05/31/2018	W/W	JONATHAN SIEFKER	750.00	
622937	05/31/2018	W/W	KATIE PASKVAN	250.00	
622938	05/31/2018	W/W	KELLY KOVACIK	250.00	
622939	05/31/2018	W/W	KIMBERLY MOLL	250.00	
622940	05/31/2018	W/W	KRISTIN SPINDEL	250.00	
622941	05/31/2018	W/W	LAUREN JEFFERS	250.00	
622942	05/31/2018	W/W	LAUREN RISMILLER	250.00	
622943	05/31/2018	W/W	MEGAN HARBATH	250.00	
622944	05/31/2018	W/W	MICHELLE CAMOU	500.00	
622945	05/31/2018	W/W	NICOLE KOPPE	250.00	
622946	05/31/2018	W/W	NICOLE MORFORD	500.00	
622947	05/31/2018	W/W	NICOLE PILNY	250.00	
622948	05/31/2018	W/W	RACHEL BUTLER	750.00	
622949	05/31/2018	W/W	ROB OR JENNY MUSSON	750.00	
622950	05/31/2018	W/W	ROBIN HUFF	250.00	
622951	05/31/2018	W/W	SANDRA OR LLOYD ROSS	500.00	
622952	05/31/2018	W/W	SHAWN S PETERSON	250.00	
622953	05/31/2018	W/W	SUSAN GILSON	250.00	
622954	05/31/2018	W/W	TAMMY KORYLKO-CARNY	250.00	
622955	05/31/2018	W/W	TONI RENZ	250.00	
622956	05/31/2018	W/W	TONYA BEACH FULLER	250.00	
622957	05/31/2018	W/W	WHITNEY MURRELL	500.00	
622958	05/31/2018	W/W	YATISH GOYAL	250.00	
942381	05/11/2018	C/C	MEMO -MEDINA CITY SCHOOLS	1,819,773.05	
942382	05/25/2018	C/C	MEMO -MEDINA CITY SCHOOLS	1,922,292.00	

Total Checks Issued

\$ 7,618,036.52

Date: 06/12/18
Time: 11:43 am

MEDINA CITY SCHOOL DISTRICT
Appropriation Account Summary
SORTED BY FUND-SCC

Page: 1
(APPSUM)

FYTD Appropriated	Prior FY Carryover Encumbrances	FYTD Expendable	FYTD Actual Expenditures	MTD Actual Expenditures	Current Encumbrances	FYTD Unencumbered Balance	FYTD Percent Exp/Enc
*****TOTAL FOR FUND-SCC 001 0000 (GENERAL FUND):							
71,231,065.80	967,514.77	72,198,580.57	66,006,309.96	5,717,410.81	1,571,124.86	4,621,145.75	93.60
=====							
*****TOTAL FOR FUND-SCC 002 0000 (BOND RETIREMENT):							
1,414,750.00	0.00	1,414,750.00	1,375,960.02	33.36	33,750.00	5,039.98	99.64
=====							
*****TOTAL FOR FUND-SCC 002 9000 (BOND RETIREMENT - NEW ELEM/SR HIGH):							
4,293,911.50	0.00	4,293,911.50	3,528,416.64	120.98	749,393.25	16,101.61	99.63
=====							
*****TOTAL FOR FUND-SCC 002 9012 (LOCAL SALES TAX RETIREMENT OF COPS):							
1,743,512.50	0.00	1,743,512.50	1,261,668.75	0.00	476,843.75	5,000.00	99.71
=====							
*****TOTAL FOR FUND-SCC 002 9014 (CONSOLIDATION - ENERGY & TRANSP NOTES):							
337,987.50	0.00	337,987.50	337,987.54	0.00	0.00	0.04-	100.00
=====							
*****TOTAL FOR FUND-SCC 003 9001 (MEDINA CITY REC CENTER-PERMANENT IMPROV.):							
166,546.25	8,435.50	174,981.75	116,120.95	0.00	14,157.50	44,703.30	74.45
=====							
*****TOTAL FOR FUND-SCC 006 0000 (LUNCHROOM FUND):							
2,504,864.09	3,240.91	2,508,105.00	2,054,793.12	199,266.09	66,055.39	387,256.49	84.56
=====							
*****TOTAL FOR FUND-SCC 007 9004 (COLLINS SCHOLARSHIP/POST-GRADUATE):							
16,000.00	0.00	16,000.00	16,000.00	16,000.00	0.00	0.00	100.00
=====							
*****TOTAL FOR FUND-SCC 007 9111 (CHARLES STANGEL SCHOLARSHIP FUND):							
500.00	0.00	500.00	500.00	500.00	0.00	0.00	100.00
=====							
*****TOTAL FOR FUND-SCC 007 9333 (RIOS STUDENT LEADER SCHOLAR.):							
5,000.00	0.00	5,000.00	3,750.00	3,750.00	0.00	1,250.00	75.00
=====							

Date: 06/12/18
Time: 11:43 am

MEDINA CITY SCHOOL DISTRICT
Appropriation Account Summary
SORTED BY FUND-SCC

Page: 2
(APPSUM)

FYTD Appropriated	Prior FY Carryover Encumbrances	FYTD Expendable	FYTD Actual Expenditures	MTD Actual Expenditures	Current Encumbrances	FYTD Unencumbered Balance	FYTD Percent Exp/Enc
*****TOTAL FOR FUND-SCC 008 9002 (KANEHL MUSIC TRUST):							
250.00	0.00	250.00	250.00	250.00	0.00	0.00	100.00
=====							
*****TOTAL FOR FUND-SCC 008 9003 (RICHARD HOFFMAN COLLINS MEMORIAL SCHOLARSHIP):							
38,800.00	0.00	38,800.00	38,800.00	38,800.00	0.00	0.00	100.00
=====							
*****TOTAL FOR FUND-SCC 008 9112 (ELAINE BUSHMAN FUND):							
400.00	0.00	400.00	400.00	400.00	0.00	0.00	100.00
=====							
*****TOTAL FOR FUND-SCC 009 9000 (STAR):							
29,986.75	0.00	29,986.75	24,859.49	24,859.49	0.00	5,127.26	82.90
=====							
*****TOTAL FOR FUND-SCC 009 9110 (UNIFORM SUPPLIES GARFIELD):							
9,678.00	0.00	9,678.00	7,023.98	303.12	2,627.27	26.75	99.72
=====							
*****TOTAL FOR FUND-SCC 009 9120 (UNIFORM SUPPLIES - CANAVAN):							
12,225.73	174.52	12,400.25	12,154.78	0.00	245.47	0.00	100.00
=====							
*****TOTAL FOR FUND-SCC 009 9130 (UNIFORM SUPPLIES - FENN):							
15,548.11	0.00	15,548.11	15,356.86	216.70	0.00	191.25	98.77
=====							
*****TOTAL FOR FUND-SCC 009 9140 (UNIFORM SUPPLIES - HERITAGE):							
11,584.50	0.00	11,584.50	10,635.96	51.26	948.54	0.00	100.00
=====							
*****TOTAL FOR FUND-SCC 009 9160 (UNIFORM SUPPLIES - BLAKE):							
14,781.00	0.00	14,781.00	14,019.19	367.48	626.09	135.72	99.08
=====							
*****TOTAL FOR FUND-SCC 009 9170 (UNIFORM SUPPLIES - RALPH WAITE ELEMENTARY):							
16,421.11	468.23	16,889.34	16,137.39	247.89	732.71	19.24	99.89
=====							

Date: 06/12/18
Time: 11:43 am

MEDINA CITY SCHOOL DISTRICT
Appropriation Account Summary
SORTED BY FUND-SCC

Page: 3
(APPSUM)

FYTD Appropriated	Prior FY Carryover Encumbrances	FYTD Expendable	FYTD Actual Expenditures	MTD Actual Expenditures	Current Encumbrances	FYTD Unencumbered Balance	FYTD Percent Exp/Enc
*****TOTAL FOR FUND-SCC 009 9180 (UNIFORM SUPPLIES - ELIZA NORTHROP ELEMENTARY):							
14,907.00	0.00	14,907.00	13,779.92	0.00	0.00	1,127.08	92.44
=====							
*****TOTAL FOR FUND-SCC 009 9200 (UNIFORM SUPPLIES - CLAGGETT MIDDLE SCHOOL):							
51,557.00	0.00	51,557.00	29,955.24	1,873.75	553.89	21,047.87	59.18
=====							
*****TOTAL FOR FUND-SCC 009 9210 (UNIFORM SUPPLIES - A.I. ROOT MIDDLE SCHOOL):							
35,412.53	588.47	36,001.00	28,286.23	243.35	85.09	7,629.68	78.81
=====							
*****TOTAL FOR FUND-SCC 009 9300 (UNIFORM SUPPLIES - SENIOR HIGH SCHOOL):							
217,145.53	3,169.47	220,315.00	106,707.68	10,759.27	68,941.61	44,665.71	79.73
=====							
*****TOTAL FOR FUND-SCC 014 9016 (MEDINA CNTY JUV DET CNTR):							
288,625.00	0.00	288,625.00	256,165.13	21,516.93	0.00	32,459.87	88.75
=====							
*****TOTAL FOR FUND-SCC 014 9116 (EVOLVE FY 16):							
649,955.84	10,774.19	660,730.03	587,123.89	41,163.40	9,193.46	64,412.68	90.25
=====							
*****TOTAL FOR FUND-SCC 016 0000 (EMERGENCY LEVY):							
5,561,575.00	0.00	5,561,575.00	3,110,072.87	261,116.43	12,737.28	2,438,764.85	56.15
=====							
*****TOTAL FOR FUND-SCC 018 9110 (PRINCIPAL'S FUND - GARFIELD):							
10,674.04	75.96	10,750.00	5,459.60	953.34	1,847.49	3,442.91	67.97
=====							
*****TOTAL FOR FUND-SCC 018 9111 (GARFIELD SCHOOL STORE):							
1,066.80	0.00	1,066.80	1,066.80	1,016.80	0.00	0.00	100.00
=====							
*****TOTAL FOR FUND-SCC 018 9113 (GARFIELD MEDIA CENTER):							
5,700.00	0.00	5,700.00	914.97	0.00	0.00	4,785.03	16.05
=====							

Date: 06/12/18
Time: 11:43 am

MEDINA CITY SCHOOL DISTRICT
Appropriation Account Summary
SORTED BY FUND-SCC

Page: 4
(APPSUM)

FYTD Appropriated	Prior FY Carryover Encumbrances	FYTD Expendable	FYTD Actual Expenditures	MTD Actual Expenditures	Current Encumbrances	FYTD Unencumbered Balance	FYTD Percent Exp/Enc
*****TOTAL FOR FUND-SCC 018 9120 (PRINCIPAL - CANAVAN):							
9,270.00	3,765.23	13,035.23	7,550.68	2,386.29	3,187.31	2,297.24	82.38
=====							
*****TOTAL FOR FUND-SCC 018 9123 (BOOK FAIR - CANAVAN):							
11,000.00	144.54	11,144.54	8,042.41	189.35	0.00	3,102.13	72.16
=====							
*****TOTAL FOR FUND-SCC 018 9130 (PRINCIPAL - FENN):							
30,650.00	0.00	30,650.00	19,183.32	727.42	1,080.33	10,386.35	66.11
=====							
*****TOTAL FOR FUND-SCC 018 9132 (FENN SCHOOL STORE):							
750.00	0.00	750.00	5.00	50.00-	0.00	745.00	0.67
=====							
*****TOTAL FOR FUND-SCC 018 9135 (MEDINA SKI TEAM - DISTRICTWIDE):							
6,000.00	0.00	6,000.00	5,634.15	0.00	0.00	365.85	93.90
=====							
*****TOTAL FOR FUND-SCC 018 9140 (PRINCIPAL'S FUND - HERITAGE):							
23,700.00	0.00	23,700.00	10,816.74	1,938.59	1,066.61	11,816.65	50.14
=====							
*****TOTAL FOR FUND-SCC 018 9143 (HERITAGE MEDIA CENTER):							
14,000.00	0.00	14,000.00	13,994.85	169.92	0.00	5.15	99.96
=====							
*****TOTAL FOR FUND-SCC 018 9160 (PRINCIPAL'S FUND - H G BLAKE):							
21,400.00	137.25	21,537.25	8,983.33	2,108.84	1,113.12	11,440.80	46.88
=====							
*****TOTAL FOR FUND-SCC 018 9161 (LEADER IN ME - BLAKE):							
7,300.00	0.00	7,300.00	0.00	0.00	0.00	7,300.00	0.00
=====							
*****TOTAL FOR FUND-SCC 018 9162 (BLAKE RUNNING CLUB):							
200.00	0.00	200.00	0.00	0.00	0.00	200.00	0.00
=====							

Date: 06/12/18
Time: 11:43 am

MEDINA CITY SCHOOL DISTRICT
Appropriation Account Summary
SORTED BY FUND-SCC

Page: 5
(APPSUM)

FYTD Appropriated	Prior FY Carryover Encumbrances	FYTD Expendable	FYTD Actual Expenditures	MTD Actual Expenditures	Current Encumbrances	FYTD Unencumbered Balance	FYTD Percent Exp/Enc
*****TOTAL FOR FUND-SCC 018 9163 (BLAKE MEDIA CENTER):							
7,500.00	0.00	7,500.00	5,821.65	0.00	1,669.75	8.60	99.89
=====							
*****TOTAL FOR FUND-SCC 018 9170 (PRINCIPALS FUND - RALPH WAITE ELEMENTARY):							
16,800.00	2,437.37	19,237.37	15,815.85	6,732.17	1,921.76	1,499.76	92.20
=====							
*****TOTAL FOR FUND-SCC 018 9173 (MEDIA CENTER RALPH WAITE ELEMENTARY):							
11,000.00	0.00	11,000.00	8,602.02	299.47	2,377.13	20.85	99.81
=====							
*****TOTAL FOR FUND-SCC 018 9180 (PRINCIPALS FUND ELIZA NORTHROP ELEMENTARY):							
19,834.77	265.23	20,100.00	5,531.06	490.04	1,317.51	13,251.43	34.07
=====							
*****TOTAL FOR FUND-SCC 018 9181 (NORTHROP ELEMENTARY SCHOOL STORE):							
1,000.00	0.00	1,000.00	125.00	0.00	0.00	875.00	12.50
=====							
*****TOTAL FOR FUND-SCC 018 9183 (MEDIA CENTER ELIZA NORTHROP ELEMENTARY):							
8,300.00	0.00	8,300.00	4,920.27	0.00	3,000.00	379.73	95.42
=====							
*****TOTAL FOR FUND-SCC 018 9200 (PRINCIPAL'S FUND - CLAGGETT M.S.):							
27,590.44	109.56	27,700.00	20,419.18	3,133.45	4,998.58	2,282.24	91.76
=====							
*****TOTAL FOR FUND-SCC 018 9203 (CLAGGETT M.S. MEDIA CENTER):							
4,972.81	227.19	5,200.00	3,183.50	0.00	0.00	2,016.50	61.22
=====							
*****TOTAL FOR FUND-SCC 018 9210 (PRINCIPAL'S FUND - ROOT M.S.):							
36,885.86	6,268.91	43,154.77	10,422.04	6.08-	9,106.11	23,626.62	45.25
=====							
*****TOTAL FOR FUND-SCC 018 9211 (ROOT M.S. MEDIA CENTER):							
7,234.81	215.19	7,450.00	3,266.61	0.00	0.00	4,183.39	43.85
=====							

Date: 06/12/18
Time: 11:43 am

MEDINA CITY SCHOOL DISTRICT
Appropriation Account Summary
SORTED BY FUND-SCC

Page: 6
(APPSUM)

FYTD Appropriated	Prior FY Carryover Encumbrances	FYTD Expendable	FYTD Actual Expenditures	MTD Actual Expenditures	Current Encumbrances	FYTD Unencumbered Balance	FYTD Percent Exp/Enc
*****TOTAL FOR FUND-SCC 018 9213 (SPECIAL FUNDRAISER - ROOT M.S.):							
12,631.94	0.00	12,631.94	12,631.94	0.00	0.00	0.00	100.00
=====							
*****TOTAL FOR FUND-SCC 018 9300 (PRINCIPAL'S FUND - SENIOR HIGH):							
63,133.08	11,126.78	74,259.86	26,709.42	1,904.26	17,852.28	29,698.16	60.01
=====							
*****TOTAL FOR FUND-SCC 018 9301 (MEDIA CENTER FUND):							
1,407.00	0.00	1,407.00	221.85	0.00	0.00	1,185.15	15.77
=====							
*****TOTAL FOR FUND-SCC 018 9303 (PERFORMING ARTS):							
81,650.00	19,484.38	101,134.38	36,096.39	9,888.36	34,934.90	30,103.09	70.23
=====							
*****TOTAL FOR FUND-SCC 018 9304 (BUZZ):							
13,850.00	0.00	13,850.00	6,915.05	418.81	6,934.81	0.14	100.00
=====							
*****TOTAL FOR FUND-SCC 018 9901 (PUBLIC SCHOOL SUPPORT - INSTRUCTION DEPT.):							
6,553.00	2,600.00	9,153.00	824.95	105.00	1,800.00	6,528.05	28.68
=====							
*****TOTAL FOR FUND-SCC 018 9905 (PUBLIC SCHOOL SUPPORT/STUDENT SERVICES):							
0.00	0.00	0.00	7,055.87	0.00	0.00	7,055.87-	0.00
=====							
*****TOTAL FOR FUND-SCC 018 9906 (COMMUNICATIONS - PUBLIC SCHOOL SUPPORT):							
6,634.00	0.00	6,634.00	4,927.07	203.36	319.64	1,387.29	79.09
=====							
*****TOTAL FOR FUND-SCC 018 9920 (TRSP FUND):							
500.00	0.00	500.00	184.93	0.00	0.00	315.07	36.99
=====							
*****TOTAL FOR FUND-SCC 019 9000 (ADAMH GRANT):							
6,000.00	642.00	6,642.00	5,320.00	513.00	342.00	980.00	85.25
=====							

Date: 06/12/18
Time: 11:43 am

MEDINA CITY SCHOOL DISTRICT
Appropriation Account Summary
SORTED BY FUND-SCC

Page: 7
(APPSUM)

FYTD Appropriated	Prior FY Carryover Encumbrances	FYTD Expendable	FYTD Actual Expenditures	MTD Actual Expenditures	Current Encumbrances	FYTD Unencumbered Balance	FYTD Percent Exp/Enc
*****TOTAL FOR FUND-SCC 019 9008 (MCDAC GRANT FY18):							
82,368.00	0.00	82,368.00	130,242.24	12,733.34	0.00	47,874.24-	158.12
=====							
*****TOTAL FOR FUND-SCC 019 9300 (MARTHA HOLDEN JENNINGS - MHS - ZAVESKY):							
3,000.00	0.00	3,000.00	3,000.00	0.00	0.00	0.00	100.00
=====							
*****TOTAL FOR FUND-SCC 019 9613 (FUEL UP - CONDOSTA - ROOT - FY13):							
492.05	0.00	492.05	0.00	0.00	492.05	0.00	100.00
=====							
*****TOTAL FOR FUND-SCC 020 9001 (TRANSPORTATION ENTERPRISE):							
32,874.62	2,125.38	35,000.00	4,975.63	171.38	2,328.62	27,695.75	20.87
=====							
*****TOTAL FOR FUND-SCC 022 9000 (Unclaimed funds):							
0.00	7,740.96	7,740.96	331.25	0.00	4,668.75	2,740.96	64.59
=====							
*****TOTAL FOR FUND-SCC 022 9300 (OH HIGH SCHOOL ATH ASSOC FUND):							
60,000.00	0.00	60,000.00	33,655.81	293.97	928.75	25,415.44	57.64
=====							
*****TOTAL FOR FUND-SCC 024 9001 (MEDICAL AND DRUG/SELF INSURANCE FUNDS):							
8,229,857.01	38,142.99	8,268,000.00	7,204,460.34	808,578.42	2,323,948.17	1,260,408.51-	115.24
=====							
*****TOTAL FOR FUND-SCC 024 9002 (DENTAL SELF INSURANCE FUNDS):							
675,000.00	0.00	675,000.00	613,001.10	56,179.21	0.00	61,998.90	90.81
=====							
*****TOTAL FOR FUND-SCC 024 9094 (FLEX PRO):							
149,251.50	748.50	150,000.00	168,643.80	11,875.41	54,883.42	73,527.22-	149.02
=====							
*****TOTAL FOR FUND-SCC 027 0000 (WORKMANS COMP.-SELF INS):							
190,000.00	1,000.00	191,000.00	190,035.23	8,836.94	0.00	964.77	99.49
=====							

Date: 06/12/18
Time: 11:43 am

MEDINA CITY SCHOOL DISTRICT
Appropriation Account Summary
SORTED BY FUND-SCC

Page: 8
(APPSUM)

FYTD Appropriated	Prior FY Carryover Encumbrances	FYTD Expendable	FYTD Actual Expenditures	MTD Actual Expenditures	Current Encumbrances	FYTD Unencumbered Balance	FYTD Percent Exp/Enc
*****TOTAL FOR FUND-SCC 071 9013 (LOCAL SALES TAX PERMANENT IMPROVEMENTS):							
3,669,849.48	573,663.02	4,243,512.50	2,516,773.15	41,542.71	166,765.74	1,559,973.61	63.24
=====							
*****TOTAL FOR FUND-SCC 200 9110 (GARFIELD STUDENT COUNCIL/K-KIDS CLUB):							
1,200.00	0.00	1,200.00	548.82	0.00	200.00	451.18	62.40
=====							
*****TOTAL FOR FUND-SCC 200 9111 (GARFIELD CHESS CLUB):							
200.00	0.00	200.00	0.00	0.00	0.00	200.00	0.00
=====							
*****TOTAL FOR FUND-SCC 200 9121 (ELLA CANAVAN STUDENT COUNCIL):							
240.00	245.28	485.28	411.97	0.00	0.00	73.31	84.89
=====							
*****TOTAL FOR FUND-SCC 200 9185 (K-KIDS KIWANIS ACTIVITY CLUB-NORTHROP):							
2,300.00	119.92	2,419.92	887.73	0.00	0.00	1,532.19	36.68
=====							
*****TOTAL FOR FUND-SCC 200 9202 (CLAGGETT MIDDLE SCH. STUDENT COUNCIL):							
6,010.00	0.00	6,010.00	5,537.36	992.51	530.45	57.81-	100.96
=====							
*****TOTAL FOR FUND-SCC 200 9205 (CLAGGETT MIDDLE SCH. BUILDERS CLUB):							
250.00	0.00	250.00	92.79	92.79	0.00	157.21	37.12
=====							
*****TOTAL FOR FUND-SCC 200 9209 (CLAGGETT MIDDLE SCHOOL DRAMA CLUB):							
4,000.00	0.00	4,000.00	4,076.34	0.00	0.00	76.34-	101.91
=====							
*****TOTAL FOR FUND-SCC 200 9253 (BUILDERS' CLUB - ROOT M.S.):							
500.00	0.00	500.00	0.00	0.00	0.00	500.00	0.00
=====							
*****TOTAL FOR FUND-SCC 200 9254 (HONORS ACADEMY - ROOT):							
1,500.00	0.00	1,500.00	1,200.94	815.94	183.99	115.07	92.33
=====							

Date: 06/12/18
Time: 11:43 am

MEDINA CITY SCHOOL DISTRICT
Appropriation Account Summary
SORTED BY FUND-SCC

Page: 9
(APPSUM)

FYTD Appropriated	Prior FY Carryover Encumbrances	FYTD Expendable	FYTD Actual Expenditures	MTD Actual Expenditures	Current Encumbrances	FYTD Unencumbered Balance	FYTD Percent Exp/Enc
*****TOTAL FOR FUND-SCC 200 9256 (DRAMA CLUB - ROOT M.S.):							
6,923.00	0.00	6,923.00	1,186.50	0.00	0.00	5,736.50	17.14
=====							
*****TOTAL FOR FUND-SCC 200 9257 (ENVIRONMENTAL CLUB - ROOT M.S.):							
195.19	0.00	195.19	195.19	0.00	0.00	0.00	100.00
=====							
*****TOTAL FOR FUND-SCC 200 9258 (STUDENT COUNCIL - ROOT M.S.):							
2,800.00	0.00	2,800.00	1,902.63	0.00	319.15	578.22	79.35
=====							
*****TOTAL FOR FUND-SCC 200 9301 (YOUNG AMERICANS FOR FREEDOM):							
6,200.00	0.00	6,200.00	3,100.00	3,100.00	0.00	3,100.00	50.00
=====							
*****TOTAL FOR FUND-SCC 200 9302 (ART CLUB):							
900.00	0.00	900.00	28.00	0.00	102.00	770.00	14.44
=====							
*****TOTAL FOR FUND-SCC 200 9303 (INTERNATIONAL CULTURAL EXPLORATION):							
360.00	0.00	360.00	161.84	0.00	198.16	0.00	100.00
=====							
*****TOTAL FOR FUND-SCC 200 9304 (CAREER ASSOCIATION):							
243.08	0.00	243.08	243.08	0.00	0.00	0.00	100.00
=====							
*****TOTAL FOR FUND-SCC 200 9305 (CHEMCLUB):							
300.00	0.00	300.00	167.39	0.00	132.61	0.00	100.00
=====							
*****TOTAL FOR FUND-SCC 200 9306 (OPERATION SMILE):							
650.00	0.00	650.00	119.92	0.00	530.08	0.00	100.00
=====							
*****TOTAL FOR FUND-SCC 200 9307 (CHOIR):							
33,000.00	9,508.88	42,508.88	17,067.31	576.00	23,441.57	2,000.00	95.30
=====							

Date: 06/12/18
Time: 11:43 am

MEDINA CITY SCHOOL DISTRICT
Appropriation Account Summary
SORTED BY FUND-SCC

Page: 10
(APPSUM)

FYTD Appropriated	Prior FY Carryover Encumbrances	FYTD Expendable	FYTD Actual Expenditures	MTD Actual Expenditures	Current Encumbrances	FYTD Unencumbered Balance	FYTD Percent Exp/Enc
*****TOTAL FOR FUND-SCC 200 9308 (COMPUTER CLUB):							
71.86	0.00	71.86	71.86	0.00	0.00	0.00	100.00
=====							
*****TOTAL FOR FUND-SCC 200 9309 (IMPROVE CLUB):							
4,300.00	0.00	4,300.00	0.00	0.00	4,300.00	0.00	100.00
=====							
*****TOTAL FOR FUND-SCC 200 9311 (CHESS CLUB):							
700.00	0.00	700.00	0.00	0.00	0.00	700.00	0.00
=====							
*****TOTAL FOR FUND-SCC 200 9312 (DRAMA CLUB):							
21,500.00	26,285.26	47,785.26	17,401.30	7,469.69	4,453.63	25,930.33	45.74
=====							
*****TOTAL FOR FUND-SCC 200 9315 (FELLOWSHIP OF CHRISTIAN ATHLETES):							
500.00	0.00	500.00	161.82	0.00	228.18	110.00	78.00
=====							
*****TOTAL FOR FUND-SCC 200 9316 (FRENCH CLUB):							
8.71	0.00	8.71	8.71	0.00	0.00	0.00	100.00
=====							
*****TOTAL FOR FUND-SCC 200 9318 (GIRLS LEADERSHIP CLUB):							
900.00	0.00	900.00	898.17	0.00	0.00	1.83	99.80
=====							
*****TOTAL FOR FUND-SCC 200 9321 (KEY CLUB):							
10,000.00	0.00	10,000.00	4,407.93	2,605.83	5,592.07	0.00	100.00
=====							
*****TOTAL FOR FUND-SCC 200 9323 (MEDINAMITE):							
3,000.00	0.00	3,000.00	751.48	314.00	287.00	1,961.52	34.62
=====							
*****TOTAL FOR FUND-SCC 200 9324 (MEDINIAN):							
10,000.00	0.00	10,000.00	7,891.72	0.00	2,108.28	0.00	100.00
=====							

Date: 06/12/18
Time: 11:43 am

MEDINA CITY SCHOOL DISTRICT
Appropriation Account Summary
SORTED BY FUND-SCC

Page: 11
(APPSUM)

FYTD Appropriated	Prior FY Carryover Encumbrances	FYTD Expendable	FYTD Actual Expenditures	MTD Actual Expenditures	Current Encumbrances	FYTD Unencumbered Balance	FYTD Percent Exp/Enc
*****TOTAL FOR FUND-SCC 200 9325 (MHS BAND):							
20,000.00	0.00	20,000.00	18,195.58	4,835.77	1,804.42	0.00	100.00
=====							
*****TOTAL FOR FUND-SCC 200 9326 (NATIONAL HONOR SOCIETY):							
3,500.00	0.00	3,500.00	1,907.13	1,427.24	1,092.87	500.00	85.71
=====							
*****TOTAL FOR FUND-SCC 200 9327 (ORCHESTRA):							
3,000.00	0.00	3,000.00	512.50	0.00	2,487.50	0.00	100.00
=====							
*****TOTAL FOR FUND-SCC 200 9330 (SCIENCE OLYMPIAD CLUB):							
1,736.98	0.00	1,736.98	334.40	197.42	1,402.58	0.00	100.00
=====							
*****TOTAL FOR FUND-SCC 200 9332 (SPANISH CLUB):							
5,280.00	0.00	5,280.00	3,232.38	750.00	2,047.62	0.00	100.00
=====							
*****TOTAL FOR FUND-SCC 200 9333 (STUDENT COUNCIL):							
43,000.00	1,110.28	44,110.28	37,493.09	2,858.75	6,617.19	0.00	100.00
=====							
*****TOTAL FOR FUND-SCC 200 9334 (WORK STUDY CLUB):							
5,316.20	0.00	5,316.20	5,316.20	0.00	0.00	0.00	100.00
=====							
*****TOTAL FOR FUND-SCC 200 9335 (LATIN CLUB):							
5,000.00	0.00	5,000.00	4,980.32	0.00	0.00	19.68	99.61
=====							
*****TOTAL FOR FUND-SCC 200 9336 (INTERACT ORGANIZATION):							
1,613.23	0.00	1,613.23	1,613.23	0.00	0.00	0.00	100.00
=====							
*****TOTAL FOR FUND-SCC 200 9337 (AMERICAN SIGN LANGUAGE CLUB):							
80.00	0.00	80.00	62.55	0.00	17.45	0.00	100.00
=====							

Date: 06/12/18
Time: 11:43 am

MEDINA CITY SCHOOL DISTRICT
Appropriation Account Summary
SORTED BY FUND-SCC

Page: 12
(APPSUM)

FYTD Appropriated	Prior FY Carryover Encumbrances	FYTD Expendable	FYTD Actual Expenditures	MTD Actual Expenditures	Current Encumbrances	FYTD Unencumbered Balance	FYTD Percent Exp/Enc
*****TOTAL FOR FUND-SCC 200 9339 (SPEECH/DEBATE CLUB):							
32,500.00	0.00	32,500.00	23,822.31	2,277.50	3,959.72	4,717.97	85.48
=====							
*****TOTAL FOR FUND-SCC 200 9340 (S. A. D. D.):							
2,000.00	0.00	2,000.00	481.38	0.00	1,518.62	0.00	100.00
=====							
*****TOTAL FOR FUND-SCC 200 9345 (INTERNATIONAL CLUB):							
4,793.96	0.00	4,793.96	4,793.96	0.00	0.00	0.00	100.00
=====							
*****TOTAL FOR FUND-SCC 200 9346 (PENGUIN BOWL/NOSB):							
550.00	0.00	550.00	500.00	0.00	0.00	50.00	90.91
=====							
*****TOTAL FOR FUND-SCC 200 9350 (TECHNOLOGY CLUB):							
3,400.00	0.00	3,400.00	1,854.27	0.00	145.73	1,400.00	58.82
=====							
*****TOTAL FOR FUND-SCC 200 9351 (THE JUNIOR STATESMEN OF AMERICA):							
1,194.43	0.00	1,194.43	1,194.43	0.00	0.00	0.00	100.00
=====							
*****TOTAL FOR FUND-SCC 200 9352 (VIDEO CLUB - SR HI):							
7,000.00	273.25	7,273.25	1,057.25	0.00	6,216.00	0.00	100.00
=====							
*****TOTAL FOR FUND-SCC 200 9353 (CHINESE CLUB):							
350.00	0.00	350.00	97.72	0.00	252.28	0.00	100.00
=====							
*****TOTAL FOR FUND-SCC 200 9355 (GENDER AND SEXUALITY ALLIANCE):							
2,400.00	0.00	2,400.00	1,009.24	0.00	979.54	411.22	82.87
=====							
*****TOTAL FOR FUND-SCC 200 9380 (V O F T):							
24,500.00	0.00	24,500.00	8,727.96	3,282.48	15,772.04	0.00	100.00
=====							

Date: 06/12/18
Time: 11:43 am

MEDINA CITY SCHOOL DISTRICT
Appropriation Account Summary
SORTED BY FUND-SCC

Page: 13
(APPSUM)

FYTD Appropriated	Prior FY Carryover Encumbrances	FYTD Expendable	FYTD Actual Expenditures	MTD Actual Expenditures	Current Encumbrances	FYTD Unencumbered Balance	FYTD Percent Exp/Enc
*****TOTAL FOR FUND-SCC 200 9416 (CLASS OF 2016):							
2,446.37	0.00	2,446.37	2,446.37	0.00	0.00	0.00	100.00
=====							
*****TOTAL FOR FUND-SCC 200 9417 (CLASS OF 2017):							
4,359.18	0.00	4,359.18	4,085.62	0.00	0.00	273.56	93.72
=====							
*****TOTAL FOR FUND-SCC 200 9418 (CLASS OF 2018):							
10,500.00	16,423.05	26,923.05	17,402.02	0.00	9,253.14	267.89	99.00
=====							
*****TOTAL FOR FUND-SCC 200 9419 (CLASS OF 2019):							
47,970.00	0.00	47,970.00	42,875.40	30,688.78	4,870.91	223.69	99.53
=====							
*****TOTAL FOR FUND-SCC 200 9420 (CLASS OF 2020):							
3,100.00	0.00	3,100.00	89.83	0.00	3,010.17	0.00	100.00
=====							
*****TOTAL FOR FUND-SCC 200 9421 (CLASS OF 2021):							
1,500.00	0.00	1,500.00	29.85	0.00	20.15	1,450.00	3.33
=====							
*****TOTAL FOR FUND-SCC 300 0000 (ATHLETIC FUND):							
395,793.94	20,906.06	416,700.00	354,294.39	32,825.02	26,719.94	35,685.67	91.44
=====							
*****TOTAL FOR FUND-SCC 300 9110 (GARFIELD FIELD TRIPS):							
10,000.00	0.00	10,000.00	2,517.50	297.08	2,477.92	5,004.58	49.95
=====							
*****TOTAL FOR FUND-SCC 300 9120 (CANAVAN FIELD TRIP):							
9,478.00	0.00	9,478.00	5,668.00	4,302.00	1,606.33	2,203.67	76.75
=====							
*****TOTAL FOR FUND-SCC 300 9130 (FENN FIELD TRIPS):							
14,500.00	0.00	14,500.00	6,766.11	462.00	896.63	6,837.26	52.85
=====							

Date: 06/12/18
Time: 11:43 am

MEDINA CITY SCHOOL DISTRICT
Appropriation Account Summary
SORTED BY FUND-SCC

Page: 14
(APPSUM)

FYTD Appropriated	Prior FY Carryover Encumbrances	FYTD Expendable	FYTD Actual Expenditures	MTD Actual Expenditures	Current Encumbrances	FYTD Unencumbered Balance	FYTD Percent Exp/Enc
*****TOTAL FOR FUND-SCC 300 9140 (HERITAGE FIELD TRIPS):							
6,887.00	0.00	6,887.00	5,720.00	427.00	1,134.00	33.00	99.52
=====							
*****TOTAL FOR FUND-SCC 300 9160 (BLAKE FIELD TRIPS):							
10,900.00	0.00	10,900.00	9,013.83	2,747.83	860.00	1,026.17	90.59
=====							
*****TOTAL FOR FUND-SCC 300 9170 (WAITE FIELD TRIPS):							
15,000.00	0.00	15,000.00	11,457.66	521.41	2,113.08	1,429.26	90.47
=====							
*****TOTAL FOR FUND-SCC 300 9180 (NORTHROP FIELD TRIPS):							
9,000.00	0.00	9,000.00	3,621.85	917.92	5,527.40	149.25-	101.66
=====							
*****TOTAL FOR FUND-SCC 300 9201 (CLAGGETT MIDDLE SCH. BAND FUND):							
45,500.00	35.00	45,535.00	16,580.38	2,450.50	6,583.72	22,370.90	50.87
=====							
*****TOTAL FOR FUND-SCC 300 9208 (CLAGGETT - 6TH GRADE TRIPS):							
110,800.00	0.00	110,800.00	97,288.79	0.00	0.00	13,511.21	87.81
=====							
*****TOTAL FOR FUND-SCC 300 9250 (ROOT M.S. BAND FUND):							
19,750.00	48.00	19,798.00	11,995.38	1,573.99	5,647.09	2,155.53	89.11
=====							
*****TOTAL FOR FUND-SCC 300 9253 (ROOT M.S. BEEHIVE):							
667.91	32.09	700.00	368.98	0.00	300.00	31.02	95.57
=====							
*****TOTAL FOR FUND-SCC 300 9258 (ROOT - DISTRICT SUPERVISED ACTIVITIES):							
133,060.00	0.00	133,060.00	112,112.10	9,204.00	1,756.25	19,191.65	85.58
=====							
*****TOTAL FOR FUND-SCC 300 9259 (ROOT DANCE TEAM):							
528.00	0.00	528.00	528.00	0.00	0.00	0.00	100.00
=====							

Date: 06/12/18
Time: 11:43 am

MEDINA CITY SCHOOL DISTRICT
Appropriation Account Summary
SORTED BY FUND-SCC

Page: 15
(APPSUM)

FYTD Appropriated	Prior FY Carryover Encumbrances	FYTD Expendable	FYTD Actual Expenditures	MTD Actual Expenditures	Current Encumbrances	FYTD Unencumbered Balance	FYTD Percent Exp/Enc
*****TOTAL FOR FUND-SCC 300 9301 (BOWLING CLUB):							
3,200.00	0.00	3,200.00	3,200.00	0.00	0.00	0.00	100.00
=====							
*****TOTAL FOR FUND-SCC 300 9302 (MENS VOLLEYBALL):							
7,940.00	0.00	7,940.00	2,615.67	1,256.52	2,724.33	2,600.00	67.25
=====							
*****TOTAL FOR FUND-SCC 300 9303 (HUDDLE/SHUDDLE):							
2,627.48	72.52	2,700.00	1,112.21	285.00	1,300.00	287.79	89.34
=====							
*****TOTAL FOR FUND-SCC 300 9304 (LINK CREW):							
4,860.00	0.00	4,860.00	2,212.87	0.00	2,647.13	0.00	100.00
=====							
*****TOTAL FOR FUND-SCC 300 9305 (MHS DANCE TEAM):							
1,450.54	0.00	1,450.54	1,450.54	0.00	0.00	0.00	100.00
=====							
*****TOTAL FOR FUND-SCC 300 9313 (DRAMA/MUSICAL):							
10,210.00	547.74	10,757.74	10,723.82	0.00	0.00	33.92	99.68
=====							
*****TOTAL FOR FUND-SCC 300 9325 (MHS BAND TRIP):							
0.00	0.00	0.00	682.92	0.00	0.00	682.92-	0.00
=====							
*****TOTAL FOR FUND-SCC 300 9334 (BEEHIVE CAFE):							
21,550.00	0.00	21,550.00	16,511.78	809.95	6,840.27	1,802.05-	108.36
=====							
*****TOTAL FOR FUND-SCC 300 9380 (V O F T):							
640.58	0.00	640.58	640.58	0.00	0.00	0.00	100.00
=====							
*****TOTAL FOR FUND-SCC 300 9390 (GLOBAL TRIPS):							
2,485.00	0.00	2,485.00	2,485.00	0.00	0.00	0.00	100.00
=====							

Date: 06/12/18
Time: 11:43 am

MEDINA CITY SCHOOL DISTRICT
Appropriation Account Summary
SORTED BY FUND-SCC

Page: 16
(APPSUM)

FYTD Appropriated	Prior FY Carryover Encumbrances	FYTD Expendable	FYTD Actual Expenditures	MTD Actual Expenditures	Current Encumbrances	FYTD Unencumbered Balance	FYTD Percent Exp/Enc
*****TOTAL FOR FUND-SCC 401 9016 (AUXILIARY FUNDS/ST FRANCIS):							
7,447.55	0.00	7,447.55	7,447.55	0.00	0.00	0.00	100.00
=====							
*****TOTAL FOR FUND-SCC 401 9017 (AUXILIARY FUNDS/ST FRANCIS):							
14,644.43	41,750.85	56,395.28	56,357.87	0.00	0.00	37.41	99.93
=====							
*****TOTAL FOR FUND-SCC 401 9018 (AUXILIARY FUNDS/ST FRANCIS):							
382,503.17	0.00	382,503.17	241,450.38	10,885.68	45,150.69	95,902.10	74.93
=====							
*****TOTAL FOR FUND-SCC 401 9026 (AUX FUNDS NURTURY):							
5,654.05	0.00	5,654.05	5,654.05	0.00	0.00	0.00	100.00
=====							
*****TOTAL FOR FUND-SCC 401 9027 (AUX FUNDS NURTURY):							
814.41	554.63	1,369.04	1,296.14	0.00	0.00	72.90	94.68
=====							
*****TOTAL FOR FUND-SCC 401 9028 (AUX FUNDS NURTURY):							
13,944.00	0.00	13,944.00	2,731.10	0.00	0.00	11,212.90	19.59
=====							
*****TOTAL FOR FUND-SCC 401 9036 (AUX FUNDS MCA):							
2,560.07	0.00	2,560.07	2,560.07	0.00	0.00	0.00	100.00
=====							
*****TOTAL FOR FUND-SCC 401 9037 (AUX FUNDS MCA):							
15.53	34,970.84	34,986.37	34,674.10	0.00	0.00	312.27	99.11
=====							
*****TOTAL FOR FUND-SCC 401 9038 (AUX FUNDS MCA):							
169,490.79	0.00	169,490.79	134,576.47	7,091.67	4,566.95	30,347.37	82.09
=====							
*****TOTAL FOR FUND-SCC 401 9046 (AUX FUNDS KIDS COUNTRY):							
1,234.24	0.00	1,234.24	1,234.24	0.00	0.00	0.00	100.00
=====							

Date: 06/12/18
Time: 11:43 am

MEDINA CITY SCHOOL DISTRICT
Appropriation Account Summary
SORTED BY FUND-SCC

Page: 17
(APPSUM)

FYTD Appropriated	Prior FY Carryover Encumbrances	FYTD Expendable	FYTD Actual Expenditures	MTD Actual Expenditures	Current Encumbrances	FYTD Unencumbered Balance	FYTD Percent Exp/Enc
*****TOTAL FOR FUND-SCC 401 9047 (AUX FUNDS KIDS COUNTRY):							
42.89	6,145.24	6,188.13	6,355.16	0.00	0.00	167.03-	102.70
=====							
*****TOTAL FOR FUND-SCC 401 9048 (AUX FUNDS KIDS COUNTRY):							
11,441.28	0.00	11,441.28	0.00	0.00	3,547.74	7,893.54	31.01
=====							
*****TOTAL FOR FUND-SCC 451 9018 (CONNECTIVITY FY18):							
19,800.00	0.00	19,800.00	19,236.00	0.00	0.00	564.00	97.15
=====							
*****TOTAL FOR FUND-SCC 463 9017 (ALT ED):							
219.48	0.00	219.48	219.48	0.00	0.00	0.00	100.00
=====							
*****TOTAL FOR FUND-SCC 516 9017 (TITLE VI-B):							
212,872.15	5,033.91	217,906.06	217,906.06	0.00	0.00	0.00	100.00
=====							
*****TOTAL FOR FUND-SCC 516 9018 (TITLE VI-B):							
1,475,777.75	0.00	1,475,777.75	1,129,016.91	104,744.32	29,466.89	317,293.95	78.50
=====							
*****TOTAL FOR FUND-SCC 551 9118 (TITLE III LEP):							
10,743.48	0.00	10,743.48	10,743.48	0.00	0.00	0.00	100.00
=====							
*****TOTAL FOR FUND-SCC 572 9017 (TITLE I):							
111,270.90	43,068.24	154,339.14	154,339.14	0.00	0.00	0.00	100.00
=====							
*****TOTAL FOR FUND-SCC 572 9018 (TITLE I):							
554,638.46	0.00	554,638.46	340,801.53	34,932.50	21,083.33	192,753.60	65.25
=====							
*****TOTAL FOR FUND-SCC 572 9117 (TITLE I-D):							
84,431.37	35,294.80	119,726.17	119,726.17	0.00	0.00	0.00	100.00
=====							

Date: 06/12/18
Time: 11:43 am

MEDINA CITY SCHOOL DISTRICT
Appropriation Account Summary
SORTED BY FUND-SCC

Page: 18
(APPSUM)

FYTD Appropriated	Prior FY Carryover Encumbrances	FYTD Expendable	FYTD Actual Expenditures	MTD Actual Expenditures	Current Encumbrances	FYTD Unencumbered Balance	FYTD Percent Exp/Enc
*****TOTAL FOR FUND-SCC 572 9118 (TITLE I-D):							
111,256.24	0.00	111,256.24	34,878.59	2,433.19	4,806.21	71,571.44	35.67
=====							
*****TOTAL FOR FUND-SCC 587 9017 (PRESCHOOL):							
3,580.50	4,702.34	8,282.84	8,282.84	0.00	0.00	0.00	100.00
=====							
*****TOTAL FOR FUND-SCC 587 9018 (PRESCHOOL):							
54,133.22	0.00	54,133.22	33,588.70	9,944.92	7,145.16	13,399.36	75.25
=====							
*****TOTAL FOR FUND-SCC 590 9017 (TITLE II-A):							
861.99-	4,581.82	3,719.83	3,719.83	0.00	0.00	0.00	100.00
=====							
*****TOTAL FOR FUND-SCC 590 9018 (TITLE II-A):							
141,737.30	0.00	141,737.30	101,185.18	3,041.14	10,350.09	30,202.03	78.69
=====							
*****TOTAL FOR FUND-SCC 599 9018 (TITLE IV-A STUDENT SUPPORT AND ACADEMIC ENR):							
12,697.89	0.00	12,697.89	9,806.13	1,179.86	0.00	2,891.76	77.23
=====							
*****GRAND TOTALS:							
106,845,631.75	1,916,996.50	108,762,628.25	93,708,991.96	7,607,202.28	5,956,227.24	9,097,409.05	91.64
=====							

GENERAL FUND-TRUE DAYS CASH

Includes Emergency Levy

