Medina City Schools
General Fund Analysis
May 31, 2015

	2014-2015 Original Estimate (1)	Y-T-D Actual July 2014 - June 2015 (2)	Percent	Variance (3)
Beginning Balance - July 1, 2014		29,376,290.85		0.00
General Fund	26,122,298.67			
Other Funds - Emergency Levy	3,253,992.18			
Revenue	76,211,152.00	77,267,921.77	101.4%	-1,056,769.77
	76,211,152.00	**77,267,921.77**		**-1,056,769.77**
Expenditures	73,171,112.00	63,059,564.02	86.2%	10,111,547.98
Encumberance	450,000.00	1,148,061.87		-698,061.87
	73,621,112.00	**64,207,625.89**		**9,413,486.11**
Ending Balance - June 30, 2015	31,966,330.85	42,436,586.73		-10,470,255.88

Original Estimate revenue, expenditure and encumbrance taken from May 2014 five-year forecast.
Includes November 2013 Emergency Levy

General Fund Summary

May 2015

Revenues

1. Real Property Taxes – Total Real Property Taxes received from the beginning of the fiscal year until May 31, 2015 is $49,081,308.42. This is an increase of 9.3% above last year's taxes received at this time and is mainly due to the Emergency Levy passage plus the district has revised the receipt to include Public Utility. This was formerly listed under the personal property revenue line. $-0- was collected in May.

2. Personal Property Taxes – Total Personal Property Taxes received from the beginning of the fiscal year until May 31, 2015 is $-0-. These monies were distributed in the past upon settlement from the County Auditor. These monies no longer exist except if the auditor collects on delinquencies. The monies listed over the prior years were Public Utility real property and are being listed with the real property receipts and are figured in the percentage over/under. $-0- was collected in May.

3. State Foundation – State Foundation monies received from the State of Ohio from the beginning of the fiscal year until May 31, 2015 total $17,398,722.80. This is an increase of 9.5% above last year's foundation money received at this time. This includes $354,876.00 in Casino revenues for the year. The current increase is due to payment based upon the Governor's funding formula. $1,639,262.48 was collected in May.

4. Restricted Aid – Restricted Aid monies are for Career Tech, Education Jobs and ARRA funding. Monies received from the beginning of the fiscal year until May 31, 2015 total $5,816.38. The prior year's figure was based upon 2012 and was corrected as the year progressed by the Ohio Department of Education. $528.42 was collected in May.

5. Homestead and Rollback – Monies received from the State of Ohio from the beginning of the fiscal year until May 31, 2015 total $8,792,430.76. Receipts are based upon the real property taxes collected and Homestead filings with the County Auditor. These revenues also include monies for personal property tax loss reimbursement from the State. The State has shifted and reduced the distribution of personal property tax loss reimbursement from August/November/May to November/May. $4,393,409.94 was collected in May.

6. Other – Other monies received from the beginning of the fiscal year until May 31, 2015 total $1,989,643.41. This is an increase of 0.1% above last year at this time and is due to Tuition, Interest Earnings, Donations, and Field Trips. $148,815.55 was collected in May.

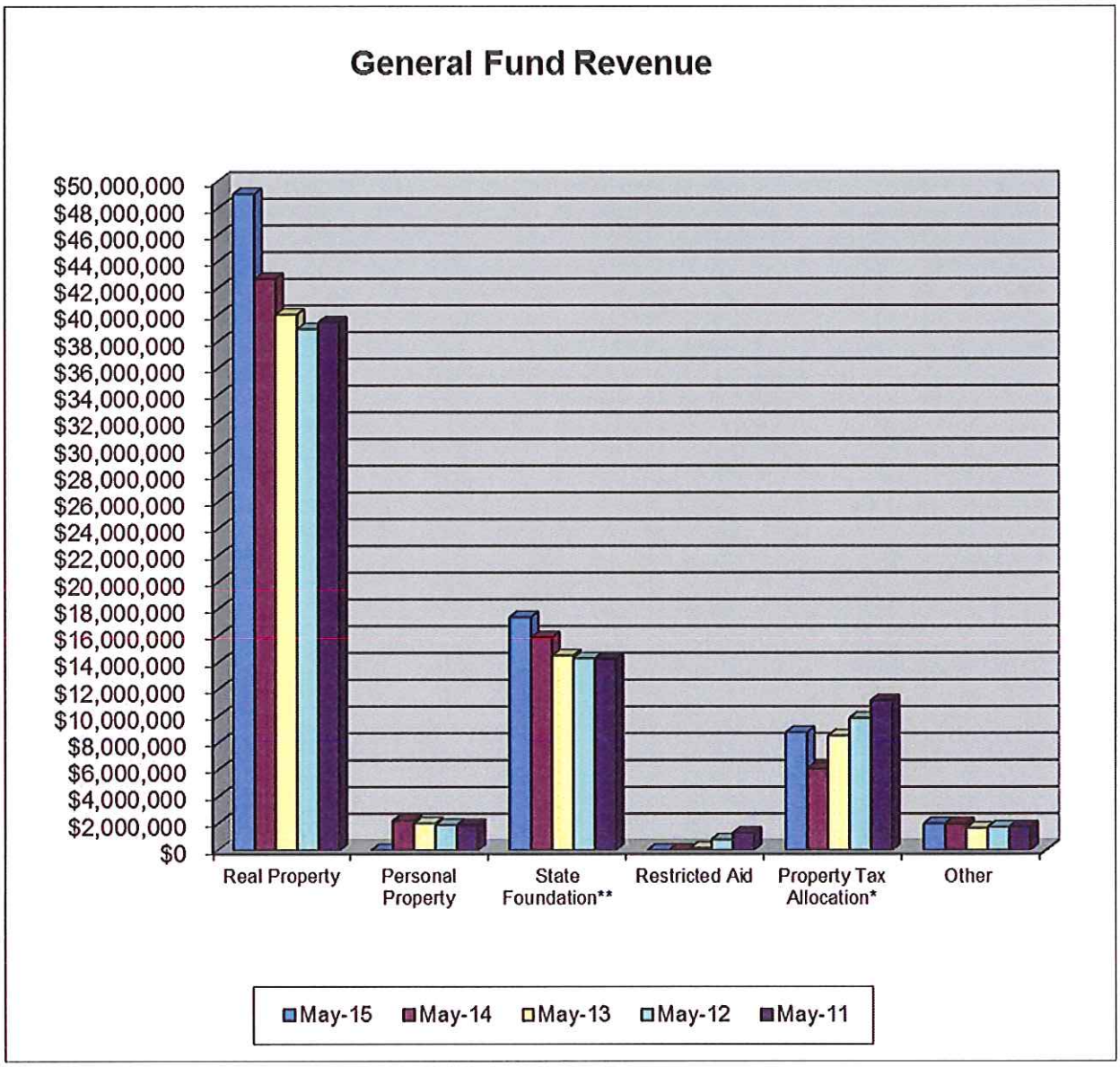

	May-15	May-14	May-13	May-12	May-11	Current Forecast	
Real Property	$49,081,308	$42,721,214	$40,034,996	$38,947,562	$39,434,325	$49,081,308	
Personal Property	$0	$2,199,412	$2,001,266	$1,883,263	$1,855,547	$0	
State Foundation**	$17,398,723	$15,893,684	$14,537,921	$14,323,803	$14,258,173	$18,771,957	**
Restricted Aid	$5,816	$5,775	$150,599	$791,248	$1,272,173	$6,345	
Property Tax Allocation*	$8,792,431	$6,083,896	$8,547,959	$9,855,029	$11,168,109	$8,702,806	*
Other	$1,989,643	$1,971,238	$1,650,260	$1,720,884	$1,722,489	$1,997,013	
Total	$77,267,922	$68,875,219	$66,923,002	$67,521,789	$69,710,816	$78,559,429	
State %	33.9%	31.9%	34.7%	37.0%	38.3%		

* Includes Homestead/Rollback, Tangible Personal Property Tax Fixed Rate Loss Reimbursement and Electric Deregulation.
** Includes Casino Revenue in State Foundation beginning January 2013 and Economic Disadvantaged Funding in November 2013.

General Fund Summary

May 2015

Expenditures

1. Personnel Services– The costs for personnel services for the School District from the beginning of the fiscal year until May 31, 2015 was $33,970,091.08. This was an increase of 5.1% above last year at this time. $3,249,855.59 was spent in May.

2. Benefits – The cost for benefits for the School District from the beginning of the fiscal year until May 31, 2015 was $13,572,627.64. This was an increase of 0.2% above last year at this time. $1,214,791.18 was spent in May.

3. Purchased Services – The cost for purchased services for the district from the beginning of the fiscal year until May 31, 2015 total $7,341,023.37. This was a 6.4% increase above last year at this time. $578,816.91 was spent in May. Professional Services, Legal Services, Fleet Insurance, Rentals and Leases, Mileage, Electricity, Gas, Tuition, Special Education Services, Open Enrollment, and Post-Secondary and Other Tuition account for the increase.

4. Supplies and Materials – The cost for supplies and materials for the district from the beginning of the fiscal year until May 31, 2015 total $1,386,256.92. This was a 19.8% increase above last year at this time. $226,246.10 was spent in May. General Supplies, Office Supplies, Nursing Supplies, Textbooks, Library Books, Electronic Subscriptions, Fuel, Tires and Tubes accounted for this increase.

5. Capital Outlay – The cost for capital outlay for the district from the beginning of the fiscal year until May 31, 2015 total $1,557,381.91. This was a 308.4% increase above last year at this time and was mainly due to the purchase of computers and other instructional equipment. $6,713.44 was spent in May.

6. Other – The cost of other expenditures excluding transfers for the district was $1,525,507.39 for the fiscal year until May 31, 2015. This was a 4.5% decrease below last year at this time. $35,445.68 was spent in May. Auditor/Treasurer Fees, Shipping Fees, and County Board Services make up the majority of this decrease.

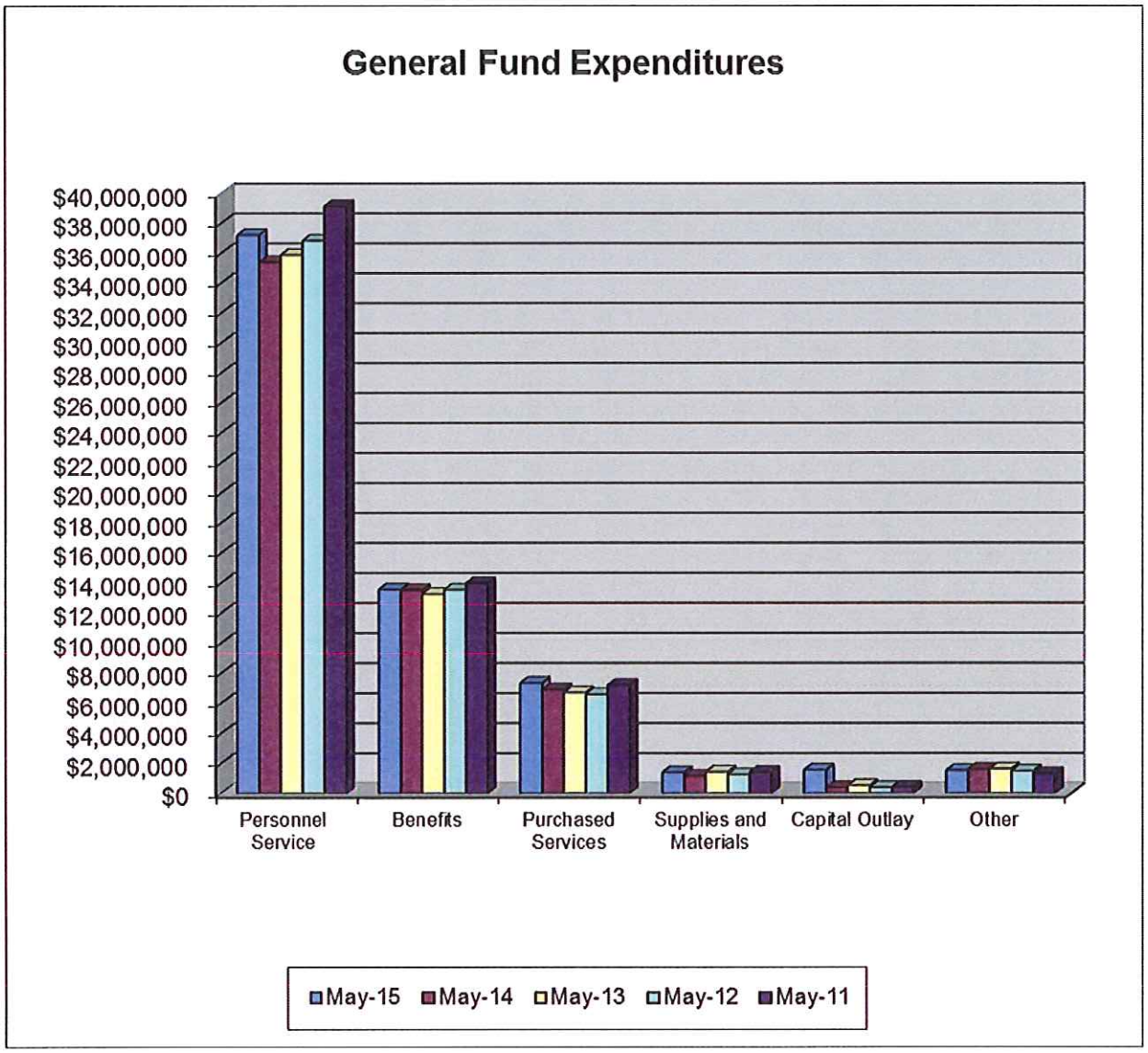

	May-15	May-14	May-13	May-12	May-11	Current Forecast
Personnel Service	$37,219,947	$35,410,544	$35,890,650	$36,847,603	$39,136,349	$40,836,091
Benefits	$13,572,628	$13,535,707	$13,268,836	$13,547,213	$13,979,831	$14,829,836
Purchased Services	$7,341,023	$6,896,365	$6,703,552	$6,591,241	$7,186,686	$8,311,504
Supplies and Materials	$1,386,257	$1,157,002	$1,432,853	$1,246,895	$1,413,313	$1,423,616
Capital Outlay	$1,557,382	$381,323	$516,048	$385,501	$403,796	$1,612,316
Other	$1,525,507	$1,596,712	$1,625,684	$1,477,439	$1,311,875	$1,621,675
Transfers and Adv., Etc.	$456,820	$481,728	$403,077	$505,841	$389,910	$456,820
Other than Debt						
Total	$63,059,564	$59,459,381	$59,840,701	$60,601,733	$63,821,760	$69,091,858

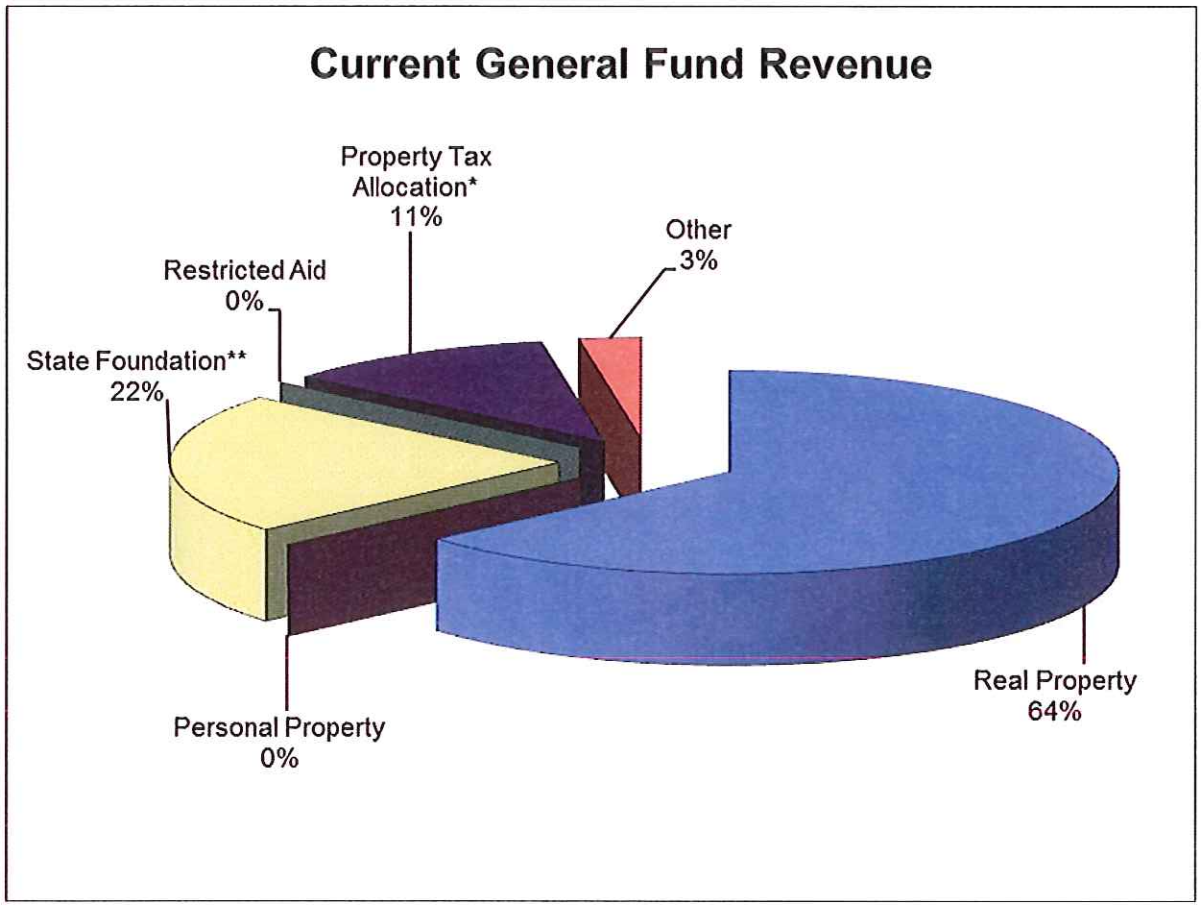
Current General Fund Revenue
Property Tax Allocation* 11%
Other 3%
Restricted Aid 0%
State Foundation** 22%
Real Property 64%
Personal Property 0%

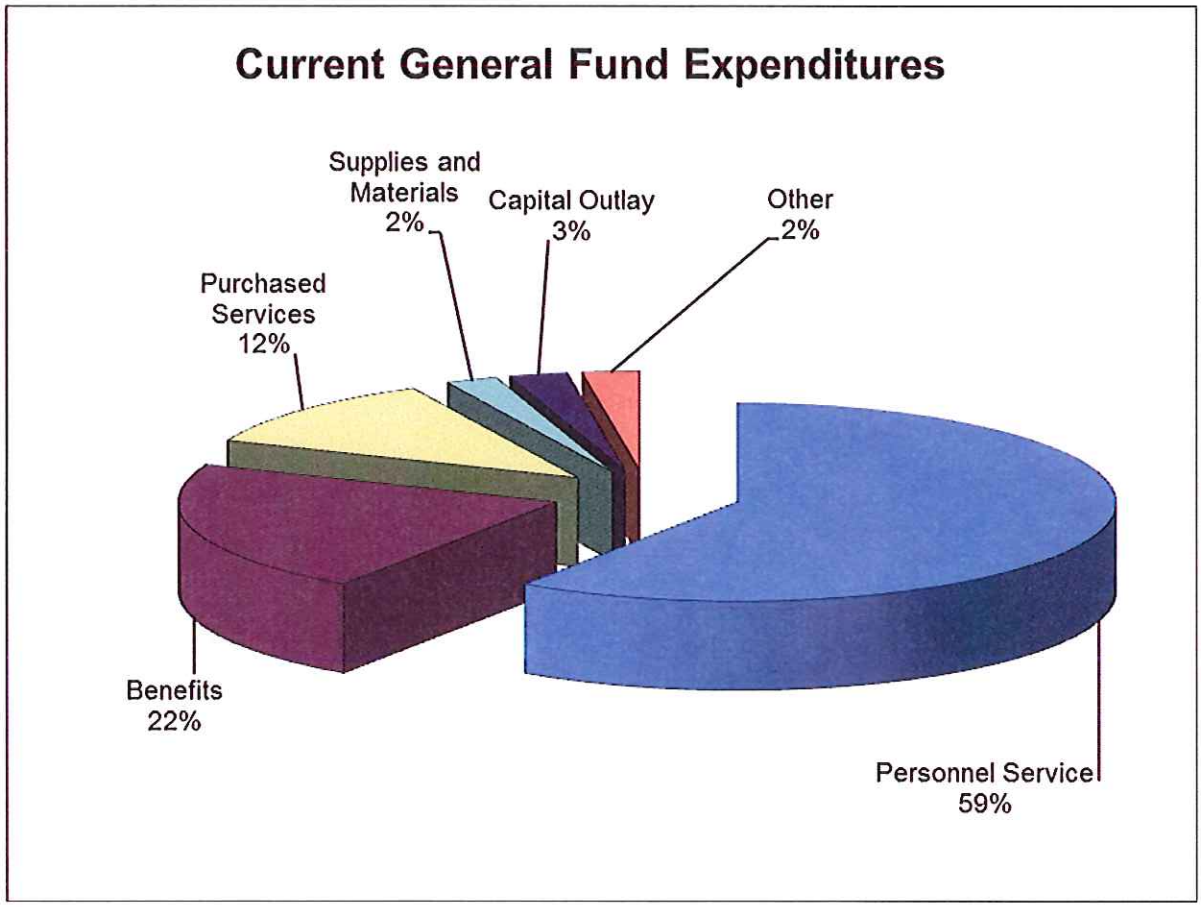
Current General Fund Expenditures
Supplies and Materials 2%
Capital Outlay 3%
Other 2%
Purchased Services 12%
Benefits 22%
Personnel Service 59%

May 31, 2015

				Balance
Bank Balance - Regular Account				3,203,428.88
Petty Cash				
Financial Checks Outstanding	869,122.88			
Worker Comp Outstanding	740.05			
Payroll Checks Outstanding	146,885.61			
	(1,016,748.54)			2,186,680.34
Investments:				
Sweep Account	1,245,000.00			
Redtree Investments	22,119,862.82			
T. Rowe - Collins	399,859.09		647,490.73	
T. Rowe - Bushman	0.00	399,859.09	4,833.41	
Scudder -Collins	247,631.64		652,324.14	
Scudder - Bushman	4,833.41	252,465.05		
Kanehl Stocks (reduced by $11,637.50 - stock converted to cash)	4,237.74	652,324.14		
Star Ohio (22923)	7,946,673.38			
Star Ohio - Bonds (33362)	11,579.97			
Star Ohio - Bonds (66088)	32,159.23			
	0.00			
	0.00	7,990,412.58		
Star Plus 104791113939	16,543,136.45			
Fifth Third	10,000,000.00			
Total	58,554,973.73	58,554,973.73		60,741,654.07
Adjustments				
Deposits in Transit				
NSF Checks	2,391.70			
Bank Error	0.00			
Expenses not posted	(9,234.23)			
Other adjustments (see below)	0.00			
Total	(6,842.53)			60,734,811.54
MCSD Balance				60,734,811.54
Difference Between Bank vs. Book				**0.00**

MEDINA CITY SCHOOLS
SALES TAX UPDATE

Date	Sales Tax Description	Receipts	Expenditures	Balance
July 1, 2014	Beginning Balance (071) Sales Tax and (002-9012) Bond			$ 3,474,692.29
July	BOE Breakroom Faucet		$285.00	$ 3,474,407.29
	Architectural Services		$1,560.00	$ 3,472,847.29
	Asbestos Consulting Services		$525.00	$ 3,472,322.29
	Claggett Renovations		$33,312.40	$ 3,439,009.89
	Additional Work Stations		$4,449.11	$ 3,434,560.78
	Work Stations - Central Office		$9,000.00	$ 3,425,560.78
	Homestead Dr. Extension		$5,800.00	$ 3,419,760.78
	Two Way Radios		$870.00	$ 3,418,890.78
	Buses		$1,179,285.00	$ 2,239,605.78
	Lease/Purchase		$74,038.63	$ 2,165,567.15
	Repair Work - H S Ble		$2,250.00	$ 2,163,317.15
	Structural Consulting		$250.00	$ 2,163,067.15
	Sales Tax Distribution	$642,555.85		$ 2,805,623.00
August	Architechtural Services		$1,480.00	$ 2,804,143.00
	Additional Work Stations		$787.48	$ 2,803,355.52
	Claggett Renovations		$48,695.60	$ 2,754,659.92
September	E250 Cargo Van		$20,995.00	$ 2,733,664.92
	Restroom Partitions		$2,183.10	$ 2,731,481.82
	Brightlink White Boards		$6,225.00	$ 2,725,256.82
October	Claggett Renovations		$71,642.00	$ 2,653,614.82
	Restroom Partitions		$375.00	$ 2,653,239.82
	Sales Tax Distribution	$767,909.65		$ 3,421,149.47
November	60 Passenger Buses Including Trade-In Allowance		$172,882.00	$ 3,248,267.47
	Certificate of Participation - Principal		$580,000.00	$ 2,668,267.47
	Certificate of Participation - Interest		$624,331.25	$ 2,043,936.22
	Replace Valance and Curtains at Performing Arts Center		$4,570.00	$ 2,039,366.22
	Turfex Self Propelled Speader/Sprayer with Boom		$7,976.48	$ 2,031,389.74
December	Work Performed at Claggett		$4,350.00	$ 2,027,039.74
	Restroom Partitions		$250.00	$ 2,026,789.74
	Service Agreement - Generator		$17,761.00	$ 2,009,028.74
Janaury	Claggett Renovations		$12,044.17	$ 1,996,984.57
	Sales Tax Distribution	$749,921.17		$ 2,746,905.74
	Asbestos Consulting Services		$525.00	$ 2,746,380.74
February	Adds and Changes to Card Access/Fire Alarm/Security		$7,970.00	$ 2,738,410.74
	Order for Furniture Heritage		$10,037.66	$ 2,728,373.08
	Monitoring Well Abandonment		$3,423.35	$ 2,724,949.73
March	MCS Telephone System		$4,500.00	$ 2,720,449.73
April	Central Office Renovation		$17,194.00	$ 2,703,255.73
	Sales Tax Distribution	$748,113.13		$ 3,451,368.86
	Labor/Material to Remove/Replace Gym Windows - Claggett		$23,500.00	$ 3,427,868.86

MEDINA CITY SCHOOLS
SALES TAX UPDATE

Date	Sales Tax Description	Receipts	Expenditures	Balance
May	COPS Interest		$613,456.25	$ 2,814,412.61
	MCS Telephone System Acquisition		$2,500.00	$ 2,811,912.61
	Service Agreement - Generator		$17,761.00	$ 2,794,151.61
	District Wide New Phone System		$272,597.18	$ 2,521,554.43
	Fiscal Year Totals	$2,908,499.80	$3,861,637.66	

RedTree Investment Group
Monthly Investment Report
Medina City Schools
US Bank Acct #001050970982
Attn: David Chambers
May 31, 2015

Monthly Cash Flow Activity

From 04-30-15 through 05-31-15

Beginning Book Value	22,105,692.19
Contributions	-
Withdrawals	-
Realized Gains/Losses	3,802.74
Gross Interest Earnings	10,367.89
Ending Book Value	22,119,862.82

Market Value Summary

Security Type	Market Value	Pct. Assets	Avg Yield at Cost	Wght Avg Mat
Money Market Fund				
MONEY MARKET FUND	5,326.51	0.0	0.01	0.00
Fixed Income				
U.S. GOVERNMENT AGENCY NOTES	19,958,404.68	89.9	1.08	2.46
U.S. TREASURY NOTES	2,205,671.60	9.9	0.63	1.37
Accrued Interest	39,255.00	0.2		
TOTAL PORTFOLIO	**22,208,657.79**	**100.0**	**1.03**	**2.35**

Maturity Distribution



Security Type Allocation

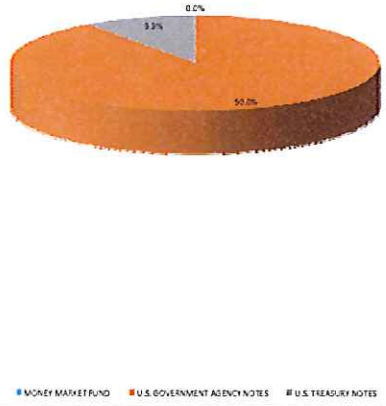

Disclosures: RedTree's internal accounting system is used as the source of the market value of the information reported above. Although obtained from a source believed to be reliable, we cannot guarantee its accuracy. You should review all account statements provided by the custodian and compare with the statements provided by RedTree.

RedTree Investment Group
Portfolio Holdings Report
Medina City Schools
US Bank Acct #001050970982
May 31, 2015

Quantity	Cusip	Security Description	Moody's	S&P	Cost Basis	Market Value	Yield at Cost	Wtd Maturity
U.S. GOVERNMENT AGENCY NOTES								
2,000,000	3130A2DK9	Federal Home Ln Bank 0.590% Due 09-12-16	Aaa	AA+	1,998,460.00	2,001,142.00	0.63	1.28
2,100,000	3130A23K0	Federal Home Ln Bank 0.720% Due 12-16-16	Aaa	AA+	2,100,000.00	2,100,537.60	0.72	1.53
1,200,000	3134G5BG9	Federal Home Ln Mtg 0.800% Due 01-17-17	Aaa	AA+	1,200,000.00	1,200,984.00	0.80	1.61
1,750,000	3133782N0	Federal Home Ln Bank 0.875% Due 03-10-17	Aaa	AA+	1,748,915.00	1,756,007.75	0.90	1.76
2,200,000	3135G0MZ3	Federal Natl Mtg Assoc 0.875% Due 08-28-17	Aaa	AA+	2,187,119.00	2,204,716.80	1.06	2.21
1,100,000	3135G0PH0	Federal Natl Mtg Assoc 1.000% Due 09-27-17	Aaa	AA+	1,099,560.00	1,100,097.90	1.02	2.29
1,650,000	3135G0PQ0	Federal Natl Mtg Assoc 0.875% Due 10-26-17	Aaa	AA+	1,642,657.50	1,650,928.95	1.03	2.37
1,655,000	3134G63H4	Federal Home Ln Mtg 1.000% Due 11-27-17	Aaa	AA+	1,655,000.00	1,655,092.68	1.00	2.45
2,025,000	3135G0TG8	Federal Natl Mtg Assoc 0.875% Due 02-08-18	Aaa	AA+	2,012,910.75	2,023,114.72	1.08	2.64
1,155,000	3136G2GP6	Federal Natl Mtg Assoc 1.375% Due 10-29-18	Aaa	AA+	1,155,000.00	1,152,613.77	1.37	3.32
1,775,000	3136G0B75	Federal Natl Mtg Assoc 1.640% Due 09-26-19	Aaa	AA+	1,775,000.00	1,767,072.85	1.64	4.14
1,340,000	3136G2K30	Federal Natl Mtg Assoc 2.000% Due 05-27-20	Aaa	AA+	1,340,000.00	1,346,095.66	2.00	4.73
	Accrued Interest					37,489.29		
					19,914,622.25	19,995,893.97	1.08	2.46
U.S. TREASURY NOTES								
2,200,000	912828WA4	US Treasury Note 0.625% Due 10-15-16	Aaa	AA+	2,199,914.06	2,205,671.60	0.63	1.37
	Accrued Interest					1,765.71		
					2,199,914.06	2,207,437.31	0.63	1.37
MONEY MARKET FUND								
	USBMMF	First American Treasury Obligations Fund			5,326.51	5,326.51	0.01	
TOTAL PORTFOLIO					**22,119,862.82**	**22,208,657.79**	**1.03**	**2.35**

RedTree Investment Group
INCOME - SETTLED TRADES
Medina City Schools
US Bank Acct #001050970982
Attn: David Chambers
From 05-01-15 Through 05-31-15

Ex-Date	Pay-Date	Security	Amount
U.S. GOVERNMENT AGENCY NOTES			
05-04-2015	05-04-2015	Federal Home Ln Mtg 1.125% Due 11-03-17	7,312.50
			7,312.50
U.S. TREASURY NOTES			
05-27-2015	05-28-2015	US Treasury Note 0.375% Due 05-31-16	3,042.75
			3,042.75
U.S. GOVERNMENT AGENCY DISCOUNT NOTES			
05-15-2015	05-15-2015	Federal Home Ln Bank Discount Note 0.000% Due 05-15-15	12.64
			12.64
NET INCOME			10,367.89

RedTree Investment Group
PURCHASE AND SALE - SETTLED TRADES
Medina City Schools
US Bank Acct #001050970982
Attn: David Chambers
From 05-01-15 To 05-31-15

Trade Date	Settle Date	Quantity	Security	Unit Price	Amount
PURCHASES					
05-08-2015	05-08-2015	1,300,000	Federal Home Ln Bank Discount Note 0.000% Due 05-15-15	100.00	1,299,987.36
05-29-2015	05-29-2015	1,655,000	Federal Home Ln Mtg 1.000% Due 11-27-17	100.00	1,655,000.00
05-27-2015	05-27-2015	1,340,000	Federal Natl Mtg Assoc 2.000% Due 05-27-20	100.00	1,340,000.00
					4,294,987.36
SALES					
05-15-2015	05-15-2015	1,300,000	Federal Home Ln Bank Discount Note 0.000% Due 05-15-15	100.00	1,300,000.00
05-04-2015	05-04-2015	1,300,000	Federal Home Ln Mtg 1.125% Due 11-03-17	100.00	1,300,000.00
05-27-2015	05-28-2015	1,650,000	US Treasury Note 0.375% Due 05-31-16	100.08	1,651,353.52
					4,251,353.52

RedTree Investment Group
REALIZED GAINS AND LOSSES - SETTLED TRADES
Medina City Schools
US Bank Acct #001050970982
Attn: David Chambers
From 05-01-15 Through 05-31-15

Open Date	Close Date	Quantity	Security	Cost Basis	Proceeds	Gain Or Loss Short Term	Gain Or Loss Long Term
11-03-2014	05-04-2015	1,300,000	Federal Home Ln Mtg 1.125% Due 11-03-17	1,300,000.00	1,300,000.00	0.00	
07-17-2014	05-28-2015	1,650,000	US Treasury Note 0.375% Due 05-31-16	1,647,550.78	1,651,353.52	3,802.74	
TOTAL GAINS						3,802.74	0.00
TOTAL LOSSES						0.00	0.00
				2,947,550.78	2,951,353.52	3,802.74	0.00
TOTAL REALIZED GAIN/LOSS			3,802.74				

ENV# CEBBKTKXBBFRPKP_BBBBB
FIFTH THIRD SECURITIES, INC.
MD 1M0B2A
5050 KINGSLEY DRIVE
CINCINNATI, OH 45263

31006747

MEDINA CITY SCHOOLS
DAVID CHAMBERS
739 WEYMOUTH RD
MEDINA OH 44256

FIFTH THIRD SECURITIES

STATEMENT FOR THE PERIOD MAY 1, 2015 TO MAY 31, 2015

MEDINA CITY SCHOOLS - Corporation
Account Number: 069-173415

For questions about your accounts:
Local: 614 744 5496
In-State: 614 744 7074
National: 888 889 1025

By the courtesy of:
CARTER/SAVAGE/WEIS

TOTAL VALUE OF YOUR PORTFOLIO **$10,038,890.98**

FOR YOUR INFORMATION

Fifth Third Securities, Inc. Investments offered through Fifth Third Securities, Inc., member FINRA/SIPC

CHANGE IN VALUE OF YOUR PORTFOLIO

$ millions

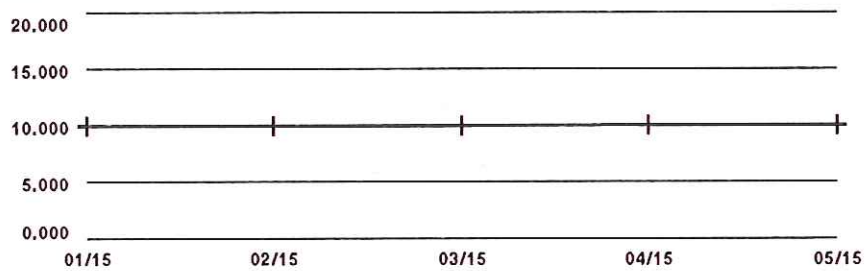

***Change In Value Of Your Portfolio** information can be found in Miscellaneous Footnotes at the end of this statement.*

Account carried with National Financial Services LLC, Member NYSE, SIPC

FIFTH THIRD SECURITIES

Account Overview

CHANGE IN ACCOUNT VALUE

	Current Period	*Year-to-Date*
BEGINNING VALUE	$10,036,346.96	$0.00
Additions and Withdrawals	($2,821.96)	$9,993,081.63
Income	$1,910.98	$8,829.35
Taxes, Fees and Expenses	$0.00	$0.00
Change in Investment Value	$3,455.00	$36,980.00
ENDING VALUE (AS OF 05/31/15)	$10,038,890.98	$10,038,890.98

Refer to Miscellaneous Footnotes for more information on Change in Investment Value.

INCOME

TAXABLE	*Current Period*	*Year-to-Date*
Taxable Dividends	$0.01	$53.24
Taxable Interest	$1,910.97	$8,776.11
TOTAL TAXABLE	$1,910.98	$8,829.35
TOTAL INCOME	**$1,910.98**	**$8,829.35**

Taxable income is determined based on information available to NFS at the time the statement was prepared, and is subject to change. Final information on taxation of interest and dividends is available on Form 1099-Div, which is mailed in February of the subsequent year.

ACCOUNT ALLOCATION



CDs 100.0%

	Percent	*Prior Period*	*Current Period*
Money Markets	0.0 %	$2,821.96	$1,910.98
CDs	100.0	$10,033,525.00	$10,036,980.00
TOTAL	**100.0 %**	**$10,036,346.96**	**$10,038,890.98**

***Account Allocation** shows the percentage that each asset class represents of your total account value. Account Allocation for equities, fixed income, and other categories may include mutual funds and may be net of short positions. NFS has made assumptions concerning how certain mutual funds are allocated. Closed-end mutual funds and Exchange Traded Funds (ETFs) listed on an exchange may be included in the equity allocation. The chart may not reflect your actual portfolio allocation. Consult your broker/dealer prior to making investment decisions.*

MESSAGES AND ALERTS

Please note that the FDIC insured deposit at Fifth Third Bank under the Fifth Third BD Program is not covered by SIPC. The FDIC insured deposit is eligible for FDIC insurance subject to FDIC coverage limits at the time funds are deposited at Fifth Third Bank. As referenced in the Fifth Third BD Program disclosure document, clients are responsible for monitoring their total assets at Fifth Third Bank to determine the extent of available FDIC coverage.

Holdings

NFS-provided cost basis, realized gain (loss) and holding period information may not reflect all adjustments necessary for tax purposes. Please refer to Footnotes and Cost Basis Information at the end of this statement for more information.

CASH AND CASH EQUIVALENTS - 0.02% of Total Account Value

Description	Symbol/Cusip Account Type	Quantity	Price on 05/31/15	Current Market Value	Estimated Annual Income
Money Markets					
FEDERATED US TREAS OBLIGATION INSTIT 7 DAY YIELD .01% Dividend Option Cash Capital Gain Option Cash	QTOIQ CASH	1,910.98	$1.00	$1,910.98	
Total Cash and Cash Equivalents				**$1,910.98**	

HOLDINGS > FIXED INCOME - 99.98% of Total Account Value

For an explanation of fixed income pricing, please see the last page. Redemption schedule(s), bond rating(s), and other information are provided where available. If information does not appear regarding a particular investment, it is not available. The ratings on this statement are provided by Standard & Poor's and/or Moody's to rate the quality based on the respective rating agency's assessment. "Ratings information from Standard & Poor's ("S&P") may not be reproduced. S&P credit ratings are statements of opinion and are not statements of fact or recommendations to purchase, hold, or sell securities, nor do they address the suitability of securities for investment purposes, and should not be relied on as investment advice. S&P does not guarantee the accuracy, completeness, timeliness or availability of any information, including ratings, and is not responsible for errors or omissions (negligent or otherwise). S&P gives no express or implied warranties, including but not limited to any warranties of merchantability or fitness for a particular purpose or use. S&P shall not be liable for any direct, indirect, incidental, exemplary, compensatory, punitive, special or consequential damages, costs, expenses, legal fees, or losses (including lost income or profits and opportunity costs) in connection with any use of ratings."

Accrued Interest - Represents interest accumulated since the last coupon date on certain fixed income securities which may not yet have been paid by the issuer or received by NFS. There is no guarantee that the accrued interest will be paid by the issuer.

Description	Symbol/Cusip Account Type	Quantity	Estimated Price on 05/31/15	Estimated Current Market Value	Estimated Annual Income	Total Cost Basis	Unrealized Gain (Loss)
CDs							

HOLDINGS > FIXED INCOME *continued*

Description	Symbol/Cusip Account Type	Quantity	Estimated Price on 05/31/15	Estimated Current Market Value	Estimated Annual Income	Total Cost Basis	Unrealized Gain (Loss)
Certificates of Deposit (CDs), including Market Indexed CD s and Market Linked CDs (collectively, MCDs) are generally shown at estimated market prices based upon a matrix or model pricing method that may not represent the actual price if sold prior to maturity. However, CDs and MCDs may be shown at face value for up to seven calendar days from date of issue if estimated market prices have not been received from a third party pricing vendor. The actual value of CDs and MCDs may be different from their purchase price. CDs and MCDs are subject to interest rate risk. The estimated market price reflected for MCDs may not be based on the actual closing value of the linked market index on the final maturity date and the market value of MCDs may not correspond directly to increases or decreases in the underlying linked market index. You may sell CDs or MCDs in the secondary market subject to market conditions. The secondary market for CDs and MCDs is generally illiquid. If sold prior to maturity, the value of MCDs may be less than the purchase amount or face value. The sale or redemption of any fixed income security prior to maturity may result in a substantial gain or loss, and an early withdrawal penalty may apply. Certain MCDs may only be redeemed on pre-specified liquidation dates and may have call features that allow the issuer to call the MCD prior to maturity. Certain Step Rate CDs are also subject to reinvestment risk if call provisions are exercised by the issuer and if a CD with a comparable rate is not available.							
See sales materials or contact your broker/dealer for additional information.							
BANK INDIA NEW YORK N Y 0.35000% 01/27/2016 CD FDIC INSURED CPN PMT @ MATURITY ON JAN 27 1ST CPN DTE 01/27/2016	06278CM93 CASH	250,000	$0.99974	$249,935.00		$250,000.00	($65.00)
BANK OF CHINA NY BR CD 0.35000% 01/28/2016 FDIC INSURED CPN PMT @ MATURITY ON JAN 28 1ST CPN DTE 01/28/2016	06426TCD9 CASH	250,000	$0.99973	$249,932.50		$250,000.00	($67.50)
HORIZON FIN BK MUNICH ND 0.35000% 01/28/2016 CD FDIC INSURED CPN PMT @ MATURITY ON JAN 28 1ST CPN DTE 01/28/2016 Accrued Interest $297.26	44043HAE9 CASH	250,000	$0.9998	$249,950.00		$250,000.00	($50.00)
STANDARD BK & TR CO IL 0.35000% 01/28/2016 CD FDIC INSURED CPN PMT @ MATURITY ON JAN 28 1ST CPN DTE 01/28/2016 Accrued Interest $297.26	853117PL7 CASH	250,000	$0.9998	$249,950.00		$250,000.00	($50.00)

HOLDINGS > FIXED INCOME *continued*

Description	Symbol/Cusip Account Type	Quantity	Estimated Price on 05/31/15	Estimated Current Market Value	Estimated Annual Income	Total Cost Basis	Unrealized Gain (Loss)
SUMMIT CMNTY BK MOOREFIELD WV 0.30000% 01/28/2016 CD FDIC INSURED CPN PMT MONTHLY Next Interest Payable: 06/28/15 Estimated Yield 0.30% Accrued Interest $8.22	86604XKF2 CASH	250,000	$0.99934	$249,835.00	$750.00	$250,000.00	($165.00)
FIRST MO ST BK CAPE CNTY CAPE 0.35000% 01/29/2016 CD FDIC INSURED CPN PMT @ MATURITY ON JAN 29 1ST CPN DTE 01/29/2016 Accrued Interest $292.47	32100LAV7 CASH	250,000	$0.99972	$249,930.00		$250,000.00	($70.00)
GUILFORD SAVINGS BANK 0.35000% 01/29/2016 CD FDIC INSURED CPN PMT @ MATURITY ON JAN 29 1ST CPN DTE 01/29/2016 Accrued Interest $292.47	401834AC0 CASH	250,000	$0.99972	$249,930.00		$250,000.00	($70.00)
MAHOPAC NATL BK N Y CD 0.35000% 01/29/2016 FDIC INSURED CPN PMT @ MATURITY ON JAN 29 1ST CPN DTE 01/29/2016 Accrued Interest $292.47	560160AR4 CASH	250,000	$0.99978	$249,945.00		$250,000.00	($55.00)
UNITED BK VERNON ROCKVILLE CT 0.35000% 02/02/2016 CD FDIC INSURED CPN PMT @ MATURITY ON FEB 02 1ST CPN DTE 02/02/2016 Accrued Interest $285.27	909552AS0 CASH	250,000	$0.9996	$249,900.00		$250,000.00	($100.00)
BANK BARODA NEW YORK N Y 0.40000% 02/03/2016 CD FDIC INSURED CPN PMT @ MATURITY ON FEB 03 1ST CPN DTE 02/03/2016	06062AH51 CASH	250,000	$0.99992	$249,980.00		$250,000.00	($20.00)

HOLDINGS > FIXED INCOME *continued*

Description	Symbol/Cusip Account Type	Quantity	Estimated Price on 05/31/15	Estimated Current Market Value	Estimated Annual Income	Total Cost Basis	Unrealized Gain (Loss)
APPLE BK FOR SVGS N Y 0.35000% 02/04/2016 CD FDIC INSURED CPN PMT @ MATURITY ON FEB 04 1ST CPN DTE 02/04/2016 Accrued Interest $280.48	03784JFC3 CASH	250,000	$0.99978	$249,945.00		$250,000.00	($55.00)
ENTERPRISE BK & TR LOWELL MASS 0.40000% 02/04/2016 CD FDIC INSURED CPN PMT MONTHLY Next Interest Payable: 06/04/15 Estimated Yield 0.40% Accrued Interest $76.71	29367ACU5 CASH	250,000	$0.99992	$249,980.00	$1,000.00	$250,000.00	($20.00)
SANTANDER BK NATL ASSN 0.50000% 02/04/2016 CD FDIC INSURED CPN PMT @ MATURITY ON FEB 04 1ST CPN DTE 02/04/2016 Accrued Interest $400.68	80280JDH1 CASH	250,000	$1.00059	$250,147.50		$250,000.00	$147.50
BANK HOLLAND MICH CD 0.35000% 02/05/2016 FDIC INSURED CPN PMT MONTHLY Next Interest Payable: 06/06/15 Estimated Yield 0.35% Accrued Interest $62.33	062649A65 CASH	250,000	$0.9997	$249,925.00	$875.00	$250,000.00	($75.00)
PACIFIC WESTN BK CA CD 0.25000% 02/05/2016 FDIC INSURED CPN PMT MONTHLY Next Interest Payable: 06/06/15 Estimated Yield 0.25% Accrued Interest $44.52	69506YBU2 CASH	250,000	$0.9997	$249,925.00	$625.00	$250,000.00	($75.00)
HARDIN CNTY BK SAVANNAH TENN 0.35000% 02/12/2016 CD FDIC INSURED CPN PMT MONTHLY Next Interest Payable: 06/12/15 Estimated Yield 0.35% Accrued Interest $47.95	411822BQ1 CASH	250,000	$0.99969	$249,922.50	$875.00	$250,000.00	($77.50)

HOLDINGS > FIXED INCOME *continued*

Description	Symbol/Cusip Account Type	Quantity	Estimated Price on 05/31/15	Estimated Current Market Value	Estimated Annual Income	Total Cost Basis		Unrealized Gain (Loss)
BANK RHODE IS PROVIDENCE RI 0.75000% 01/23/2017 CD FDIC INSURED CPN PMT MONTHLY Next Interest Payable: 06/23/15 Estimated Yield 0.74% Accrued Interest $46.23	064577CB3 CASH	250,000	$1.00476	$251,190.00	$1,875.00	$250,000.00		
Adjusted Cost Basis						$250,000.00	D	$1,190.00
BROOKLINE BK MASS CD 0.75000% 01/23/2017 FDIC INSURED CPN PMT MONTHLY Next Interest Payable: 06/23/15 Estimated Yield 0.74% Accrued Interest $46.23	11373QAS7 CASH	250,000	$1.00476	$251,190.00	$1,875.00	$250,000.00		
Adjusted Cost Basis						$250,000.00	D	$1,190.00
FIRST IPSWICH BANCORP 0.75000% 01/23/2017 CD FDIC INSURED CPN PMT MONTHLY Next Interest Payable: 06/23/15 Estimated Yield 0.74% Accrued Interest $46.23	320637AF8 CASH	250,000	$1.00427	$251,067.50	$1,875.00	$250,000.00		
Adjusted Cost Basis						$250,000.00	D	$1,067.50
SOUTHWEST BK FT WORTH TEX 0.75000% 01/27/2017 CD FDIC INSURED CPN PMT MONTHLY Next Interest Payable: 06/27/15 Estimated Yield 0.74% Accrued Interest $25.68	844772AZ6 CASH	250,000	$1.0047	$251,175.00	$1,875.00	$250,000.00		
Adjusted Cost Basis						$250,000.00	D	$1,175.00
BIDDEFORD SVGS BANK CD 0.70000% 01/30/2017 FDIC INSURED CPN PMT MONTHLY Next Interest Payable: 06/30/15 Estimated Yield 0.69% Accrued Interest $19.18	08883AAS1 CASH	250,000	$1.00466	$251,165.00	$1,750.00	$250,000.00		
Adjusted Cost Basis						$250,000.00	D	$1,165.00

HOLDINGS > FIXED INCOME *continued*

Description	Symbol/Cusip Account Type	Quantity	Estimated Price on 05/31/15	Estimated Current Market Value	Estimated Annual Income	Total Cost Basis		Unrealized Gain (Loss)
FIRST NIAGARA BK N A NY 0.80000% 01/30/2017 CD FDIC INSURED CPN PMT SEMI-ANNUAL ON JUL 30, JAN 30 1ST CPN DTE 07/30/2015 Next Interest Payable: 07/30/15 Estimated Yield 0.79% Accrued Interest $668.49	33583CMP1 CASH	250,000	$1.00399	$250,997.50	$2,000.00	$250,000.00		
Adjusted Cost Basis						$250,000.00	D	$997.50
MERRICK BK SOUTH JORDAN UTAH 0.75000% 01/30/2017 CD FDIC INSURED CPN PMT MONTHLY Next Interest Payable: 06/30/15 Estimated Yield 0.74% Accrued Interest $20.55	59013JDA4 CASH	250,000	$1.00383	$250,957.50	$1,875.00	$250,000.00		
Adjusted Cost Basis						$250,000.00	D	$957.50
PEOPLES UNITED BANK CD 0.75000% 01/30/2017 FDIC INSURED CPN PMT SEMI-ANNUAL ON JUL 28, JAN 28 1ST CPN DTE 07/28/2015 Next Interest Payable: 07/28/15 Estimated Yield 0.74% Accrued Interest $636.99	71270QLR5 CASH	250,000	$1.00415	$251,037.50	$1,875.00	$250,000.00		
Adjusted Cost Basis						$250,000.00	D	$1,037.50
PLATINUM BK BRANDON FLA 0.70000% 02/06/2017 CD FDIC INSURED CPN PMT MONTHLY Next Interest Payable: 06/06/15 Estimated Yield 0.69% Accrued Interest $124.66	72766HBM6 CASH	250,000	$1.00421	$251,052.50	$1,750.00	$250,000.00		
Adjusted Cost Basis						$250,000.00	D	$1,052.50

HOLDINGS > FIXED INCOME *continued*

Description	Symbol/Cusip Account Type	Quantity	Estimated Price on 05/31/15	Estimated Current Market Value	Estimated Annual Income	Total Cost Basis		Unrealized Gain (Loss)
WINTER HILL BANK FSB CD 0.70000% 02/10/2017 FDIC INSURED CPN PMT MONTHLY Next Interest Payable: 06/11/15 Estimated Yield 0.69% Accrued Interest $100.68	975875AC9 CASH	250,000	$1.00415	$251,037.50	$1,750.00	$250,000.00		
Adjusted Cost Basis						$250,000.00	D	$1,037.50
WELCH ST BK OKLA CD 0.70000% 02/17/2017 FDIC INSURED CPN PMT MONTHLY Next Interest Payable: 06/18/15 Estimated Yield 0.69% Accrued Interest $67.12	949095AR4 CASH	250,000	$1.00404	$251,010.00	$1,750.00	$250,000.00		
Adjusted Cost Basis						$250,000.00	D	$1,010.00
BBCN BK LOS ANGELES CA 0.75000% 02/21/2017 CD FDIC INSURED CPN PMT MONTHLY Next Interest Payable: 06/20/15 Estimated Yield 0.74% Accrued Interest $61.64	073296BL8 CASH	250,000	$1.00448	$251,120.00	$1,875.00	$250,000.00		
Adjusted Cost Basis						$250,000.00	D	$1,120.00
ALLY BK MIDVALE UTAH CD 1.40000% 01/22/2018 FDIC INSURED CPN PMT SEMI-ANNUAL ON JUL 22, JAN 22 1ST CPN DTE 07/22/2015 Next Interest Payable: 07/22/15 Estimated Yield 1.38% Accrued Interest $1246.58	02006LND1 CASH	250,000	$1.00827	$252,067.50	$3,500.00	$250,000.00		
Adjusted Cost Basis						$250,000.00	D	$2,067.50

HOLDINGS > FIXED INCOME *continued*

Description	Symbol/Cusip Account Type	Quantity	Estimated Price on 05/31/15	Estimated Current Market Value	Estimated Annual Income	Total Cost Basis		Unrealized Gain (Loss)
CAPITAL ONE BK USA NATL ASSN 1.25000% 01/22/2018 CD FDIC INSURED CPN PMT SEMI-ANNUAL ON JUL 22, JAN 22 1ST CPN DTE 07/22/2015 Next Interest Payable: 07/22/15 Estimated Yield 1.24% Accrued Interest $1113.01	140420RH5 CASH	250,000	$1.00829	$252,072.50	$3,125.00	$250,000.00		
Adjusted Cost Basis						$250,000.00	D	$2,072.50
GOLDMAN SACHS BK USA NY 1.40000% 01/22/2018 CD FDIC INSURED CPN PMT SEMI-ANNUAL ON JUL 21, JAN 21 1ST CPN DTE 07/21/2015 Next Interest Payable: 07/21/15 Estimated Yield 1.38% Accrued Interest $1256.16	38148JHX2 CASH	250,000	$1.00853	$252,132.50	$3,500.00	$250,000.00		
Adjusted Cost Basis						$250,000.00	D	$2,132.50
BMW BK NORTH AMER SALT LAKE 1.35000% 01/23/2018 CD FDIC INSURED CPN PMT SEMI-ANNUAL ON JUL 23, JAN 23 1ST CPN DTE 07/23/2015 Next Interest Payable: 07/23/15 Estimated Yield 1.33% Accrued Interest $1192.81	05580ABB9 CASH	250,000	$1.00827	$252,067.50	$3,375.00	$250,000.00		
Adjusted Cost Basis						$250,000.00	D	$2,067.50
DISCOVER BK CD 1.30000% 01/29/2018 FDIC INSURED CPN PMT SEMI-ANNUAL ON JUL 28, JAN 28 1ST CPN DTE 07/28/2015 Next Interest Payable: 07/28/15 Estimated Yield 1.28% Accrued Interest $1104.11	254672GB8 CASH	250,000	$1.00824	$252,060.00	$3,250.00	$250,000.00		
Adjusted Cost Basis						$250,000.00	D	$2,060.00

HOLDINGS > FIXED INCOME *continued*

Description	Symbol/Cusip Account Type	Quantity	Estimated Price on 05/31/15	Estimated Current Market Value	Estimated Annual Income	Total Cost Basis		Unrealized Gain (Loss)
SYNOVUS BK COLUMBUS GA 1.10000% 01/29/2018 CD FDIC INSURED CPN PMT SEMI-ANNUAL ON JUL 29, JAN 29 1ST CPN DTE 07/29/2015 Next Interest Payable: 07/29/15 Estimated Yield 1.09% Accrued Interest $926.71 Adjusted Cost Basis	87164DGM6 CASH	250,000	$1.00827	$252,067.50	$2,750.00	$250,000.00 $250,000.00	 D	 $2,067.50
AMERICAN EXPRESS CENTRN 1.30000% 01/30/2018 CD FDIC INSURED CPN PMT SEMI-ANNUAL ON JUL 30, JAN 30 1ST CPN DTE 07/30/2015 Next Interest Payable: 07/30/15 Estimated Yield 1.28% Accrued Interest $1086.30 Adjusted Cost Basis	02587DXC7 CASH	250,000	$1.00824	$252,060.00	$3,250.00	$250,000.00 $250,000.00	 D	 $2,060.00
CARDINAL BK NATL ASSN VA 1.10000% 01/30/2018 CD FDIC INSURED CPN PMT MONTHLY Next Interest Payable: 06/30/15 Estimated Yield 1.09% Accrued Interest $30.14 Adjusted Cost Basis	14147VEK8 CASH	250,000	$1.00828	$252,070.00	$2,750.00	$250,000.00 $250,000.00	 D	 $2,070.00
CUSTOMERS BK PHOENIXVILLE PA 1.15000% 01/30/2018 CD FDIC INSURED CPN PMT MONTHLY Next Interest Payable: 06/30/15 Estimated Yield 1.14% Accrued Interest $31.51 Adjusted Cost Basis	23204HCK2 CASH	250,000	$1.00828	$252,070.00	$2,875.00	$250,000.00 $250,000.00	 D	 $2,070.00

HOLDINGS > FIXED INCOME *continued*

Description	Symbol/Cusip Account Type	Quantity	Estimated Price on 05/31/15	Estimated Current Market Value	Estimated Annual Income	Total Cost Basis		Unrealized Gain (Loss)
MEDALLION BK UTAH CD 1.15000% 01/30/2018 FDIC INSURED CPN PMT SEMI-ANNUAL ON JUL 30, JAN 30 1ST CPN DTE 07/30/2015 Next Interest Payable: 07/30/15 Estimated Yield 1.14% Accrued Interest $960.96	58403BU87 CASH	250,000	$1.00826	$252,065.00	$2,875.00	$250,000.00		
Adjusted Cost Basis						$250,000.00	D	$2,065.00
FARM BUR BK FSB NV CD 1.05000% 02/02/2018 FDIC INSURED CPN PMT MONTHLY Next Interest Payable: 06/02/15 Estimated Yield 1.04% Accrued Interest $215.75	307660JC5 CASH	250,000	$1.00826	$252,065.00	$2,625.00	$250,000.00		
Adjusted Cost Basis						$250,000.00	D	$2,065.00
LANDMARK CMNTY BK TN CD 1.05000% 02/13/2018 FDIC INSURED CPN PMT MONTHLY Next Interest Payable: 06/13/15 Estimated Yield 1.04% Accrued Interest $136.64	51507LAS3 CASH	250,000	$1.0082	$252,050.00	$2,625.00	$250,000.00		
Adjusted Cost Basis						$250,000.00	D	$2,050.00
Total CDs		**10,000,000**		**$10,036,980.00**	**$62,750.00**	**$10,000,000.00**		**$36,980.00**
Total Fixed Income		**10,000,000**		**$10,036,980.00**	**$62,750.00**	**$10,000,000.00**		**$36,980.00**
Total Securities				**$10,036,980.00**	**$62,750.00**	**$10,000,000.00**		**$36,980.00**
TOTAL PORTFOLIO VALUE				**$10,038,890.98**	**$62,750.00**	**$10,000,000.00**		**$36,980.00**

Account carried with National Financial Services LLC, Member NYSE, SIPC

Activity

CORE FUND ACTIVITY

Settlement Date	Account Type	Transaction	Description	Quantity	Amount
05/01/15	CASH	YOU SOLD	FEDERATED US TREAS OBLIGATION INSTIT @ 1	(2,821.95)	$2,821.95
05/04/15	CASH	YOU BOUGHT	FEDERATED US TREAS OBLIGATION INSTIT @ 1	297.94	($297.94)
05/06/15	CASH	YOU BOUGHT	FEDERATED US TREAS OBLIGATION INSTIT @ 1	267.13	($267.13)
05/11/15	CASH	YOU BOUGHT	FEDERATED US TREAS OBLIGATION INSTIT @ 1	143.84	($143.84)
05/12/15	CASH	YOU BOUGHT	FEDERATED US TREAS OBLIGATION INSTIT @ 1	71.92	($71.92)
05/13/15	CASH	YOU BOUGHT	FEDERATED US TREAS OBLIGATION INSTIT @ 1	215.75	($215.75)
05/18/15	CASH	YOU BOUGHT	FEDERATED US TREAS OBLIGATION INSTIT @ 1	143.84	($143.84)
05/20/15	CASH	YOU BOUGHT	FEDERATED US TREAS OBLIGATION INSTIT @ 1	154.11	($154.11)
05/26/15	CASH	YOU BOUGHT	FEDERATED US TREAS OBLIGATION INSTIT @ 1	462.33	($462.33)
05/27/15	CASH	YOU BOUGHT	FEDERATED US TREAS OBLIGATION INSTIT @ 1	154.11	($154.11)
TOTAL CORE FUND ACTIVITY					**$910.98**

ACTIVITY > ADDITIONS AND WITHDRAWALS > OTHER ADDITIONS AND WITHDRAWALS

Date	Account Type	Transaction	Description	Quantity	Amount	Cost Basis	Gain (Loss)
Other Additions and Withdrawals							
05/01/15	CASH	WIRE TRANS TO BANK	WD48689040		($2,821.96)		
Total Other Additions and Withdrawals					**($2,821.96)**		
TOTAL ADDITIONS AND WITHDRAWALS					**($2,821.96)**		

ACTIVITY > INCOME > TAXABLE INCOME

Settlement Date	Account Type	Transaction	Description	Quantity	Amount
Taxable Dividends					
04/30/15	CASH	DIVIDEND RECEIVED	FEDERATED US TREAS OBLIGATION INSTIT DIVIDEND RECEIVED		$0.01
Total Taxable Dividends					**$0.01**
Taxable Interest					
05/02/15	CASH	INTEREST	FARM BUR BK FSB NV CD 1.05000% 02/02/2018		$215.75
05/04/15	CASH	INTEREST	ENTERPRISE BK & TR LOWELL MASS 0.40000% 02/04/2016 CD		$82.19
05/06/15	CASH	INTEREST	BANK HOLLAND MICH CD 0.35000% 02/05/2016		$71.92
05/06/15	CASH	INTEREST	PACIFIC WESTN BK CA CD 0.25000% 02/05/2016		$51.37
05/06/15	CASH	INTEREST	PLATINUM BK BRANDON FLA 0.70000% 02/06/2017 CD		$143.84

ACTIVITY > INCOME > TAXABLE INCOME *continued*

Settlement Date	Account Type	Transaction	Description	Quantity	Amount
05/11/15	CASH	INTEREST	WINTER HILL BANK FSB CD 0.70000% 02/10/2017		$143.84
05/12/15	CASH	INTEREST	HARDIN CNTY BK SAVANNAH TENN 0.35000% 02/12/2016 CD		$71.92
05/13/15	CASH	INTEREST	LANDMARK CMNTY BK TN CD 1.05000% 02/13/2018		$215.75
05/18/15	CASH	INTEREST	WELCH ST BK OKLA CD 0.70000% 02/17/2017		$143.84
05/20/15	CASH	INTEREST	BBCN BK LOS ANGELES CA 0.75000% 02/21/2017 CD		$154.11
05/23/15	CASH	INTEREST	BANK RHODE IS PROVIDENCE RI 0.75000% 01/23/2017 CD		$154.11
05/23/15	CASH	INTEREST	BROOKLINE BK MASS CD 0.75000% 01/23/2017		$154.11
05/23/15	CASH	INTEREST	FIRST IPSWICH BANCORP 0.75000% 01/23/2017 CD		$154.11
05/27/15	CASH	INTEREST	SOUTHWEST BK FT WORTH TEX 0.75000% 01/27/2017 CD		$154.11
Total Taxable Interest					**$1,910.97**
Total Taxable Income					**$1,910.98**
TOTAL INCOME					**$1,910.98**

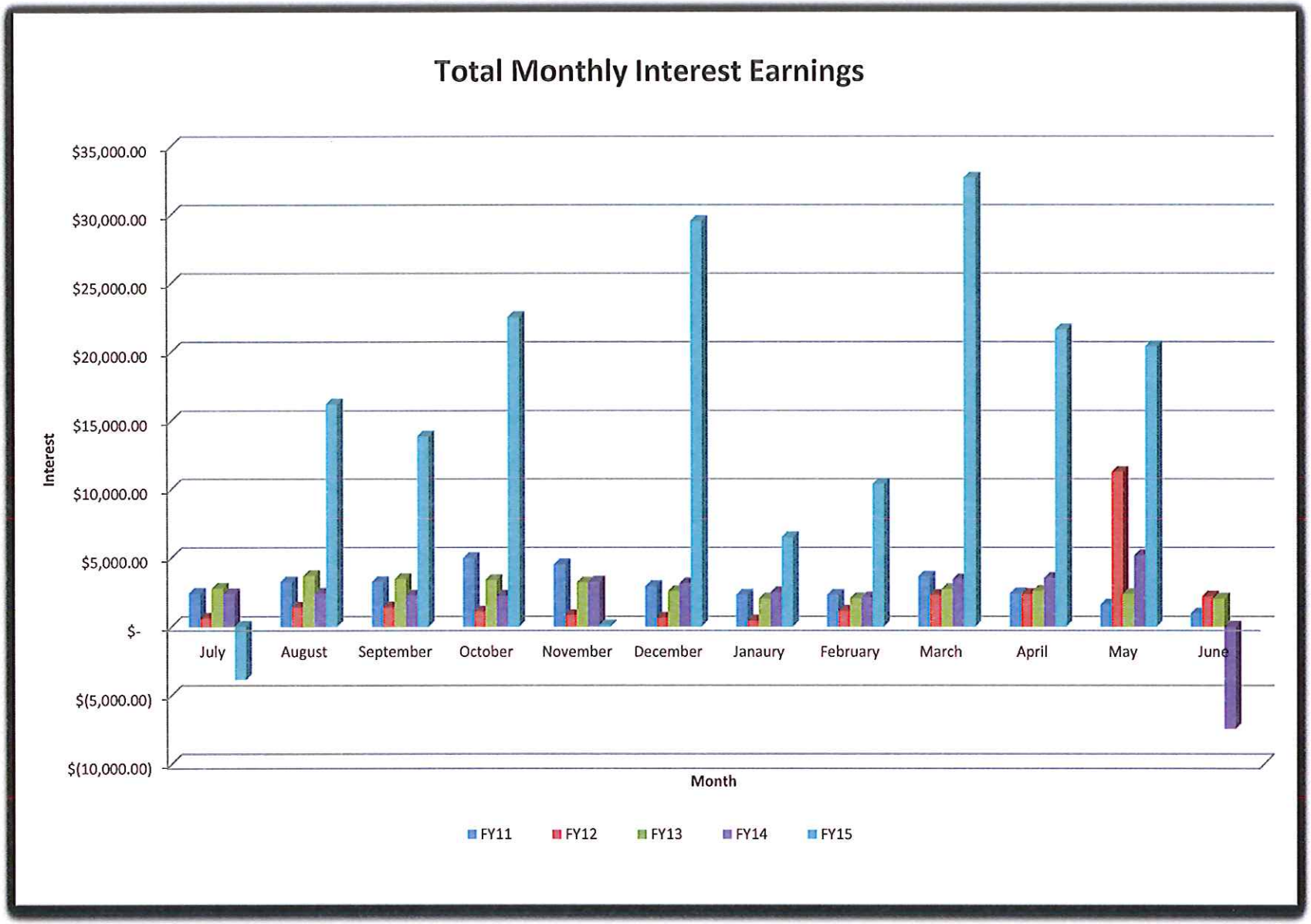
Total Monthly Interest Earnings
$35,000.00
$30,000.00
$25,000.00
$20,000.00
$15,000.00
$10,000.00
$5,000.00
$-
$(5,000.00)
$(10,000.00)
Interest
July
August
September
October
November
December
Janaury
February
March
April
May
June
Month
FY11
FY12
FY13
FY14
FY15

F I N A N C I A L S U M M A R Y R E P O R T

Processing Month: May 2015
MEDINA CITY SCHOOL DISTRICT

Fnd	Scc	Description	Beginning Balance	MTD Revenues	FYTD Revenues	MTD Expenditures	FYTD Expenditures	Current Available Balance
001	0000	GENERAL FUND	26,122,298.67	6,106,861.83	70,415,457.97	5,067,203.82	60,194,669.44	36,343,087.20
002	0000	BOND RETIREMENT	1,123,790.47	93,314.98	1,438,251.21	298.35	1,301,827.74	1,260,213.94
002	9000	BOND RETIREMENT - NEW ELE	3,865,065.17	242,131.46	4,172,601.92	870.16	3,403,003.68	4,634,663.41
002	9012	LOCAL SALES TAX RETIREMEN	1,129,469.31	.00	1,204,331.25	613,456.25	1,817,787.50	516,013.06
002	9014	CONSOLIDATION - ENERGY &	.09	33,824.82	341,362.32	.00	341,362.41	.00
003	0000	PERMANENT IMPROVEMENT FUN	22,840.98	.00	.00	1,787.90-	18,212.10	4,628.88
003	9000	PERMANENT IMPROVEMENT FUN	.00	.00	989.14	.00	.00	989.14
003	9001	MEDINA CITY REC CENTER-PE	231,516.05	7,306.01	145,306.01	2,410.04-	36,469.65	340,352.41
004	9001	NEW JR HIGH AND CANAVAN R	495.77	.00	.00	495.77	495.77	.00
004	9002	FUTURE CONSTRUCTION	11,078.19	.00	.51	11,078.19	11,078.19	.51
004	9008	NEW CONSTRUCTION - SENIOR	32,142.58	.00	1.41	32,142.58	32,142.58	1.41
006	0000	LUNCHROOM FUND	133,712.44	229,878.71	2,039,806.28	276,636.96	2,074,005.31	99,513.41
006	9006	FOOD SVC FEDERAL FUNDS	86,945.46	167.77-	.00	17,024.94	86,945.46	.00
007	9004	COLLINS SCHOLARSHIP/POST-	.00	.00	15,000.00	13,000.00	13,000.00	2,000.00
007	9110	ART TRUST - GARFIELD	9,766.18	5.38	44.61	.00	.00	9,810.79
007	9111	CHARLES STANGEL SCHOLARSH	.00	.00	500.00	.00	.00	500.00
007	9333	RIOS STUDENT LEADER SCHOL	23,746.72	14.27	4,254.61	.00	2,000.00	26,001.33
007	9901	BIXLER SCHOLARSHIP FUND	125.00	.00	.00	.00	.00	125.00
008	9002	KANEHL MUSIC TRUST	30,414.17	16.64	162.44	250.00	250.00	30,326.61
008	9003	RICHARD HOFFMAN COLLINS M	678,776.06	.00	21,285.33-	38,000.00	58,000.00	599,490.73
008	9112	ELAINE BUSHMAN FUND	18,034.33	.00	109.70	1,000.00	1,000.00	17,144.03
009	9110	UNIFORM SUPPLIES GARFIELD	21,820.28	1,505.50	8,337.49	1,627.93	6,582.99	23,574.78
009	9111	SCHOOL STORE GARFIELD	780.03	236.49	319.03	64.36	114.36	984.70
009	9120	UNIFORM SUPPLIES - CANAVA	12,775.89	912.00	12,985.44	3,521.18	10,622.92	15,138.41
009	9122	SCHOOL STORE - CANAVAN	586.69	.00	.00	.00	.00	586.69
009	9130	UNIFORM SUPPLIES - FENN	26,585.57	583.00	13,308.71	4,689.98	10,681.92	29,212.36
009	9140	UNIFORM SUPPLIES - HERITA	5,733.68	1,482.00	12,803.00	2,600.83	6,909.11	11,627.57
009	9160	UNIFORM SUPPLIES - BLAKE	1,067.51	632.00	17,879.31	3,655.64	16,272.46	2,674.36
009	9170	UNIFORM SUPPLIES - RALPH	14,050.74	412.84	19,866.84	3,340.68	22,851.37	11,066.21
009	9171	SCHOOL STORE WAITE	2,564.97	.00	.00	50.00-	2,514.97	50.00
009	9180	UNIFORM SUPPLIES - ELIZA	11,270.05	525.00	15,282.50	2,385.48	18,727.45	7,825.10
009	9181	SCHOOL STORE NORTHROP	1,245.07	.00	.00	.00	.00	1,245.07
009	9200	UNIFORM SUPPLIES - CLAGGE	110,142.94	2,536.00	31,488.61	59.80	50,220.54	91,411.01
009	9210	UNIFORM SUPPLIES - A.I. R	53,635.21	2,666.52	28,782.95	543.29	41,856.48	40,561.68
009	9300	UNIFORM SUPPLIES - SENIOR	111,236.94	2,303.80	100,749.13	4,563.94	122,652.34	89,333.73
009	9304	AVIATION/PHOTOGAPHY	3.87	.00	.00	.00	.00	3.87
014	9014	JUV DET CTR FY 14	18,943.70	.00	67,794.74	.00	64,952.77	21,785.67
014	9015	MEDINA CNTY JUV DET CNTR	.00	20,440.00	198,263.23	22,658.77	227,414.49	29,151.26-
014	9111	CFIT FY11	5,550.01	.00	.00	.00	.00	5,550.01
014	9113	EVOLVE FY13	17,598.12-	.00	.00	.00	.00	17,598.12-
014	9114	EVOLVE FY14	5,920.32	.00	4,215.75	.00	68,899.41	58,763.34-
014	9115	EVOLVE FY 15	.00	64,600.00	516,800.00	46,006.08	400,530.49	116,269.51
014	9600	Food Service	3,625.23	.00	.00	2,995.69	3,625.23	.00
016	0000	EMERGENCY LEVY	3,253,992.18	75,154.56	6,852,463.80	253,653.33	2,864,894.58	7,241,561.40
018	0000	PRINT SHOP	8,992.57	.00	1,002.76	.00	3,382.00	6,613.33
018	9000	PUBLIC SCHOOL SUPPORT - S	16.70	.00	.00	.00	.00	16.70

Fnd	Scc	Description	Beginning Balance	MTD Revenues	FYTD Revenues	MTD Expenditures	FYTD Expenditures	Current Available Balance
018	9110	PRINCIPAL'S FUND - GARFIE	40,610.79	190.40	4,793.25	1,193.96	7,679.64	37,724.40
018	9113	GARFIELD MEDIA CENTER	681.92	3.50	3,285.55	.00	3,226.87	740.60
018	9120	PRINCIPAL - CANAVAN	50,617.76	1,931.98	17,987.60	2,473.06	14,318.19	54,287.17
018	9123	BOOK FAIR - CANAVAN	10,119.82	3.99	5,784.18	.00	5,773.13	10,130.87
018	9130	PRINCIPAL - FENN	43,883.48	1,199.20	13,044.69	12,428.56	21,941.25	34,986.92
018	9132	FENN SCHOOL STORE	465.46	.00	.00	.00	.00	465.46
018	9133	BOOK FAIR - FENN	7,811.66	55.83	176.06	.00	.00	7,987.72
018	9135	MEDINA SKI TEAM - DISTRIC	5,148.34	.00	3,380.00	.00	2,259.98	6,268.36
018	9140	PRINCIPAL'S FUND - HERITA	24,245.99	1,672.40	13,190.72	547.50	4,055.99	33,380.72
018	9143	HERITAGE MEDIA CENTER	16,053.58	52.64	5,859.55	.00	6,023.36	15,889.77
018	9160	PRINCIPAL'S FUND - H G BL	38,960.09	2,204.35	16,144.63	2,010.98	11,947.67	43,157.05
018	9163	BLAKE MEDIA CENTER	7,143.54	1.62	6,155.69	.00	1,287.21	12,012.02
018	9164	FIELD TRIPS/BLAKE ELEMENT	.34	.00	.00	.00	.00	.34
018	9170	PRINCIPALS FUND - RALPH W	55,241.97	.00	14,689.33	2,999.68	11,805.67	58,125.63
018	9173	MEDIA CENTER RALPH WAITE	692.33	8.00	7,627.04	.00	5,548.11	2,771.26
018	9174	FIELD TRIPS RALPH WAITE E	.00	783.83	6,604.87	.00	.00	6,604.87
018	9180	PRINCIPALS FUND ELIZA NOR	27,804.04	1,223.69	16,066.27	907.67	9,533.42	34,336.89
018	9183	MEDIA CENTER ELIZA NORTHR	3,820.18	680.00	6,086.24	.00	5,167.24	4,739.18
018	9184	FIELD TRIPS ELIZA NORTHRO	2,719.70	.00	146.00	.00	2,719.70	146.00
018	9200	PRINCIPAL'S FUND - CLAGGE	84,425.01	579.00	21,724.62	3,180.17	18,465.04	87,684.59
018	9201	CLAGGETT M.S. - WASHINGTO	77.09	.00	.00	.00	.00	77.09
018	9203	CLAGGETT M.S. MEDIA CENTE	5,471.96	99.93	4,580.43	400.89	5,134.91	4,917.48
018	9210	PRINCIPAL'S FUND - ROOT M	18,426.77	935.00	24,363.69	3,101.02	25,273.57	17,516.89
018	9211	ROOT M.S. MEDIA CENTER	8,892.89	43.97	4,435.89	.00	4,256.45	9,072.33
018	9212	ROOT M.S. - WASHINGTON TR	355.00	.00	.00	.00	.00	355.00
018	9300	PRINCIPAL'S FUND - SENIOR	44,456.11	7,213.00	59,735.15	458.76	31,333.58	72,857.68
018	9301	MEDIA CENTER FUND	1,146.10	.00	.00	45.00	95.00	1,051.10
018	9302	SPECIAL FUNDRAISER - SENI	37,086.18	.00	.00	.00	.00	37,086.18
018	9303	PERFORMING ARTS	91,635.98	20,033.67	52,879.00	5,494.07	63,822.36	80,692.62
018	9304	BATTLING BEES BOOKSTORE	12,657.06	1,418.03	9,472.83	132.83	10,996.09	11,133.80
018	9305	FLEXIBLE CREDIT FUND	6,712.43	.00	300.00	.00	240.27	6,772.16
018	9900	INSERVICE - CENTRAL	3,702.01	.00	.00	.00	.00	3,702.01
018	9901	PUBLIC SCHOOL SUPPORT - I	18,280.96	.00	.00	484.25-	2,115.88	16,165.08
018	9902	INSERVICE - SUPERINTENDEN	30,648.72	.00	.00	.00	5,927.80	24,720.92
018	9903	BOARD/STUDENT DEVELOPMENT	2,800.00	.00	.00	.00	.00	2,800.00
018	9904	WELLNESS FUND	502.00	.00	.00	.00	.00	502.00
018	9905	PUBLIC SCHOOL SUPPORT/STU	41,180.15	.00	16,000.00	6,100.00	6,100.00	51,080.15
018	9906	COMMUNICATIONS - PUBLIC S	2,653.03	.00	3,930.00	200.00	5,985.50	597.53
018	9910	MAINTENANCE DEPARTMENT	4,342.09	.00	.00	.00	439.73	3,902.36
018	9920	TRSP FUND	3,290.70	.00	.00	.00	.00	3,290.70
018	9930	Resource Connection	1,500.00	.00	.00	.00	.00	1,500.00
018	9931	BUZZ ARTS FUND	2,572.20	.00	.00	.00	2,572.20	.00
019	9014	MCDAC FY14	.00	41,184.00-	.00	.00	.00	.00
019	9015	MCDAC GRANT FY15	.00	41,184.00	82,368.00	7,235.21	97,110.18	14,742.18-
019	9018	LOWE'S LIGHT UP GARFIELD	48.08	.00	.00	.00	.00	48.08
019	9020	RIF PROGRAM GRANT - NORTH	400.73	.00	.00	.00	.00	400.73

Fnd	Scc	Description	Beginning Balance	MTD Revenues	FYTD Revenues	MTD Expenditures	FYTD Expenditures	Current Available Balance
019	9021	JENNINGS - BLAKE - BRYNIA	.82	.00	.00	.00	.00	.82
019	9023	PUBLIC EDUCATION LEADERSH	.00	1,000.00	11,650.00	.00	.00	11,650.00
019	9029	MARTHA HOLDEN JENNINGS GR	6.82	.00	.00	.00	.00	6.82
019	9030	PERFORMANCE BASED ASSESSM	79.76	.00	.00	.00	.00	79.76
019	9031	PBA FY11	256.96	.00	.00	.00	.00	256.96
019	9113	ACS-HACH CHEMISTRY GRANT	96.34	.00	.00	.00	.00	96.34
019	9142	STEPHENSON FOUNDATION-MHS	4,500.00	.00	.00	.00	4,500.00	.00
019	9213	VIDEO CLUB GRANT - MHS	1,687.82	.00	.00	.00	1,685.00	2.82
019	9313	JENNINGS - NORTHROP - MIL	13.86	.00	.00	.00	.00	13.86
019	9413	3M AND OTHER GRANT	152.03	.00	.00	.00	.00	152.03
019	9513	NEA STUDENT ACHIEVEMENT G	191.88	.00	.00	.00	.00	191.88
019	9613	FUEL UP - CONDOSTA - ROOT	2,412.20	.00	.00	129.00	552.49	1,859.71
019	9715	FUEL UP - BLAKE - FY15	.00	.00	2,660.00	1,932.06	1,932.06	727.94
020	9001	TRANSPORTATION ENTERPRISE	16,708.15	14,252.30	58,191.78	3,812.42	26,520.83	48,379.10
022	9000	Unclaimed funds	14,292.43	.00	7,318.88	.00	4,797.36	16,813.95
022	9093	DIVERSION PROGRAM FED MON	1,000.00	.00	.00	.00	.00	1,000.00
022	9094	DIVERSION PROGRAM - FED.	1,000.00	.00	.00	.00	.00	1,000.00
022	9300	OH HIGH SCHOOL ATH ASSOC	3,305.72	3,282.00	52,926.37	.00	50,293.55	5,938.54
024	9001	MEDICAL AND DRUG/SELF INS	4,441,503.64	656,450.48	7,199,997.64	454,414.46	6,359,905.95	5,281,595.33
024	9002	DENTAL SELF INSURANCE FUN	515,324.93	48,216.13	525,243.81	96,931.40	598,095.30	442,473.44
024	9005	WC - SELF INSURANCE	99,166.35	.00	.00	.00	99,166.35	.00
024	9094	FLEX PRO	27,252.14	.00	.00	.00	.00	27,252.14
027	0000	WORKMANS COMP.-SELF INS	.00	10,529.47	258,036.27	1,124.02	144,290.95	113,745.32
071	9013	LOCAL SALES TAX PERMANENT	2,345,222.98	.00	2,908,499.80	292,858.18	3,248,181.41	2,005,541.37
200	9110	GARFIELD STUDENT COUNCIL/	542.42	47.85	1,082.00	.00	22.34	1,602.08
200	9121	ELLA CANAVAN STUDENT COUN	1,081.65	.60	316.17	.00	297.00	1,100.82
200	9134	FENN STUDENT BUSINESS	.12	.00	5.36	.00	.00	5.48
200	9140	STUDENT COUNCIL - HERITAG	143.19	.08	.63	.00	.00	143.82
200	9184	NORTHRUP ELEMENTARY STUDE	84.04	.03	46.06	.00	84.05	46.05
200	9185	K-KIDS KIWANIS ACTIVITY C	1,795.55	1.73	2,623.39	91.23	1,263.82	3,155.12
200	9202	CLAGGETT MIDDLE SCH. STUD	8,168.90	3.94	1,615.98	742.56	2,598.50	7,186.38
200	9203	PEP CLUB - CLAGGETT MIDDL	1,336.72	.74	6.12	.00	.00	1,342.84
200	9204	CLAGGETT MIDDLE SCHOOL CH	382.34	.21	1.74	.00	.00	384.08
200	9205	CLAGGETT MIDDLE SCH. BUIL	1,636.32	1.32	8.63	.00	.00	1,644.95
200	9208	MAT CLUB - CLAGGETT MIDDL	768.50	.00	.72	.00	.00	769.22
200	9209	CLAGGETT MIDDLE SCHOOL DR	8,339.04	5.79	4,290.87	308.79	2,070.22	10,559.69
200	9211	WORK STUDY CLUB	100.00	.06	.45	.00	.00	100.45
200	9213	ENVIRONMENTAL CLUB - CLAG	83.94	.00	.00	.00	.00	83.94
200	9251	PEP CLUB - ROOT M.S.	796.79	.35	3.09	.00	165.85	634.03
200	9252	CHEERLEADERS - ROOT M.S.	39.29	.02	.17	.00	.00	39.46
200	9253	BUILDERS' CLUB - ROOT M.S	3,076.09	1.70	14.06	.00	.00	3,090.15
200	9255	MAT CLUB - ROOT M.S.	44.75	.00	.00	.00	44.75	.00
200	9256	DRAMA CLUB - ROOT M.S.	1,989.07	308.96	316.95	552.50	552.50	1,753.52
200	9257	ENVIRONMENTAL CLUB - ROOT	285.01	.01	.64	.00	274.00	11.65
200	9258	STUDENT COUNCIL - ROOT M.	3,332.93	1.84	15.22	.00	.00	3,348.15
200	9260	EXPLORERS TEAM - ROOT M S	178.23	.00	.00	.00	178.23	.00

Fnd	Scc	Description	Beginning Balance	MTD Revenues	FYTD Revenues	MTD Expenditures	FYTD Expenditures	Current Available Balance
200	9301	YOUNG AMERICANS FOR FREED	.00	.03	1,013.20	960.00	960.00	53.20
200	9302	ART CLUB	129.51	.07	.59	.00	.00	130.10
200	9303	AMERICAN FIELD SERVICE	350.29	.19	1.60	.00	.00	351.89
200	9304	CAREER ASSOCIATION	234.79	.13	1.08	.00	.00	235.87
200	9305	CHEMCLUB	.00	.00	290.00	300.00	300.00	10.00-
200	9307	CHOIR	37,024.60	13,909.43	35,082.72	8,758.90	32,597.34	39,509.98
200	9308	COMPUTER CLUB	64.00	.04	.82	.00	.00	64.82
200	9310	DELTA EPSILON PHI - NAT'L	.45	.00	.00	.00	.00	.45
200	9312	DRAMA CLUB	35,053.84	21.30	13,173.97	6,290.00	9,402.53	38,825.28
200	9315	LEADER WITHIN U	267.63	.15	1.23	.00	.00	268.86
200	9316	FRENCH CLUB	8.71	.00	.00	.00	.00	8.71
200	9318	G. L. C.	1,892.06	191.01	1,189.50	354.48	1,234.75	1,846.81
200	9321	KEY CLUB	1,657.19	45.28	17,568.13	1,368.81	8,413.24	10,812.08
200	9323	MEDINAMITE	967.81	.37	3.68	.00	300.00	671.49
200	9324	MEDINIAN	14,033.16	416.77	8,730.24	.00	19,532.06	3,231.34
200	9325	MUSIC - BAND	9,592.91	3,796.53	12,535.69	90.00	4,757.39	17,371.21
200	9326	NATIONAL HONOR SOCIETY	6,046.91	3.19	2,877.93	1,512.40	3,105.65	5,819.19
200	9327	ORCHESTRA	16,286.52	43.10	2,174.76	.00	962.17	17,499.11
200	9330	SCIENCE OLYMPIAD CLUB	132.35	.07	.58	.00	.00	132.93
200	9331	SKI CLUB	.05	.00	2.82	.00	.00	2.87
200	9332	SPANISH CLUB	4,684.28	3.49	2,863.31	342.81	1,191.96	6,355.63
200	9333	STUDENT COUNCIL	57,417.51	612.66	29,748.57	1,892.98	27,638.27	59,527.81
200	9334	WORK STUDY CLUB	46.00	2.53	4,571.46	.00	.00	4,617.46
200	9335	LATIN CLUB	1,472.00	1,473.80-	3,798.72	124.60	3,086.20	2,184.52
200	9336	INTERACT ORGANIZATION	1,558.32	.86	7.13	.00	.00	1,565.45
200	9339	SPEECH/DEBATE CLUB	6,467.42	2.79	20,033.83	266.20	21,425.31	5,075.94
200	9340	S. A. D. D.	805.40	.64	558.49	.00	195.13	1,168.76
200	9345	INTERNATIONAL CLUB	4,630.79	2.55	21.15	.00	.00	4,651.94
200	9346	PENGUIN BOWL/NOSB	4.42	.00	.00	.00	.00	4.42
200	9350	TECHNOLOGY CLUB	427.63	.66	1,624.99	360.00	851.65	1,200.97
200	9351	THE JUNIOR STATESMEN OF A	1,153.75	.64	5.27	.00	.00	1,159.02
200	9352	VIDEO CLUB - SR HI	11,840.41	5.55	49.17	800.00	1,780.63	10,108.95
200	9353	CHINESE CLUB	551.94	.37	401.06	.00	282.61	670.39
200	9355	GAY STRAIGHT ALLIANCE	269.86	.33	332.61	.00	.00	602.47
200	9380	V O F T	39,328.95	1,024.93	33,696.61	7,678.32	27,600.95	45,424.61
200	9408	CLASS OF 2008	.00	.00	66.00	.00	.00	66.00
200	9410	CLASS OF 2010	.70	.00	.70-	.00	.00	.00
200	9412	CLASS OF 2012	2,655.86	.00	.00	.00	.00	2,655.86
200	9413	CLASS OF 2013	702.47	.39	3.22	.00	.00	705.69
200	9414	CLASS OF 2014	1,758.34	.20	3.60	.00	1,405.66	356.28
200	9415	CLASS OF 2015	5,534.71	1.59	2,975.16	.00	5,606.60	2,903.27
200	9416	CLASS OF 2016	3,361.41	14.06	40,525.42	10,385.65	18,268.19	25,618.64
200	9417	CLASS OF 2017	1,892.84	421.16	1,525.23	.00	.00	3,418.07
200	9418	CLASS OF 2018	.00	420.36	2,018.29	.00	33.94	1,984.35
200	9999	GENERIC STUDENT ACTIV. FD	.01	.00	.00	.00	.00	.01
300	0000	ATHLETIC FUND	202,608.36	14,411.76	304,072.47	43,330.04	354,046.35	152,634.48

Fnd	Scc	Description	Beginning Balance	MTD Revenues	FYTD Revenues	MTD Expenditures	FYTD Expenditures	Current Available Balance
300	9121	WORLD WATCHER'S CLUB	7,362.04	.00	.00	.00	.00	7,362.04
300	9201	CLAGGETT MIDDLE SCH. BAND	18,803.36	.00	25,893.75	1,575.20	20,323.02	24,374.09
300	9202	CLAGGETT MIDDLE SCH. ORCH	223.00	.00	.00	.00	.00	223.00
300	9203	CLAGGETT MIDDLE SCHOOL LI	370.00	.00	.00	.00	.00	370.00
300	9204	CLAGGETT M.S. CHOIR FUND	634.10	.00	.00	.00	.00	634.10
300	9206	P A N D A	808.93	.00	.00	.00	808.93	.00
300	9207	PEACEMAKERS CLUB - CLAGGE	517.08	.00	.00	.00	517.08	.00
300	9208	CLAGGETT - 6TH GRADE TRIP	4,343.22	6,216.25	111,458.50	.00	102,054.22	13,747.50
300	9250	ROOT M.S. BAND FUND	15,449.59	.00	21,116.50	1,691.06	21,483.82	15,082.27
300	9251	ROOT M.S. ORCHESTRA FUND	1,145.24	.00	155.30	.00	377.39	923.15
300	9252	ROOT M.S. CHOIR FUND	3,270.15	.00	.00	.00	.00	3,270.15
300	9256	LEAPING LIZARDS	37.47	.00	.00	.00	37.47	.00
300	9257	COMETS TEAM	.55	.00	.00	.00	.55	.00
300	9258	ROOT - DISTRICT SUPERVISE	84,236.23	71,002.25	111,891.50	8,812.50	102,083.25	94,044.48
300	9259	ROOT DANCE TEAM	528.00	.00	.00	.00	.00	528.00
300	9302	BOYS VOLLEYBALL	4,358.13	472.00	2,619.00	700.00	2,330.65	4,646.48
300	9303	HUDDLE/SHUDDLE	1,165.43	.00	1,310.00	.00	642.66	1,832.77
300	9304	LINK CREW	2,585.50	2,820.00	3,399.50	.00	2,229.05	3,755.95
300	9305	MHS DANCE TEAM	399.00	.00	2,250.00	.00	1,703.50	945.50
300	9306	MHS - DISTRICT SUPERVISED	.00	.00	527.50	.00	605.00	77.50-
300	9313	DRAMA/MUSICAL	21,650.15	.00	16,405.00	2,350.00	14,883.00	23,172.15
300	9325	BAND - DISNEYLAND	10,117.96	.00	83,260.00	.00	84,076.98	9,300.98
300	9334	BEEHIVE CAFE	11,956.61	1,981.50	15,371.15	1,089.67	12,291.83	15,035.93
300	9380	V O F T	640.58	.00	.00	.00	.00	640.58
300	9390	PERU TRIP	.00	.00	960.00	.00	1,152.00	192.00-
401	9014	ST FRAN FY14	135,390.10	.00	.00	.00	135,390.10	.00
401	9015	AUXILIARY FUNDS/ST FRANCI	.00	82.06	443,091.79	42,279.36	293,541.85	149,549.94
401	9024	AUX FUNDS NURTURY FY14	4,810.78	.00	.00	.00	4,810.78	.00
401	9025	AUX FUNDS NURTURY FY15	.00	4.60	15,875.17	1,100.00	7,492.53	8,382.64
401	9034	AUX FUNDS MCA FY14	22,369.05	3.42-	.00	.00	22,369.05	.00
401	9035	AUX FUNDS MCA FY15	.00	72.26	150,724.44	37,876.34	125,386.01	25,338.43
401	9044	KIDS COUNTRY FY14	9,009.82	.67-	.00	.00	9,009.82	.00
401	9045	KIDS COUNTRY FY15	.00	9.46	17,202.71	.00	1,187.61	16,015.10
401	9064	SM WONDERS FY14	1,094.40	.17-	.00	.00	.00	1,094.40
401	9065	SM WONDERS FY15	.00	2.50	3,154.27	.00	.00	3,154.27
432	9097	MANAGE. INFO. SYS. FUND	.80	.00	.00	.00	.00	.80
450	9008	SCHOOLNET PLUS FY2008: GR	1.00	.00	.00	.00	.00	1.00
451	9013	CONNECTIVITY 2013	800.00	.00	.00	.00	.00	800.00
451	9015	CONNECTIVITY FY15	.00	.00	18,000.00	18,000.00	18,000.00	.00
452	9008	SCHOOLNET PROFESSIONAL DE	66.15	.00	.00	.00	.00	66.15
463	9014	ALT ED FY14	.00	.00	2,500.00	.00	2,500.00	.00
463	9015	ALT ED FY15	.00	24,093.48	24,093.48	3,517.02	28,089.06	3,995.58-
499	9012	INTERN PSYCH FY12	45.81	.00	.00	.00	.00	45.81
499	9013	INTERN PSYCH FY13	39.97	.00	.00	.00	.00	39.97
499	9014	INTERN PSYCH FY14	31,382.40-	.00	31,382.40	.00	.00	.00
499	9015	INTERN PSYCH FY15	.00	2,414.59	21,603.85	2,454.38	24,392.19	2,788.34-

Fnd	Scc	Description	Beginning Balance	MTD Revenues	FYTD Revenues	MTD Expenditures	FYTD Expenditures	Current Available Balance
499	9024	LOCAL GOVERNMENT INNOVATI	18,000.00	.00	.00	.00	10,250.00	7,750.00
499	9039	INTERN PSYCHOLOGIST GRANT	2.20	.00	.00	.00	.00	2.20
499	9112	E-TECH BLENDED LEARNING G	924.57	.00	.00	.00	602.86	321.71
506	9014	RESIDENT EDUCATOR GRANT	1,516.00	.00	.00	.00	566.00	950.00
516	9014	SIX B FY14	17,019.89-	189,578.15	189,578.15	.00	172,558.26	.00
516	9015	TITLE VI-B	.00	37,084.32-	901,619.05	96,514.85	1,022,402.27	120,783.22-
516	9114	Deslexia Grant FY14	8,427.76-	.00	24,626.51	.00	16,198.75	.00
516	9115	DESLEXIA GRANT FY 15	.00	14,076.05	14,076.05	7,514.53	21,590.58	7,514.53-
551	9015	TITLE III IMMIGRANT FY 15	.00	118.95	1,189.48	.00	1,189.48	.00
551	9115	TITLE III LEP FY15	.00	820.13	10,001.29	.00	10,001.29	.00
572	9014	TITLE I FY14	5,208.71-	152,029.16	152,029.16	.00	146,820.45	.00
572	9015	TITLE I FY 15	.00	152,029.16-	201,854.69	113,923.12	441,821.50	239,966.81-
572	9114	TITLE I-D FY14	282.75-	26,727.25	26,727.25	.00	26,444.50	.00
572	9115	TITLE I-D FY 15	.00	24,153.84-	13,334.64	3,906.14	17,421.72	4,087.08-
587	9014	PRESCHOOL FY14	465.76-	4,785.04	4,785.04	.00	4,319.28	.00
587	9015	PRESCHOOL FY 15	.00	4,147.07-	25,093.55	2,257.27	27,585.58	2,492.03-
590	9014	TITLE II-A FY14	7,787.12	70,858.20	70,858.20	.00	78,645.32	.00
590	9015	TITLE II-A FY15	.00	70,858.20-	78,966.71	22,393.01	146,307.64	67,340.93-
		Grand Total All Funds	46,243,412.61	7,975,384.09	102497,456.60	7,773,667.43	88006,057.67	60734,811.54
		Total Invested Funds	.00					

Check#	Check Date	Org Sta	Vendor Paid	Check Amount	Status Date
006968	05/11/2015	M/M	MEMO - FLEXSAVE	518.50	
006969	05/11/2015	M/M	MEMO - MEDICAL MUTUAL	75,204.87	
006970	05/12/2015	M/M	MEMO - MEDICAL MUTUAL	114,767.03	
006971	05/05/2015	M/M	MEMO MET LIFE INSURANCE	48,437.46	
006972	05/12/2015	M/M	MEMO MET LIFE INSURANCE	48,493.94	
006973	05/04/2015	M/M	MEMO - MEDICAL MUTUAL	61,918.33	
006974	05/06/2015	M/M	GORDON FOOD SERVICE	4,264.51	
006975	05/06/2015	M/M	GORDON FOOD SERVICE	21,660.53	
006976	05/12/2015	M/V	MEMO-MCSD SELF INS. MEDICAL	266.20	05/14/2015
006977	05/12/2015	M/M	MEMO - U.S. BANK PURCHASE CARD	21,039.24	
006978	05/12/2015	M/M	MEMO - U.S. BANK PURCHASE CARD	266.20	
006979	05/19/2015	M/M	MEMO - MEDICAL MUTUAL	72,827.78	
006980	05/26/2015	M/M	SYSCO FOOD SERVICES CLEVELAND	30,699.74	
006981	05/26/2015	M/M	SYSCO FOOD SERVICES CLEVELAND	1,463.30	
006982	05/27/2015	M/M	MEMO - MEDICAL MUTUAL	125,575.20	
006983	05/22/2015	M/M	MEMO-MCSD SELF INS. MEDICAL	537,475.63	
006984	05/22/2015	M/M	MEMO DENTAL SELF	41,148.01	
006985	05/08/2015	M/M	MEMO --S T R S	65,424.76	
006986	05/08/2015	M/M	MEMO - FIRST MERIT BANK	24,578.53	
006987	05/08/2015	M/M	MEMO - BUREAU WORK COMP	5,141.73	
006988	05/08/2015	M/M	OHIO DEPT OF ED - MEMO CK	97,271.17	
006989	05/22/2015	M/M	OHIO DEPT OF ED - MEMO CK	131,261.79	
006990	05/28/2015	M/M	STRS	404,476.00	
006991	05/28/2015	M/M	SERS - MEMO	127,856.00	
006992	05/29/2015	M/M	MEMO --S T R S	68,792.69	
006993	05/29/2015	M/M	MEMO --S E R S	7,390.11	
006994	05/29/2015	M/M	MEMO - FIRST MERIT BANK	26,013.38	
006995	05/29/2015	M/M	MEMO - BUREAU WORK COMP	5,387.74	
006996	05/29/2015	M/M	MEMO MET LIFE INSURANCE	4,053.28	
006997	05/27/2015	M/M	MEMO - BUREAU WORK COMP	1,124.02	
006998	05/29/2015	T/T	MEMO -MEDINA CITY SCHOOLS	72,725.42	
006999	05/20/2015	M/M	MEMO - BANK OF NEW YORK	575,656.25	
007000	05/29/2015	M/M	MEMO - BANK OF NEW YORK	37,800.00	
605825	05/13/2015	W/R	AC SUPPLY	98.99	05/27/2015
605826	05/13/2015	W/R	ACCURATE LABEL DESIGNS	366.95	05/21/2015
605827	05/13/2015	W/R	ADLER TEAM SPORTS	2,951.00	05/27/2015
605828	05/13/2015	W/R	AGRICULTURAL DESIGN INC.	19,080.00	05/27/2015
605829	05/13/2015	W/R	AIRGAS USA, LLC	21.54	05/21/2015
605830	05/13/2015	W/R	ALEXANDRA MUSSELMAN	136.81	05/13/2015
605831	05/13/2015	W/W	ALYSSA ACEVEDO	1,000.00	
605832	05/13/2015	W/R	AMERICAN HEATTEK CORP	2,112.00	05/21/2015
605833	05/13/2015	W/W	ANDREW DELATT	1,000.00	
605834	05/13/2015	W/R	ANTHONY BELSITO	324.00	05/27/2015
605835	05/13/2015	W/R	APOLLO PEST CONTROL COMPANY	568.00	05/22/2015
605836	05/13/2015	W/R	APPLE EDUCATION	458.00	05/21/2015
605837	05/13/2015	W/R	APPLIED MSS	658.38	05/21/2015
605838	05/13/2015	W/R	AQUACLEAR	56.40	05/22/2015
605839	05/13/2015	W/R	ARMSTRONG CABLE	290.92	05/21/2015
605840	05/13/2015	W/R	ARROW UNIFORM	1,338.24	05/20/2015
605841	05/13/2015	W/R	BAKER & TAYLOR COMPANY	621.25	05/21/2015
605842	05/13/2015	W/R	WAYNE COLLEGE BOOKSTORE	3,081.99	05/22/2015
605843	05/13/2015	W/R	BARNES AND NOBLE BOOKSELLERS	132.79	05/21/2015

Check#	Check Date	Org Sta	Vendor Paid	Check Amount	Status Date
605844	05/13/2015	W/R	DICK BLICK COMPANY	81.22	05/20/2015
605845	05/13/2015	W/R	DAIRYMENS	6,795.25	05/20/2015
605846	05/13/2015	W/R	BRICKER & ECKLER LLP	2,283.84	05/20/2015
605847	05/13/2015	W/R	BRIGHT IDEAS PRESS, LLC	756.25	05/20/2015
605848	05/13/2015	W/R	BSN SPORTS	317.79	05/22/2015
605849	05/13/2015	W/R	BUEHLER'S MARKETS	272.26	05/20/2015
605850	05/13/2015	W/R	C MARTIN TRUCKING	1,293.57	05/20/2015
605851	05/13/2015	W/W	CAITLIN COLAPIETRO	1,000.00	
605852	05/13/2015	W/R	CAROLINA BIOLOGICAL SUPPLY CO.	288.96	05/21/2015
605853	05/13/2015	W/R	CARQUEST AUTO PARTS	1,688.33	05/20/2015
605854	05/13/2015	W/R	DOMINIC'S PIZZA	778.94	05/27/2015
605855	05/13/2015	W/R	CARROT-TOP INDUSTRIES, INC.	98.65	05/31/2015
605856	05/13/2015	W/R	CATHERINE E JOHNSON	80.00	05/21/2015
605857	05/13/2015	W/R	CENTRAL INSTRUMENT CO.	512.31	05/20/2015
605858	05/13/2015	W/R	CHANEY ELECTRONICS	453.75	05/20/2015
605859	05/13/2015	W/R	CHRISTINA HANK	150.85	05/13/2015
605860	05/13/2015	W/R	CHRISTINA RUEGER	67.48	05/13/2015
605861	05/13/2015	W/W	CHRISTOPHER SHUSTER, JR	1,000.00	
605862	05/13/2015	W/R	CINDY GRICE	171.95	05/13/2015
605863	05/13/2015	W/W	CINDY VEVERKA	19.99	
605864	05/13/2015	W/R	CINTAS CORPORATION	354.28	05/22/2015
605865	05/13/2015	W/R	CITY OF MEDINA	12,956.23	05/19/2015
605866	05/13/2015	W/R	CLEVELAND TOOL & CUTTER	64.00	05/20/2015
605867	05/13/2015	W/R	COLLEGE BOARD	215.00	05/27/2015
605868	05/13/2015	W/R	COLLIN HUSBANDS	1,500.00	05/27/2015
605869	05/13/2015	W/R	COMPANY HEALTHCARE	341.00	05/28/2015
605870	05/13/2015	W/R	CUYAHOGA VALLEY	1,050.00	05/21/2015
605871	05/13/2015	W/R	COOLE SCHOOL	946.40	05/27/2015
605872	05/13/2015	W/W	COURTNEY KANIA-YOUNG	1,200.00	
605873	05/13/2015	W/R	CRANDALL COMPANY, INC	184.00	05/27/2015
605874	05/13/2015	W/R	CRESTLINE COMPANY, INC	837.07	05/19/2015
605875	05/13/2015	W/R	CRISTI HORNICK	179.05	05/27/2015
605876	05/13/2015	W/R	CROWN TROPHY OF MEDINA	945.60	05/22/2015
605877	05/13/2015	W/R	CYNTHIA SZOKE	29.71	05/13/2015
605878	05/13/2015	W/R	CYNTHIA WASSON	209.00	05/13/2015
605879	05/13/2015	W/R	DAMON INDUSTRIES	7,820.47	05/20/2015
605880	05/13/2015	W/R	DAVE ZEIH	150.00	05/21/2015
605881	05/13/2015	W/R	DC SYSTEMS, INC.	834.50	05/20/2015
605882	05/13/2015	W/R	DEBBRA LANEVILLE	223.67	05/13/2015
605883	05/13/2015	W/R	DELONTAYE MORROW	1,000.00	05/22/2015
605884	05/13/2015	W/R	DEMCO, INC.	862.79	05/22/2015
605885	05/13/2015	W/R	DESIGNS INK LTD	602.00	05/27/2015
605886	05/13/2015	W/R	DIANA SPANOWER	19.00	05/13/2015
605887	05/13/2015	W/R	DISCOUNT MAGAZINE	966.89	05/20/2015
605888	05/13/2015	W/R	DMO FOOD EQUIPMENT	384.00	05/20/2015
605889	05/13/2015	W/W	DOMINO'S PIZZA	1,033.50	
605890	05/13/2015	W/W	DREW RICHARD PUCKRIN	80.00	
605891	05/13/2015	W/R	DYNAMIC INTERNET SOLUTIONS LLC	500.00	05/27/2015
605892	05/13/2015	W/R	EASTER SEALS NORTHERN OHIO	440.00	05/21/2015
605893	05/13/2015	W/R	EASY GRAPHICS CORP	3,400.00	05/27/2015
605894	05/13/2015	W/R	ED SCHMUHL	1,239.77	05/27/2015
605895	05/13/2015	W/R	EDUCATIONAL RESOURCE SERVICES	627.00	05/21/2015

Check#	Check Date	Org Sta	Vendor Paid	Check Amount	Status Date
605896	05/13/2015	W/R	EDWARDS ROOFING	6,118.00	05/20/2015
605897	05/13/2015	W/R	ELDORA LAVDAS	82.96	05/13/2015
605898	05/13/2015	W/W	ELIZABETH GEMMER	1,000.00	
605899	05/13/2015	W/R	ELIZABETH RISSMILLER	980.00	05/13/2015
605900	05/13/2015	W/R	FASTENAL INDUSTRIAL &	35.75	05/22/2015
605901	05/13/2015	W/R	FBN SYSTEMS, INC.	1,440.00	05/21/2015
605902	05/13/2015	W/R	FLATS INDUSTRIAL SERVICES	75.00	05/22/2015
605903	05/13/2015	W/R	FLINN SCIENTIFIC, INC.	350.50	05/22/2015
605904	05/13/2015	W/R	FOLLETT SCHOOL SOLUTIONS, INC.	795.49	05/20/2015
605905	05/13/2015	W/R	FRAN SCHOEN	6,533.12	05/20/2015
605906	05/13/2015	W/R	FRONTIER	5,812.32	05/22/2015
605907	05/13/2015	W/R	FRONTLINE TECHNOLOGIES	546.00	05/21/2015
605908	05/13/2015	W/R	FULL COMPASS SYSTEMS, LTD.	400.44	05/20/2015
605909	05/13/2015	W/R	GABLE ELEVATOR, INC.	3,714.75	05/20/2015
605910	05/13/2015	W/R	GALLEY PRINTING, INC.	179.00	05/20/2015
605911	05/13/2015	W/R	GANDER PUBLISHING	7,514.53	05/21/2015
605912	05/13/2015	W/R	GATEWAY TIRE & SERVICE CENTER	199.88	05/27/2015
605913	05/13/2015	W/R	GENE PTACEK & SON	1,731.25	05/21/2015
605914	05/13/2015	W/W	GIONINO'S PIZZARIA	88.70	
605915	05/13/2015	W/R	GLIDDEN PROFESSIONAL	63.49	05/22/2015
605916	05/13/2015	W/R	GOPHER SPORT	444.84	05/20/2015
605917	05/13/2015	W/R	GORDON FOOD SERVICE	223.32	05/22/2015
605918	05/13/2015	W/R	GORDON FOOD SERVICE	90.56	05/22/2015
605919	05/13/2015	W/R	GRAINGER SUPPLY CO	105.23	05/20/2015
605920	05/13/2015	W/R	GRIZZLY AUTO & TIRE	99.90	05/22/2015
605921	05/13/2015	W/R	PIZZA HUT	286.00	05/21/2015
605922	05/13/2015	W/R	HANNA RUCINSKI	1,000.00	05/21/2015
605923	05/13/2015	W/W	HANNAH WARGO	2,500.00	
605924	05/13/2015	W/R	HARCOURT OUTLINES, INC.	568.55	05/20/2015
605925	05/13/2015	W/R	HARPLEY CS LLC	800.00	05/13/2015
605926	05/13/2015	W/R	HUMAN RELATIONS MEDIA	15.00	05/21/2015
605927	05/13/2015	W/V	ICANDI GRAPHICS	1,078.95	05/18/2015
605928	05/13/2015	W/R	ICE CREAM SPECIALTIES	1,925.30	05/20/2015
605929	05/13/2015	W/R	IMPACT GROUP	1,250.00	05/20/2015
605930	05/13/2015	W/R	INNOVATIVE SOLUTIONS	1,905.00	05/22/2015
605931	05/13/2015	W/R	JACOB BAUER	1,000.00	05/22/2015
605932	05/13/2015	W/R	JACQUELINE WILAND	62.11	05/13/2015
605933	05/13/2015	W/R	JACQUELYNN LOOMIS	48.83	05/13/2015
605934	05/13/2015	W/R	JAMES RUBY	160.00	05/27/2015
605935	05/13/2015	W/R	JAMES TERWILLIGER	105.00	05/27/2015
605936	05/13/2015	W/R	JAMES WELCH	350.00	05/21/2015
605937	05/13/2015	W/R	JE CARSTEN COMPANY	623.88	05/21/2015
605938	05/13/2015	W/R	JEANNE BLANKENSHIP	205.28	05/13/2015
605939	05/13/2015	W/R	JEFFREY KOLO	17.42	05/13/2015
605940	05/13/2015	W/W	JENNA BIEHL	1,000.00	
605941	05/13/2015	W/R	JENNA LANGAN	1,000.00	05/27/2015
605942	05/13/2015	W/W	JENNA TAYLOR	1,000.00	
605943	05/13/2015	W/R	JENNIFER PLATO-HAYDEN	51.99	05/13/2015
605944	05/13/2015	W/R	JESSICA SCHAFFER MEMORIAL FUND	1,000.00	05/20/2015
605945	05/13/2015	W/W	JESSICA SENCY	1,000.00	
605946	05/13/2015	W/R	JF GOOD COMPANY	237.61	05/20/2015
605947	05/13/2015	W/R	JOHN METZNER	128.69	05/13/2015

Check#	Check Date	Org Sta	Vendor Paid	Check Amount	Status Date
605948	05/13/2015	W/R	JOHNSON CONTROLS, INC.	2,032.50	05/21/2015
605949	05/13/2015	W/R	JOHNSTONE SUPPLY INC.	1,748.80	05/21/2015
605950	05/13/2015	W/R	JORDAN REYNOLDS	1,000.00	05/21/2015
605951	05/13/2015	W/R	JOSTEN'S	1,724.36	05/22/2015
605952	05/13/2015	W/R	JUNIOR LIBRARY GUILD	1,176.00	05/21/2015
605953	05/13/2015	W/R	JUSTIN DREHS	1,000.00	05/28/2015
605954	05/13/2015	W/R	JW PEPPER & SON, INC.	95.00	05/20/2015
605955	05/13/2015	W/R	K COMPANY, INC	2,628.40	05/20/2015
605956	05/13/2015	W/W	KAITLYN MOLLOHAN	1,000.00	
605957	05/13/2015	W/R	KAREN McGINTY	32.90	05/13/2015
605958	05/13/2015	W/W	KATHLEEN WAGNER	1,000.00	
605959	05/13/2015	W/R	KATLYN TERRION	1,000.00	05/31/2015
605960	05/13/2015	W/R	KEN MAJKA	80.00	05/20/2015
605961	05/13/2015	W/R	KIEFER EQUIPMENT CO	33.99	05/20/2015
605962	05/13/2015	W/R	KIM HALLOCK	102.93	05/13/2015
605963	05/13/2015	W/R	KIRA PALMER	1,000.00	05/27/2015
605964	05/13/2015	W/R	KRISTIN FALLOW	116.50	05/13/2015
605965	05/13/2015	W/W	KRISTINA HILDITCH	1,000.00	
605966	05/13/2015	W/R	KRISTINE QUALLICH	74.00	05/13/2015
605967	05/13/2015	W/R	LAURA CALAIACOVO	62.10	05/13/2015
605968	05/13/2015	W/R	LAUREN C. SMITH	57.66	05/13/2015
605969	05/13/2015	W/R	LEGO EDUCATION	4,064.99	05/20/2015
605970	05/13/2015	W/R	LINDSEY HIGGINS	1,000.00	05/27/2015
605971	05/13/2015	W/R	LISA SEIL	80.00	05/20/2015
605972	05/13/2015	W/R	LISA KAISER	167.25	05/13/2015
605973	05/13/2015	W/R	LISA POLOHA	2.84	05/13/2015
605974	05/13/2015	W/V	LODI LUMBER	167.56	05/15/2015
605975	05/13/2015	W/R	LORI CIULLA	600.00	05/20/2015
605976	05/13/2015	W/R	LORI S. KELLY	2,490.00	05/13/2015
605977	05/13/2015	W/R	LUBRICATION ENGINEERS, INC	6,391.00	05/21/2015
605978	05/13/2015	W/R	LUCY FERUT	261.00	05/20/2015
605979	05/13/2015	W/R	M-F ATHLETIC	399.55	05/21/2015
605980	05/13/2015	W/R	MACIE PUBLISHING COMPANY	457.34	05/21/2015
605981	05/13/2015	W/R	MADELINE NIELSEN	1,000.00	05/31/2015
605982	05/13/2015	W/R	MADELINE NORMAN	1,000.00	05/27/2015
605983	05/13/2015	W/W	MADELINE POLK	250.00	
605984	05/13/2015	W/R	MANGROVE EMPLOYER SERVICES,	4,121.25	05/20/2015
605985	05/13/2015	W/R	MARCO'S PIZZA, INC	59.93	05/21/2015
605986	05/13/2015	W/R	MARGARET ANN HARVEY	261.00	05/27/2015
605987	05/13/2015	W/R	MARIE HOUGHTALING	1,000.00	05/22/2015
605988	05/13/2015	W/R	MARK MALIKOWSKI	131.90	05/13/2015
605989	05/13/2015	W/R	MARK SHENGLE PIANO SERVICE	535.00	05/27/2015
605990	05/13/2015	W/R	MARS ELECTRIC CO.	226.80	05/20/2015
605991	05/13/2015	W/R	MARY BRANDT	16.56	05/13/2015
605992	05/13/2015	W/R	MARYANN DARGAN	56.92	05/13/2015
605993	05/13/2015	W/R	MASTER TEACHER	56.90	05/21/2015
605994	05/13/2015	W/W	MAYFIELD CHORAL BOOSTERS	2,000.00	
605995	05/13/2015	W/R	MCMASTER-CARR	14.24	05/20/2015
605996	05/13/2015	W/R	MCS FOOD SERVICE DEPT.	2,242.47	05/19/2015
605997	05/13/2015	W/R	MEDINA CITY SCHOOLS	1,333.78	05/19/2015
605998	05/13/2015	W/R	MEDINA CITY SCHOOLS FOUNDATION	62.50	05/21/2015
605999	05/13/2015	W/R	MEDINA COUNTY SANITARY	1,590.28	05/20/2015

Check#	Check Date	Org Sta	Vendor Paid	Check Amount	Status Date
606000	05/13/2015	W/R	MEDINA COUNTY SCHOOLS ESC	305.80	05/20/2015
606001	05/13/2015	W/R	MEDINA CREATIVE ACCESSIBILITY	938.00	05/13/2015
606002	05/13/2015	W/R	MEDINA GLASS COMPANY	378.46	05/20/2015
606003	05/13/2015	W/R	MEDINA HARDWARE, INC	126.05	05/22/2015
606004	05/13/2015	W/R	MEDINA MUFFLER	57.81	05/21/2015
606005	05/13/2015	W/R	MEDINA SIGNS	369.30	05/20/2015
606006	05/13/2015	W/R	MEDINA TRACTOR SALES	53.10	05/21/2015
606007	05/13/2015	W/W	MEGHAN HANEY	1,500.00	
606008	05/13/2015	W/R	MELISSA MAXWELL	29.28	05/13/2015
606009	05/13/2015	W/R	META -METROPOLITAN EDUCATIONAL	8,407.20	05/20/2015
606010	05/13/2015	W/R	MICHAEL HERCEG	80.00	05/20/2015
606011	05/13/2015	W/R	MICHELLE KOERPER	165.98	05/13/2015
606012	05/13/2015	W/R	MICHELLE LOBUGLIO	188.25	05/13/2015
606013	05/13/2015	W/R	MIDLAND HARDWARE CO.	31.97	05/20/2015
606014	05/13/2015	W/R	MNJ TECHNOLOGIES DIRECT INC.	3,365.00	05/20/2015
606015	05/13/2015	W/R	MONTVILLE POLICE DEPARTMENT	10,662.80	05/27/2015
606016	05/13/2015	W/R	MOVIE LICENSING USA	415.00	05/20/2015
606017	05/13/2015	W/R	STARK COUNTY HISTORICAL SOC.	504.00	05/20/2015
606018	05/13/2015	W/R	MUSIC THEATRE INTERNATIONAL	154.18	05/21/2015
606019	05/13/2015	W/R	MUSIC THERAPY ENRICHMENT	2,000.00	05/31/2015
606020	05/13/2015	W/R	MUSICIAN'S FRIEND	357.00	05/22/2015
606021	05/13/2015	W/R	MYOFFICEPRODUCTS, LLC	754.72	05/27/2015
606022	05/13/2015	W/R	MYRA BOWYER	90.00	05/22/2015
606023	05/13/2015	W/R	NAPA AUTOMOTIVE PARTS & SERVIC	959.33	05/27/2015
606024	05/13/2015	W/R	NASCO	208.70	05/20/2015
606025	05/13/2015	W/W	NATALIE HORRIGAN	1,000.00	
606026	05/13/2015	W/W	NATHAN VENDEL	1,000.00	
606027	05/13/2015	W/R	NASP	199.00	05/27/2015
606028	05/13/2015	W/R	NEWS-2-YOU	159.00	05/28/2015
606029	05/13/2015	W/R	NICKLES BAKERY	2,024.18	05/27/2015
606030	05/13/2015	W/W	NICOLE STEWARD	1,000.00	
606031	05/13/2015	W/R	NORTH AMERICAN PRESSURE	44.91	05/31/2015
606032	05/13/2015	W/R	NORTH COAST THEATRICAL INC	290.00	05/31/2015
606033	05/13/2015	W/R	OHIO POOL EQUIP. & SUPPLY CO.	856.29	05/21/2015
606034	05/13/2015	W/R	OAESA	250.00	05/31/2015
606035	05/13/2015	W/W	OHIO CERAMICS SUPPLY, INC.	474.20	
606036	05/13/2015	W/R	OHIO EDISON COMPANY	81,191.72	05/21/2015
606037	05/13/2015	W/R	OHIO HISTORY CONNECTION	314.40	05/27/2015
606038	05/13/2015	W/R	OHIO SCHOOLS COUNCIL-GAS	24,735.80	05/21/2015
606039	05/13/2015	W/R	OLIVIA PASSE	1,000.00	05/27/2015
606040	05/13/2015	W/W	OPERATION H.O.M.E.S.	1,000.00	
606041	05/13/2015	W/R	ORIENTAL TRADING COMPANY	28.23	05/27/2015
606042	05/13/2015	W/R	OSBORNE MEDINA, INC.	38.99	05/27/2015
606043	05/13/2015	W/R	PAIGE ECKENRODE	1,000.00	05/27/2015
606044	05/13/2015	W/W	PATRICIA SALVATORE	150.00	
606045	05/13/2015	W/W	PAUL LEYDEN	2,500.00	
606046	05/13/2015	W/R	PRESIDENT'S EDUCATION	165.00	05/27/2015
606047	05/13/2015	W/R	PEARSON EDUCATION, INC.	1,227.22	05/27/2015
606048	05/13/2015	W/R	CAFETERIA-PEPSI COLA ORDERS	1,751.67	05/27/2015
606049	05/13/2015	W/R	PITNEY BOWES	2,288.98	05/28/2015
606050	05/13/2015	W/R	PITSCO	73.70	05/27/2015
606051	05/13/2015	W/R	POINT SPRING & DRIVESHAFT CO	1,996.02	05/22/2015

Check#	Check Date	Org Sta	Vendor Paid	Check Amount	Status Date
606052	05/13/2015	W/R	POWER OF THE PEN	50.00	05/31/2015
606053	05/13/2015	W/R	QUILL CORPORATION	44.91	05/27/2015
606054	05/13/2015	W/R	R & R ENGINE & MACHINE	162.91	05/22/2015
606055	05/13/2015	W/R	RAFCOMM, INC.	245.00	05/21/2015
606056	05/13/2015	W/R	RAPID RIBBONS	164.28	05/22/2015
606057	05/13/2015	W/R	REINHARDT SUPPLY COMPANY	4,762.43	05/22/2015
606058	05/13/2015	W/R	RENAISSANCE LEARNING, INC.	21,593.78	05/27/2015
606059	05/13/2015	W/R	RENTEQUIP, INC.	153.70	05/27/2015
606060	05/13/2015	W/R	RICK PUCKRIN	150.00	05/21/2015
606061	05/13/2015	W/R	RJ MARTIN	1,830.00	05/22/2015
606062	05/13/2015	W/R	RJ VERNAK REFRIGERATION	921.12	05/27/2015
606063	05/13/2015	W/R	ROBERT GIBSON	1,520.33	05/13/2015
606064	05/13/2015	W/R	ROBERT TRAVIS	126.50	05/13/2015
606065	05/13/2015	W/R	ROBERT ZAROBELL	19.00	05/13/2015
606066	05/13/2015	W/R	ROSEMARIE DADDARIO	106.50	05/13/2015
606067	05/13/2015	W/R	RUSH TRUCK CENTER	2,097.55	05/27/2015
606068	05/13/2015	W/R	RYAN NEUBAUER	1,000.00	05/22/2015
606069	05/13/2015	W/R	SAGE CRANDALL	1,000.00	05/22/2015
606070	05/13/2015	W/W	SAMUEL THIES	1,000.00	
606071	05/13/2015	W/R	SARA FELTON	1,000.00	05/22/2015
606072	05/13/2015	W/R	SARAH FULLING	1,000.00	05/22/2015
606073	05/13/2015	W/R	SCHOOL MATE	403.25	05/27/2015
606074	05/13/2015	W/R	SCHOOL SPECIALTY, INC	2,031.32	05/22/2015
606075	05/13/2015	W/R	CLASSROOM DIRECT	157.46	05/22/2015
606076	05/13/2015	W/R	SEAT SACK, INC.	53.70	05/28/2015
606077	05/13/2015	W/R	SENDERO THERAPIES, INC.	44,075.86	05/27/2015
606078	05/13/2015	W/R	SHANNON DUNCAN	43.70	05/13/2015
606079	05/13/2015	W/R	SHANNON FEDERINKO	39.50	05/13/2015
606080	05/13/2015	W/R	SHAYNA SAMOSKY	90.39	05/13/2015
606081	05/13/2015	W/W	SHEARER EQUIPMENT	458.46	
606082	05/13/2015	W/R	SHELLEY MACK	983.50	05/13/2015
606083	05/13/2015	W/R	SHERWIN WILLIAMS COMPANY	28.49	05/27/2015
606084	05/13/2015	W/R	SHIFFLER EQUIPMENT SALES	185.62	05/22/2015
606085	05/13/2015	W/R	SIMON PAPALEO	1,000.00	05/22/2015
606086	05/13/2015	W/R	SMITH PETERS KALAIL CO., LPA	5,186.39	05/21/2015
606087	05/13/2015	W/R	SOLUTIONS BEHAVIORAL	21,252.17	05/22/2015
606088	05/13/2015	W/R	SOUND COM CORP	106.00	05/21/2015
606089	05/13/2015	W/W	SOUTH OF THE SQUARE	60.61	
606090	05/13/2015	W/R	SPORTSWORLD	224.00	05/22/2015
606091	05/13/2015	W/R	STANDARD WELDING & STEEL	53.90	05/27/2015
606092	05/13/2015	W/R	STANTON'S SHEET MUSIC	90.90	05/21/2015
606093	05/13/2015	W/R	STAPLES BUSINESS ADVANTAGE	480.73	05/22/2015
606094	05/13/2015	W/R	STEPHANIE GROOMS TALLENT	139.50	05/13/2015
606095	05/13/2015	W/R	STEPHEN SIVARD	180.00	05/22/2015
606096	05/13/2015	W/W	STRS OHIO	8,695.97	
606097	05/13/2015	W/R	STUDENT SUPPLY	64.36	05/27/2015
606098	05/13/2015	W/R	SUPERIOR PRINTING, INC.	873.00	05/22/2015
606099	05/13/2015	W/R	TALBERT'S COMMERCIAL PRODUCTS	603.01	05/21/2015
606100	05/13/2015	W/R	TAYLOR DEMICHAEL	1,000.00	05/27/2015
606101	05/13/2015	W/R	TECHNOLOGY ENGINEERING	8,777.50	05/13/2015
606102	05/13/2015	W/R	TERRIE GETZ	23.58	05/13/2015
606103	05/13/2015	W/R	THE MISSING PIECE LLC	297.50	05/31/2015

Check#	Check Date	Org Sta	Vendor Paid	Check Amount	Status Date
606104	05/13/2015	W/W	THOMAS MILAM	1,000.00	
606105	05/13/2015	W/R	THYSSEN KRUPP ELEVATOR CORP	1,468.65	05/27/2015
606106	05/13/2015	W/R	TIMOTHY BRACKEN	33.27	05/13/2015
606107	05/13/2015	W/R	AUDITOR OF STATE'S OFFICE	5,491.10	05/22/2015
606108	05/13/2015	W/R	TRICIA SHUCK	23.00	05/13/2015
606109	05/13/2015	W/R	TYLER SKIDMORE	558.90	05/13/2015
606110	05/13/2015	W/R	UNITED SPORT APPAREL	216.00	05/20/2015
606111	05/13/2015	W/R	US GAMES	1,241.48	05/27/2015
606112	05/13/2015	W/W	VANTAGE LEARNING USA LLC	310.00	
606113	05/13/2015	W/R	VICTORIA HELMS	1,000.00	05/22/2015
606114	05/13/2015	W/R	VINCENT LIGHTING SYSTEMS	1,884.45	05/27/2015
606115	05/13/2015	W/R	VIVA SPANISH LANGUAGE PROGRAM	10,908.00	05/27/2015
606116	05/13/2015	W/R	W M B (WIRELESS MIC BELTS)	1,311.00	05/28/2015
606117	05/13/2015	W/R	WADE CHAPMAN	182.50	05/13/2015
606118	05/13/2015	W/R	WARD'S SCIENCE	252.07	05/22/2015
606119	05/13/2015	W/R	HALE FARM & VILLAGE	414.00	05/27/2015
606120	05/13/2015	W/R	WLS TRUCK SERVICE INC.	2,261.38	05/27/2015
606121	05/13/2015	W/R	WOLFF BROS. SUPPLY, INC.	1,282.29	05/22/2015
606122	05/13/2015	W/W	WOODWIND AND BRASSWIND	284.75	
606123	05/13/2015	W/R	WORLD TRUCK TOWING &	305.10	05/22/2015
606124	05/13/2015	W/R	YOST EQUIPMENT SALES &	242.28	05/21/2015
606125	05/13/2015	W/R	ZINKAN ENTERPRISES, INC.	2,200.00	05/22/2015
606126	05/14/2015	W/R	MEDINA CITY SCHOOLS	800.00	05/28/2015
606127	05/14/2015	W/R	OHIO DEPARTMENT OF COMMERCE	1,650.75	05/27/2015
606128	05/14/2015	W/R	VERIZON WIRELESS	332.17	05/27/2015
606129	05/14/2015	W/R	ARTHUR CLEARY	55.00	05/27/2015
606130	05/14/2015	W/R	BILL BUTTERMORE	100.00	05/27/2015
606131	05/14/2015	W/R	BILL MORTENSEN	47.00	05/27/2015
606132	05/14/2015	W/W	CHARLES HAWSMAN	55.00	
606133	05/14/2015	W/R	CRAIG BALL	120.00	05/28/2015
606134	05/14/2015	W/R	DALE GABOR	210.00	05/27/2015
606135	05/14/2015	W/R	DARCEL A ARRINGTON	65.00	05/31/2015
606136	05/14/2015	W/R	DAVID KULKA	60.00	05/27/2015
606137	05/14/2015	W/R	EUGENE FERRELL	110.00	05/27/2015
606138	05/14/2015	W/W	JEFFREY CSANK	60.00	
606139	05/14/2015	W/R	JEROME BOUND	55.00	05/22/2015
606140	05/14/2015	W/W	JOE D'ALESIO	120.00	
606141	05/14/2015	W/W	MICHAEL HAYES	70.00	
606142	05/14/2015	W/W	MICHAEL LADAIKA	55.00	
606143	05/14/2015	W/R	MIKE HENNESSEY	55.00	05/22/2015
606144	05/14/2015	W/R	MIKE PISCITELLO	65.00	05/27/2015
606145	05/14/2015	W/W	RICK POLLACK	60.00	
606146	05/14/2015	W/R	ROBERT SZABO	55.00	05/27/2015
606147	05/14/2015	W/R	RUDY DENIUS	60.00	05/27/2015
606148	05/14/2015	W/R	STEVE MEILINGER	60.00	05/27/2015
606149	05/14/2015	W/R	TOM DEE	55.00	05/21/2015
606150	05/14/2015	W/R	TOM SCHABER	60.00	05/28/2015
606151	05/14/2015	W/R	TROY CARTER	47.00	05/28/2015
606152	05/14/2015	W/W	TYRONE MORRIS	70.00	
606153	05/14/2015	W/R	BARBARA A GIULIVO	40.00	05/27/2015
606154	05/14/2015	W/R	BILL MORTENSEN	47.00	05/27/2015
606155	05/14/2015	W/W	CHARLES HAWSMAN	120.00	

Check#	Check Date	Org Sta	Vendor Paid	Check Amount	Status Date
606156	05/14/2015	W/R	DEKE S GUNSOLLEY	55.00	05/27/2015
606157	05/14/2015	W/R	DOMINIC ROSACE	110.00	05/27/2015
606158	05/14/2015	W/W	DOUGLAS KINGSBURY	60.00	
606159	05/14/2015	W/R	JEROME BOUND	55.00	05/22/2015
606160	05/14/2015	W/R	JIM PASSARELLI	55.00	05/22/2015
606161	05/14/2015	W/W	JOE STAYER	47.00	
606162	05/14/2015	W/R	JOHN LUEBKE	55.00	05/22/2015
606163	05/14/2015	W/W	JUSTIN B. HOCHEVAR	60.00	
606164	05/14/2015	W/W	KENNETH DWORZNIK	70.00	
606165	05/14/2015	W/R	KYLE CLOSEN	60.00	05/27/2015
606166	05/14/2015	W/R	MICHAEL DRAGON	120.00	05/22/2015
606167	05/14/2015	W/R	MIKE HENNESSEY	55.00	05/22/2015
606168	05/14/2015	W/R	MIKE PISCITELLO	195.00	05/27/2015
606169	05/14/2015	W/R	PATRICK EAST	120.00	05/27/2015
606170	05/14/2015	W/R	PAUL JAKUBOWSKI	60.00	05/27/2015
606171	05/14/2015	W/R	RICH RHEIN	55.00	05/22/2015
606172	05/14/2015	W/R	RUDY DENIUS	60.00	05/27/2015
606173	05/14/2015	W/R	SANDI STECH	195.00	05/27/2015
606174	05/14/2015	W/R	SEBASTIAN PINZONE	40.00	05/27/2015
606175	05/14/2015	W/R	SID MCMAHON	120.00	05/22/2015
606176	05/14/2015	W/W	STEVE REDDEN	60.00	
606177	05/14/2015	W/R	STEVE MEILINGER	60.00	05/27/2015
606178	05/14/2015	W/R	TERRY MERCIER	55.00	05/22/2015
606179	05/14/2015	B/R	KIM HALLOCK	125.00	05/14/2015
606180	05/14/2015	B/R	DEBORAH VOGEL	125.00	05/27/2015
606181	05/14/2015	B/R	SOPHIE KREULEN	60.00	05/22/2015
606182	05/14/2015	B/R	SOPHIE KREULEN	46.00	05/22/2015
606183	05/14/2015	B/B	BARB KRIEBEL	59.30	
606184	05/14/2015	B/B	SARAH SKENDER	3.37	
606185	05/14/2015	B/R	CHERYL PROCK	4.00	05/27/2015
606186	05/14/2015	B/R	JANE O'NEILL	4.00	05/27/2015
606187	05/14/2015	B/B	SHERI ACIERTO	4.00	
606188	05/14/2015	B/B	SARAH HACH	4.00	
606189	05/14/2015	B/B	NICOLA KLEIN	4.00	
606190	05/14/2015	B/B	KIMBERLY MELLIERE	4.00	
606191	05/14/2015	B/R	MATTHEW NEIL	4.00	05/28/2015
606192	05/14/2015	B/R	BOBBIE PENNINGTON	4.00	05/27/2015
606193	05/14/2015	B/R	AMANDA RAMUNNI	4.00	05/27/2015
606194	05/14/2015	B/B	SANDRA MARUNA	4.00	
606195	05/14/2015	B/R	ROBERT SCHULZE	4.00	05/28/2015
606196	05/14/2015	B/R	STEVEN L MELLINGER	4.00	05/31/2015
606197	05/14/2015	B/R	CONNIE HAMIDI	4.00	05/28/2015
606198	05/14/2015	B/R	MARIA HELSEL	25.00	05/27/2015
606199	05/14/2015	B/B	SHABIKI WILLIAMS	5.00	
606200	05/14/2015	B/R	KELLY FULTON	5.00	05/22/2015
606201	05/14/2015	B/R	TIA TRIMBLE	4.99	05/31/2015
606202	05/14/2015	B/B	CATHY ROE ULTIMATE DANCE	280.00	
606203	05/14/2015	B/R	LAURIE ZACCARO	20.00	05/22/2015
606204	05/28/2015	W/W	PRAXAIR	22.90	
606205	05/28/2015	W/W	A MOMENT IN TIME	250.00	
606206	05/28/2015	W/R	ABC THERAPY, LTD	12,030.17	05/28/2015
606207	05/28/2015	W/W	ACE EDUCATIONAL SUPPLIES, INC.	136.31	

Check#	Check Date	Org Sta	Vendor Paid	Check Amount	Status Date
606208	05/28/2015	W/W	ADLER TEAM SPORTS	238.50	
606209	05/28/2015	W/W	AIR RITE SERVICE COMPANY	466.08	
606210	05/28/2015	W/W	AIRGAS USA, LLC	64.64	
606211	05/28/2015	W/W	AKRON BEARING COMPANY, INC.	56.30	
606212	05/28/2015	W/R	ALEXANDRA MUSSELMAN	425.21	05/28/2015
606213	05/28/2015	W/R	ALLISON HILDRETH	158.60	05/28/2015
606214	05/28/2015	W/W	ALLYSON NOVAK	2,000.00	
606215	05/28/2015	W/W	AMANDA GETTO	1,500.00	
606216	05/28/2015	W/W	AMANDA HILLS DISTRIBUTION, INC	681.45	
606217	05/28/2015	W/W	AMAZON.COM	13,256.23	
606218	05/28/2015	W/V	AMERICAN TIME & SIGNAL COMPANY	1,054.36	05/30/2015
606219	05/28/2015	W/R	ANDREA MCGHEE	93.26	05/28/2015
606220	05/28/2015	W/R	ANDREW BRENNER	495.65	05/28/2015
606221	05/28/2015	W/R	ANGELA MARSALA	60.50	05/28/2015
606222	05/28/2015	W/W	ANTHONY BELSITO	378.00	
606223	05/28/2015	W/W	APEX MARKETING SOLUTIONS	4,407.48	
606224	05/28/2015	W/W	APOLLO PEST CONTROL COMPANY	628.00	
606225	05/28/2015	W/W	APPLE COMPUTERS, INC.	200.00	
606226	05/28/2015	W/W	APPLE EDUCATION	2,232.00	
606227	05/28/2015	W/W	APPLIED MAINTENANCE SUPPLIES	860.05	
606228	05/28/2015	W/W	APPLIED MSS	947.12	
606229	05/28/2015	W/W	ARMSTRONG CABLE	329.24	
606230	05/28/2015	W/W	ARROW UNIFORM	3,247.04	
606231	05/28/2015	W/W	AUTO-JET MUFFLER CORP.	966.92	
606232	05/28/2015	W/W	BAKER & TAYLOR COMPANY	39.07	
606233	05/28/2015	W/W	BALL CHEMICAL & EQUIPMENT CO.	90.49	
606234	05/28/2015	W/W	BLICK ART MATERIALS	286.13	
606235	05/28/2015	W/W	BLUE BUTTON PHOTO BOOTH	475.00	
606236	05/28/2015	W/W	BOOKSOURCE	92.98	
606237	05/28/2015	W/W	DAIRYMENS	12,245.52	
606238	05/28/2015	W/W	MINDWARE	133.79	
606239	05/28/2015	W/R	BRIAN CONDIT	81.26	05/28/2015
606240	05/28/2015	W/W	BSN SPORTS	3,753.75	
606241	05/28/2015	W/W	BUCK INSTITUTE FOR EDUCATION	84.88	
606242	05/28/2015	W/W	BUEHLER'S MARKETS	589.67	
606243	05/28/2015	W/W	CAMEO	5,000.00	
606244	05/28/2015	W/W	CAPITOL VARSITY SPORTS, INC.	4,791.16	
606245	05/28/2015	W/W	CAROLINA BIOLOGICAL SUPPLY CO.	353.15	
606246	05/28/2015	W/W	CARQUEST AUTO PARTS	582.95	
606247	05/28/2015	W/W	DOMINIC'S PIZZA	58.58	
606248	05/28/2015	W/W	CDI COMPUTER DEALERS, INC.	110,365.00	
606249	05/28/2015	W/W	CENTRAL INSTRUMENT CO.	725.65	
606250	05/28/2015	W/W	CENTURY EQUIPMENT, INC.	287.96	
606251	05/28/2015	W/R	CHRISTOPHER HASSINGER	21.28	05/28/2015
606252	05/28/2015	W/R	CINDY GRICE	41.60	05/28/2015
606253	05/28/2015	W/W	CINTAS CORPORATION	498.54	
606254	05/28/2015	W/W	CLAY-KING.COM	549.88	
606255	05/28/2015	W/W	CLEVELAND MUSEUM OF	432.00	
606256	05/28/2015	W/W	CLEVELAND PLUMBING SUPPLY CO.	181.96	
606257	05/28/2015	W/W	COLUMBIA GAS OF OHIO,INC	7,101.21	
606258	05/28/2015	W/W	COMDOC, INC.	588.00	
606259	05/28/2015	W/W	COMPANY HEALTHCARE	991.00	

Check#	Check Date	Org Sta	Vendor Paid	Check Amount	Status Date
606260	05/28/2015	W/R	COURTNEY HILLS	343.99	05/28/2015
606261	05/28/2015	W/R	CRAIG KOMAR	219.28	05/28/2015
606262	05/28/2015	W/W	CROSS THREAD SOLUTIONS LLC	331.86	
606263	05/28/2015	W/W	CROWN TROPHY OF MEDINA	214.70	
606264	05/28/2015	W/W	DAMON INDUSTRIES	146.10	
606265	05/28/2015	W/W	DAVID K RICHARDS	360.00	
606266	05/28/2015	W/R	DEBBRA LANEVILLE	13.94	05/28/2015
606267	05/28/2015	W/R	DEBORAH QUAIDER	62.26	05/28/2015
606268	05/28/2015	W/R	DEBRA LEONARD	9.49	05/28/2015
606269	05/28/2015	W/W	DECKER EQUIPMENT	252.71	
606270	05/28/2015	W/W	DELTA EDUCATION LLC	20.45	
606271	05/28/2015	W/W	DEMCO, INC.	290.54	
606272	05/28/2015	W/W	DESIGNS INK LTD	55.00	
606273	05/28/2015	W/W	DISCOUNT SCHOOL SUPPLY	443.06	
606274	05/28/2015	W/W	DOMINO'S PIZZA	929.50	
606275	05/28/2015	W/W	DOORS AND MORE CO., INC.	850.00	
606276	05/28/2015	W/W	EASTER SEALS NORTHERN OHIO	660.00	
606277	05/28/2015	W/W	EASY GRAPHICS CORP	6,628.00	
606278	05/28/2015	W/W	EDUCATIONAL FUNDING GROUP, INC	8,396.24	
606279	05/28/2015	W/W	EDUCATIONAL RESOURCE	418.00	
606280	05/28/2015	W/W	EDWIN H DAVIS & SON, INC.	1,677.85	
606281	05/28/2015	W/R	ELDORA LAVDAS	168.48	05/28/2015
606282	05/28/2015	W/R	ELIZABETH KIOUSIS	60.03	05/28/2015
606283	05/28/2015	W/R	ELIZABETH RISSMILLER	1,207.50	05/28/2015
606284	05/28/2015	W/W	EMILY PLATZ	2,000.00	
606285	05/28/2015	W/W	ESBER CASH REGISTER	186.00	
606286	05/28/2015	W/W	FRANKLIN COVEY	266.16	
606287	05/28/2015	W/W	FOLLETT SCHOOL SOLUTIONS, INC.	5,815.16	
606288	05/28/2015	W/W	FRAN SCHOEN	6,364.16	
606289	05/28/2015	W/W	FRONTIER	120.75	
606290	05/28/2015	W/W	G&L SUPPLY	6,172.46	
606291	05/28/2015	W/W	GALLEY PRINTING, INC.	120.00	
606292	05/28/2015	W/W	GARDINER SERVICE COMPANY	4,178.00	
606293	05/28/2015	W/W	GATEWAY TIRE & SERVICE CENTER	335.15	
606294	05/28/2015	W/W	GENE PTACEK & SON	407.50	
606295	05/28/2015	W/W	GILMOUR ACADEMY	137.50	
606296	05/28/2015	W/W	GIONINO'S PIZZARIA	154.00	
606297	05/28/2015	W/R	GOODWILL INDUSTRTIES AKRON INC	5,252.50	05/28/2015
606298	05/28/2015	W/W	GORDON FOOD SERVICE	41.04	
606299	05/28/2015	W/W	GORDON FOOD SERVICE	28.82	
606300	05/28/2015	W/W	GRAINGER SUPPLY CO	756.62	
606301	05/28/2015	W/W	GREG PUTKA	120.00	
606302	05/28/2015	W/R	GREGORY MILLER	113.41	05/28/2015
606303	05/28/2015	W/W	GUYS PIZZA	39.48	
606304	05/28/2015	W/W	PIZZA HUT	695.50	
606305	05/28/2015	W/W	HAMPTON INN	168.54	
606306	05/28/2015	W/W	HANDWRITING WITHOUT TEARS	2,189.19	
606307	05/28/2015	W/R	HARPLEY CS LLC	1,300.00	05/28/2015
606308	05/28/2015	W/W	HD SUPPLY FACILITIES	165.60	
606309	05/28/2015	W/W	HEINEMANN	3,319.80	
606310	05/28/2015	W/W	HILLCREST ELEMENTARY SCHOOL	300.00	
606311	05/28/2015	W/W	HILLIARD DAVIDSON GIRL'S	175.00	

Check#	Check Date	Org Sta	Vendor Paid	Check Amount	Status Date
606312	05/28/2015	W/W	HOUSE OF FLOWERS & GIFTS	93.00	
606313	05/28/2015	W/W	ICANDI GRAPHICS	641.45	
606314	05/28/2015	W/W	ICE CREAM SPECIALTIES	2,015.53	
606315	05/28/2015	W/W	INNOVATIVE SOLUTIONS	1,885.00	
606316	05/28/2015	W/W	JAKE KUBASTA	50.00	
606317	05/28/2015	W/R	JENNIFER ULMER	49.78	05/28/2015
606318	05/28/2015	W/R	JODI DOBBEN	33.83	05/28/2015
606319	05/28/2015	W/W	JOHN S GRIMM, INC.	485.18	
606320	05/28/2015	W/W	JOHNSTONE SUPPLY INC.	61.65	
606321	05/28/2015	W/R	JOSEPH STEFANKO	100.67	05/28/2015
606322	05/28/2015	W/R	JULIE A. BLAKEMORE	130.87	05/28/2015
606323	05/28/2015	W/R	KAREN McGINTY	142.67	05/28/2015
606324	05/28/2015	W/R	KARON LIPPINCOTT	173.80	05/28/2015
606325	05/28/2015	W/W	KASEY ARENA	100.00	
606326	05/28/2015	W/W	KATIE PEYTON	1,000.00	
606327	05/28/2015	W/W	KELE, INC.	627.34	
606328	05/28/2015	W/W	KIARA WOODS	2,000.00	
606329	05/28/2015	W/W	KIEFER EQUIPMENT CO	86.85	
606330	05/28/2015	W/R	KIM HALLOCK	112.75	05/28/2015
606331	05/28/2015	W/W	KRISTEN LAPEUS	2,000.00	
606332	05/28/2015	W/R	KRISTI DAVID	203.43	05/28/2015
606333	05/28/2015	W/R	LAINA MAKEPEACE	354.48	05/28/2015
606334	05/28/2015	W/R	LAURA CALAIACOVO	223.11	05/28/2015
606335	05/28/2015	W/W	LEADERSHIP MEDINA COUNTY	100.00	
606336	05/28/2015	W/W	LEUKEMIA & LYMPHOMA SOCIETY	368.81	
606337	05/28/2015	W/R	LICENSE DIRECT OPTIONS, LLC	18,000.00	05/28/2015
606338	05/28/2015	W/W	LICKING AREA COMPUTER ASSOC.	7,530.16	
606339	05/28/2015	W/W	LIFETOUCH NATIONAL SCHOOLS	204.00	
606340	05/28/2015	W/W	LODI LUMBER	44.96	
606341	05/28/2015	W/R	LONNETTE SCHURMAN	300.00	05/28/2015
606342	05/28/2015	W/R	LORI S. KELLY	3,090.00	05/28/2015
606343	05/28/2015	W/W	M.C. DJ SERVICES, INC.	1,550.00	
606344	05/28/2015	W/W	MACK'S, INC.	168.75	
606345	05/28/2015	W/W	MARCO'S PIZZA, INC	108.89	
606346	05/28/2015	W/R	MARY JARSTFER	27.79	05/28/2015
606347	05/28/2015	W/W	MASTER TEACHER	748.72	
606348	05/28/2015	W/W	MCMASTER-CARR	89.59	
606349	05/28/2015	W/W	MCS FOOD SERVICE DEPT.	870.06	
606350	05/28/2015	W/W	MEDINA CITY SCHOOLS	58,408.43	
606351	05/28/2015	W/W	MEDINA COMMUNITY RECREATION	500.00	
606352	05/28/2015	W/W	MEDINA COUNTY SCHOOLS ESC	75.20	
606353	05/28/2015	W/R	MEDINA CREATIVE ACCESSIBILITY	304.00	05/28/2015
606354	05/28/2015	W/W	MEDINA GLASS COMPANY	219.17	
606355	05/28/2015	W/V	MEDINA SIGNS	440.90	05/30/2015
606356	05/28/2015	W/W	MEDINA TRACTOR SALES	7.42	
606357	05/28/2015	W/W	MEGAN COUGHLIN	487.50	
606358	05/28/2015	W/W	MEGAN PERKINS	840.00	
606359	05/28/2015	W/W	MEGHAN BURKHARDT	62.32	
606360	05/28/2015	W/R	MELANIE BATDORFF	40.99	05/28/2015
606361	05/28/2015	W/R	MELANIE CONDOSTA	129.00	05/28/2015
606362	05/28/2015	W/W	MICHAEL GEMMER	62.28	
606363	05/28/2015	W/R	MICHELLE KOERPER	74.46	05/28/2015

Check#	Check Date	Org Sta	Vendor Paid	Check Amount	Status Date
606364	05/28/2015	W/W	MIDLAND HARDWARE CO.	470.77	
606365	05/28/2015	W/W	MIRACLE LEAGUE OF NORTHEAST OH	500.00	
606366	05/28/2015	W/W	MONTVILLE POLICE DEPARTMENT	240.00	
606367	05/28/2015	W/W	MTM SIGNS	48.00	
606368	05/28/2015	W/R	NANCY WOJCIAK	71.18	05/28/2015
606369	05/28/2015	W/W	NAPA AUTOMOTIVE PARTS & SERVIC	489.92	
606370	05/28/2015	W/W	NATIONAL SCHOOL PRODUCTS	120.35	
606371	05/28/2015	W/R	NICHOLAS CERIMELE	19.55	05/28/2015
606372	05/28/2015	W/W	NICKLES BAKERY	3,216.73	
606373	05/28/2015	W/W	OHIO ASSOC OF STUDENT COUNCILS	1,650.00	
606374	05/28/2015	W/W	OHIO CERAMICS SUPPLY, INC.	176.71	
606375	05/28/2015	W/W	OHIO DEPT OF JOB &	240.00	
606376	05/28/2015	W/W	OKSANA KLUE	600.00	
606377	05/28/2015	W/W	ORIENTAL TRADING COMPANY	418.92	
606378	05/28/2015	W/W	OSPA-OHIO SCHOOL PSYCHOLOGISTS	255.00	
606379	05/28/2015	W/R	PAMELA SHIRK	19.97	05/28/2015
606380	05/28/2015	W/R	PAUL KIDD	116.15	05/28/2015
606381	05/28/2015	W/W	NAESP	255.00	
606382	05/28/2015	W/W	PEARSON ASSESSMENTS	949.38	
606383	05/28/2015	W/W	PEARSON PRENTICE HALL	12,745.68	
606384	05/28/2015	W/W	PEPSI-COLA COMPANY	163.20	
606385	05/28/2015	W/W	CAFETERIA-PEPSI COLA ORDERS	840.54	
606386	05/28/2015	W/W	PERFECTION LEARNING CORP.	300.25	
606387	05/28/2015	W/W	PERSONAL TOUCH	1,900.00	
606388	05/28/2015	W/W	PHILPOTT SOLUTIONS	960.00	
606389	05/28/2015	W/W	POINT SPRING & DRIVESHAFT CO	2,858.57	
606390	05/28/2015	W/W	POSITIVE PROMOTIONS	81.70	
606391	05/28/2015	W/W	POWER OF THE PEN	1,040.00	
606392	05/28/2015	W/W	PSI AFFILIATES, INC.	15,063.39	
606393	05/28/2015	W/W	QUILL CORPORATION	569.34	
606394	05/28/2015	W/W	RAFCOMM, INC.	85.00	
606395	05/28/2015	W/W	REALLY GOOD STUFF	1,344.16	
606396	05/28/2015	W/R	REBECCA GIBSON	93.22	05/28/2015
606397	05/28/2015	W/W	REINHARDT SUPPLY COMPANY	7,338.00	
606398	05/28/2015	W/W	RJ VERNAK REFRIGERATION	1,340.60	
606399	05/28/2015	W/W	ROBERT STALEY	70.00	
606400	05/28/2015	W/W	ROBERT SZABO	55.00	
606401	05/28/2015	W/W	ROJEN COMPANY	130.90	
606402	05/28/2015	W/W	ROMP N STOMP	505.00	
606403	05/28/2015	W/R	RONALD L FULLER	360.00	05/28/2015
606404	05/28/2015	W/W	ROWLEYS WHOLESALE	638.36	
606405	05/28/2015	W/W	SCHOLASTIC BOOK FAIRS	60.53	
606406	05/28/2015	W/W	SCHOLASTIC TEACHING RESOURCES	2,549.18	
606407	05/28/2015	W/W	SCHOOL HEALTH CORPORATION	396.08	
606408	05/28/2015	W/W	SCHOOL MATE	438.30	
606409	05/28/2015	W/W	SCHOOL NUTRITION ASSOCIATION	127.00	
606410	05/28/2015	W/W	SCHOOL SPECIALTY, INC	2,347.68	
606411	05/28/2015	W/W	CLASSROOM DIRECT	1,178.29	
606412	05/28/2015	W/W	SENDERO THERAPIES, INC.	18,875.95	
606413	05/28/2015	W/W	SERVICE STATION EQUIP. CO.,INC	263.00	
606414	05/28/2015	W/R	SHARON DEINHART	41.92	05/28/2015
606415	05/28/2015	W/R	SHARON OLTERSDORF	124.20	05/28/2015

Check#	Check Date	Org Sta	Vendor Paid	Check Amount	Status Date
606416	05/28/2015	W/W	SHERWIN WILLIAMS COMPANY	114.45	
606417	05/28/2015	W/W	SID MCMAHON	70.00	
606418	05/28/2015	W/W	SMETZER'S TIRE CENTER, INC.	139.40	
606419	05/28/2015	W/W	SOLUTIONS BEHAVIORAL	4,123.00	
606420	05/28/2015	W/W	SOUTH OF THE SQUARE	56.78	
606421	05/28/2015	W/W	SPIRITWEARMALL	1,204.00	
606422	05/28/2015	W/W	SPORTIME	1,879.00	
606423	05/28/2015	W/W	SPORTSWORLD	4,585.60	
606424	05/28/2015	W/W	ST. JUDE CHILDREN'S RESEARCH	1,000.00	
606425	05/28/2015	W/W	STANDARD WELDING & STEEL	463.32	
606426	05/28/2015	W/W	STANTON'S SHEET MUSIC	157.41	
606427	05/28/2015	W/W	STAPLES BUSINESS ADVANTAGE	241.34	
606428	05/28/2015	W/W	STAPLES	29.98	
606429	05/28/2015	W/R	STEPHANIE JESSUP	236.92	05/28/2015
606430	05/28/2015	W/W	STERLING PAPER CO.	1,262.27	
606431	05/28/2015	W/W	STRS OHIO	7,078.99	
606432	05/28/2015	W/W	STUDENT SUPPLY	73.93	
606433	05/28/2015	W/W	SUMMER REINFORCEMENT	6,200.00	
606434	05/28/2015	W/W	SUPERIOR-SPEEDIE PORTABLE	144.00	
606435	05/28/2015	W/W	TALBERT'S COMMERCIAL PRODUCTS	328.65	
606436	05/28/2015	W/R	TAMMY LYNES	14.90	05/28/2015
606437	05/28/2015	W/W	TEACHER DIRECT	79.90	
606438	05/28/2015	W/W	TELECOMMUNICATION TECHNOLOGIES	2,500.00	
606439	05/28/2015	W/W	THOMAS McKENNA	450.00	
606440	05/28/2015	W/W	TOWN & COUNTRY CO-OP INC.	40,426.64	
606441	05/28/2015	W/R	TRACY WINTER	24.94	05/28/2015
606442	05/28/2015	W/W	OHIO DEPARTMENT OF COMMERCE	141.50	
606443	05/28/2015	W/W	TREASURER, STATE OF OHIO	5,504.99	
606444	05/28/2015	W/R	TRICIA SHUCK	114.76	05/28/2015
606445	05/28/2015	W/W	UNITED SPORT APPAREL	1,174.50	
606446	05/28/2015	W/W	INTERNAL REVENUE SERVICE	22.37	
606447	05/28/2015	W/W	UNIVERSITY OF AKRON	1,192.20	
606448	05/28/2015	W/W	UNIVERSITY OF AKRON	13,158.00	
606449	05/28/2015	W/W	US GAMES	161.08	
606450	05/28/2015	W/W	VARSITY SCOREBOARDS	2,830.22	
606451	05/28/2015	W/R	WENDY GOOD	263.25	05/28/2015
606452	05/28/2015	W/R	WENDY SHUBROWSKY	12.00	05/28/2015
606453	05/28/2015	W/W	WEST MUSIC COMPANY	122.95	
606454	05/28/2015	W/W	WILANA GLOVER	2,000.00	
606455	05/28/2015	W/W	WINDFALL INDUSTRIES	1,696.80	
606456	05/28/2015	W/W	WOLFF BROS. SUPPLY, INC.	2,228.82	
606457	05/28/2015	W/W	WOODSY'S MUSIC	61.95	
606458	05/28/2015	W/W	WW WILLIAMS	18,571.00	
606459	05/28/2015	W/W	YOST EQUIPMENT SALES &	1,193.74	
606460	05/28/2015	W/W	ZACHARY GETTO	1,500.00	
606461	05/28/2015	W/W	ZACHARY PYTEL	400.00	
606462	05/28/2015	W/W	ZEE MEDICAL INC.	174.15	
606463	05/29/2015	W/W	BILL PLANISEK	55.00	
606464	05/29/2015	W/W	DAVID MCKEE	60.00	
606465	05/29/2015	W/W	ED LLOYD	60.00	
606466	05/29/2015	W/W	EVELIO RAMOS	55.00	
606467	05/29/2015	W/W	JOE STAYER	47.00	

Check#	Check Date	Org Sta	Vendor Paid	Check Amount	Status Date
606468	05/29/2015	W/W	JON TARNOWSKI	60.00	
606469	05/29/2015	W/W	KENNETH J JAKUBOWSKI	110.00	
606470	05/29/2015	W/W	LARRY PHELAN	60.00	
606471	05/29/2015	W/W	MATT ZAHLER	60.00	
606472	05/29/2015	W/W	PATRICK EAST	55.00	
606473	05/29/2015	W/W	PAUL JAKUBOWSKI	60.00	
606474	05/29/2015	W/W	ROGER DEL ROSARIO	60.00	
606475	05/29/2015	W/W	RYAN STARCHER	55.00	
606476	05/29/2015	W/W	STEVE MEILINGER	60.00	
606477	05/29/2015	W/W	STEVEN MORTENSEN	47.00	
606478	05/29/2015	W/W	TOM KINDALL	165.00	
606479	05/29/2015	W/W	CHARLES HAWSMAN	60.00	
606480	05/29/2015	W/W	CHRIS RAHEL	55.00	
606481	05/29/2015	W/W	DALE GABOR	120.00	
606482	05/29/2015	W/W	DAVID K RICHARDS	70.00	
606483	05/29/2015	W/W	DAVID KULKA	180.00	
606484	05/29/2015	W/W	DAVID MCKEE	55.00	
606485	05/29/2015	W/W	DAVID ONYSKO	60.00	
606486	05/29/2015	W/W	DOUGLAS KINGSBURY	60.00	
606487	05/29/2015	W/W	EUGENE FERRELL	110.00	
606488	05/29/2015	W/W	FRANK SANABRIA	107.00	
606489	05/29/2015	W/W	JON TARNOWSKI	60.00	
606490	05/29/2015	W/W	KATHY JIRUS	110.00	
606491	05/29/2015	W/W	KHALID MULAZIM	70.00	
606492	05/29/2015	W/W	LARRY PHELAN	107.00	
606493	05/29/2015	W/W	MARC STONE	165.00	
606494	05/29/2015	W/W	MARK TURSKI	55.00	
606495	05/29/2015	W/W	MICHAEL HAYES	170.00	
606496	05/29/2015	W/W	MIKE PISCITELLO	110.00	
606497	05/29/2015	W/W	PATRICK EAST	55.00	
606498	05/29/2015	W/W	PAUL JAKUBOWSKI	60.00	
606499	05/29/2015	W/W	RANDY GREEN	55.00	
606500	05/29/2015	W/W	RAY PARKER	60.00	
606501	05/29/2015	W/W	RICH RHEIN	110.00	
606502	05/29/2015	W/W	ROGER SCHULTE	60.00	
606503	05/29/2015	W/W	RUDY DENIUS	60.00	
606504	05/29/2015	W/W	STEVE MEILINGER	120.00	
606505	05/29/2015	W/W	THOMAS McKENNA	600.00	
606506	05/29/2015	B/B	ANN USHER	185.00	
606507	05/29/2015	B/B	S L ROSE	185.00	
606508	05/29/2015	B/B	PAULA NAPIER	185.00	
606509	05/29/2015	B/B	DIANE WILLHOITE	185.00	
606510	05/29/2015	B/B	WILLIAM McCARY	185.00	
606511	05/29/2015	B/B	PAM GEMMER	185.00	
606512	05/29/2015	B/B	JAMES BURKHARDT	185.00	
606513	05/29/2015	B/B	ROBERT FOX	185.00	
606514	05/29/2015	B/B	JENNIFER VILIMONOVIC	185.00	
606515	05/29/2015	B/B	KELLY OBERMEIER	185.00	
606516	05/29/2015	B/B	CHRIS DAVIS	185.00	
606517	05/29/2015	B/B	CHERYL MURRIN	185.00	
606518	05/29/2015	B/B	RENEE SCHNEIDER	185.00	
606519	05/29/2015	B/B	LISA THOMPSON	185.00	

Check#	Check Date	Org Sta	Vendor Paid	Check Amount	Status Date
606520	05/29/2015	B/B	SHABIKI WILLIAMS	185.00	
606521	05/29/2015	B/B	BARBARA SALAI	185.00	
606522	05/29/2015	B/B	LEANNE CERNY	185.00	
606523	05/29/2015	B/B	PATRICIA COLAPIETRO	185.00	
606524	05/29/2015	B/B	ANN USHER	185.00	
606525	05/29/2015	W/W	FULTON COMMUNICATIONS	272,597.18	
942278	05/01/2015	C/C	MEMO -MEDINA CITY SCHOOLS	92,067.41	
942279	05/08/2015	C/C	MEMO -MEDINA CITY SCHOOLS	1,696,902.35	
942280	05/08/2015	C/C	MEMO -MEDINA CITY SCHOOLS	990.82	
942281	05/22/2015	C/C	MEMO -MEDINA CITY SCHOOLS	1,780,776.50	

Total Checks Issued $ 7,827,974.39

Date: 06/08/15 *
Time: 3:42 pm

MEDINA CITY SCHOOL DISTRICT
Appropriation Account Summary
SORTED BY FUND-SCC

	FYTD Appropriated	Prior FY Carryover Encumbrances	FYTD Expendable	FYTD Actual Expenditures	MTD Actual Expenditures	Current Encumbrances	FYTD Unencumbered Balance	FYTD Percent Exp/Enc
*****TOTAL FOR FUND-SCC 001 0000 (GENERAL FUND):	70,603,446.73	944,163.85	71,547,610.58	61,749,548.23	1,554,878.79	1,200,719.38	8,597,342.97	87.98
*****TOTAL FOR FUND-SCC 002 0000 (BOND RETIREMENT):	1,430,587.50	0.00	1,430,587.50	1,419,602.74	117,775.00	0.00	10,984.76	99.23
*****TOTAL FOR FUND-SCC 002 9000 (BOND RETIREMENT - NEW ELEM/SR HIGH):	4,307,036.50	0.00	4,307,036.50	4,282,496.93	879,493.25	0.00	24,539.57	99.43
*****TOTAL FOR FUND-SCC 002 9012 (LOCAL SALES TAX RETIREMENT OF COPS):	1,818,537.50	0.00	1,818,537.50	1,817,787.50	0.00	0.00	750.00	99.96
*****TOTAL FOR FUND-SCC 002 9014 (CONSOLIDATION - ENERGY & TRANSP NOTES):	341,362.50	0.00	341,362.50	341,362.41	0.00	0.00	0.09	100.00
*****TOTAL FOR FUND-SCC 003 0000 (PERMANENT IMPROVEMENT FUND):	22,840.98	0.00	22,840.98	18,212.10	0.00	0.00	4,628.88	79.73
*****TOTAL FOR FUND-SCC 003 9001 (MEDINA CITY REC CENTER-PERMANENT IMPROV.):	69,903.65	30,096.35	100,000.00	31,276.68	5,192.97-	14,695.00	54,028.32	45.97
*****TOTAL FOR FUND-SCC 004 9001 (NEW JR HIGH AND CANAVAN RENOVATION):	495.77	0.00	495.77	495.77	0.00	0.00	0.00	100.00
*****TOTAL FOR FUND-SCC 004 9002 (FUTURE CONSTRUCTION):	11,078.19	0.00	11,078.19	11,078.19	0.00	0.00	0.00	100.00
*****TOTAL FOR FUND-SCC 004 9008 (NEW CONSTRUCTION - SENIOR HIGH):	32,142.58	0.00	32,142.58	32,142.58	0.00	0.00	0.00	100.00

* APPSUM NOT RUN PRIOR TO MAY CLOSING. APPROPRIATIONS ARE CORRECT AS OF MAY 31st.

	FYTD Appropriated	Prior FY Carryover Encumbrances	FYTD Expendable	FYTD Actual Expenditures	MTD Actual Expenditures	Current Encumbrances	FYTD Unencumbered Balance	FYTD Percent Exp/Enc
*****TOTAL FOR FUND-SCC 006 0000 (LUNCHROOM FUND):	2,391,097.00	4,954.90	2,396,051.90	2,129,383.67	55,378.36	156,475.13	110,193.10	95.40
*****TOTAL FOR FUND-SCC 006 9006 (FOOD SVC FEDERAL FUNDS):	80,873.77	6,077.87	86,951.64	86,945.46	0.00	0.00	6.18	99.99
*****TOTAL FOR FUND-SCC 007 9004 (COLLINS SCHOLARSHIP/POST-GRADUATE):	15,000.00	0.00	15,000.00	13,000.00	0.00	0.00	2,000.00	86.67
*****TOTAL FOR FUND-SCC 007 9111 (CHARLES STANGEL SCHOLARSHIP FUND):	500.00	0.00	500.00	0.00	0.00	500.00	0.00	100.00
*****TOTAL FOR FUND-SCC 007 9333 (RIOS STUDENT LEADER SCHOLAR.):	18,000.00	0.00	18,000.00	2,000.00	0.00	0.00	16,000.00	11.11
*****TOTAL FOR FUND-SCC 008 9002 (KANEHL MUSIC TRUST):	1,000.00	0.00	1,000.00	250.00	0.00	0.00	750.00	25.00
*****TOTAL FOR FUND-SCC 008 9003 (RICHARD HOFFMAN COLLINS MEMORIAL SCHOLARSHIP):	58,000.00	0.00	58,000.00	58,000.00	0.00	0.00	0.00	100.00
*****TOTAL FOR FUND-SCC 008 9112 (ELAINE BUSHMAN FUND):	1,000.00	0.00	1,000.00	1,000.00	0.00	0.00	0.00	100.00
*****TOTAL FOR FUND-SCC 009 9110 (UNIFORM SUPPLIES GARFIELD):	12,235.00	4,034.18	16,269.18	6,582.99	0.00	8,851.33	834.86	94.87
*****TOTAL FOR FUND-SCC 009 9111 (SCHOOL STORE GARFIELD):	127.00	0.00	127.00	114.36	0.00	0.00	12.64	90.05

	FYTD Appropriated	Prior FY Carryover Encumbrances	FYTD Expendable	FYTD Actual Expenditures	MTD Actual Expenditures	Current Encumbrances	FYTD Unencumbered Balance	FYTD Percent Exp/Enc
*****TOTAL FOR FUND-SCC 009 9120 (UNIFORM SUPPLIES - CANAVAN):	13,435.00	3,144.56	16,579.56	10,622.92	0.00	763.84	5,192.80	68.68
*****TOTAL FOR FUND-SCC 009 9130 (UNIFORM SUPPLIES - FENN):	16,870.32	3,162.00	20,032.32	10,681.92	0.00	164.83	9,185.57	54.15
*****TOTAL FOR FUND-SCC 009 9140 (UNIFORM SUPPLIES - HERITAGE):	12,096.00	3,544.52	15,640.52	6,909.11	0.00	171.82-	8,903.23	43.08
*****TOTAL FOR FUND-SCC 009 9160 (UNIFORM SUPPLIES - BLAKE):	17,260.85	0.00	17,260.85	16,272.46	0.00	586.65	401.74	97.67
*****TOTAL FOR FUND-SCC 009 9170 (UNIFORM SUPPLIES - RALPH WAITE ELEMENTARY):	20,195.91	3,204.68	23,400.59	22,851.37	0.00	490.00	59.22	99.75
*****TOTAL FOR FUND-SCC 009 9171 (SCHOOL STORE WAITE):	2,514.97	0.00	2,514.97	2,514.97	0.00	0.00	0.00	100.00
*****TOTAL FOR FUND-SCC 009 9180 (UNIFORM SUPPLIES - ELIZA NORTHROP ELEMENTARY):	15,928.08	3,144.56	19,072.64	18,727.45	0.00	337.51	7.68	99.96
*****TOTAL FOR FUND-SCC 009 9181 (SCHOOL STORE NORTHROP):	1,000.00	0.00	1,000.00	0.00	0.00	0.00	1,000.00	0.00
*****TOTAL FOR FUND-SCC 009 9200 (UNIFORM SUPPLIES - CLAGGETT MIDDLE SCHOOL):	66,100.00	0.00	66,100.00	50,220.54	0.00	506.23	15,373.23	76.74
*****TOTAL FOR FUND-SCC 009 9210 (UNIFORM SUPPLIES - A.I. ROOT MIDDLE SCHOOL):	35,777.07	12,810.25	48,587.32	41,856.48	0.00	2,335.00	4,395.84	90.95

	FYTD Appropriated	Prior FY Carryover Encumbrances	FYTD Expendable	FYTD Actual Expenditures	MTD Actual Expenditures	Current Encumbrances	FYTD Unencumbered Balance	FYTD Percent Exp/Enc
*****TOTAL FOR FUND-SCC 009 9300 (UNIFORM SUPPLIES - SENIOR HIGH SCHOOL):	160,857.00	33,123.79	193,980.79	122,652.34	0.00	36,539.74	34,788.71	82.07
*****TOTAL FOR FUND-SCC 014 9014 (JUV DET CTR FY 14):	64,952.77	0.00	64,952.77	64,952.77	0.00	0.00	0.00	100.00
*****TOTAL FOR FUND-SCC 014 9015 (MEDINA CNTY JUV DET CNTR FY 15):	284,028.77	0.00	284,028.77	234,503.19	7,088.70	0.00	49,525.58	82.56
*****TOTAL FOR FUND-SCC 014 9114 (EVOLVE FY14):	60,467.32	8,432.09	68,899.41	68,899.41	0.00	0.00	0.00	100.00
*****TOTAL FOR FUND-SCC 014 9115 (EVOLVE FY 15):	570,312.11	0.00	570,312.11	410,906.60	10,376.11	39,756.02	119,649.49	79.02
*****TOTAL FOR FUND-SCC 014 9600 (Food Service):	3,625.23	0.00	3,625.23	3,625.23	0.00	0.00	0.00	100.00
*****TOTAL FOR FUND-SCC 016 0000 (EMERGENCY LEVY):	3,646,986.47	0.00	3,646,986.47	2,953,643.15	88,748.57	11,149.54	682,193.78	81.29
*****TOTAL FOR FUND-SCC 018 0000 (PRINT SHOP):	5,000.00	0.00	5,000.00	3,382.00	0.00	0.00	1,618.00	67.64
*****TOTAL FOR FUND-SCC 018 9110 (PRINCIPAL'S FUND - GARFIELD):	10,000.00	561.03	10,561.03	7,679.64	0.00	1,456.46	1,424.93	86.51
*****TOTAL FOR FUND-SCC 018 9113 (GARFIELD MEDIA CENTER):	3,500.00	0.00	3,500.00	3,226.87	0.00	0.00	273.13	92.20

	FYTD Appropriated	Prior FY Carryover Encumbrances	FYTD Expendable	FYTD Actual Expenditures	MTD Actual Expenditures	Current Encumbrances	FYTD Unencumbered Balance	FYTD Percent Exp/Enc
*****TOTAL FOR FUND-SCC 018 9120 (PRINCIPAL - CANAVAN):	29,700.00	29.99	29,729.99	14,318.19	0.00	3,307.21	12,104.59	59.28
*****TOTAL FOR FUND-SCC 018 9123 (BOOK FAIR - CANAVAN):	6,554.00	0.00	6,554.00	5,773.13	0.00	0.00	780.87	88.09
*****TOTAL FOR FUND-SCC 018 9130 (PRINCIPAL - FENN):	41,700.00	5,721.58	47,421.58	21,941.25	0.00	6,735.31	18,745.02	60.47
*****TOTAL FOR FUND-SCC 018 9135 (MEDINA SKI TEAM - DISTRICTWIDE):	6,000.00	0.00	6,000.00	2,259.98	0.00	0.00	3,740.02	37.67
*****TOTAL FOR FUND-SCC 018 9140 (PRINCIPAL'S FUND - HERITAGE):	16,069.00	285.68	16,354.68	4,055.99	0.00	3,925.00	8,373.69	48.80
*****TOTAL FOR FUND-SCC 018 9143 (HERITAGE MEDIA CENTER):	6,579.00	0.00	6,579.00	6,023.36	0.00	0.00	555.64	91.55
*****TOTAL FOR FUND-SCC 018 9144 (SKI CLUB - HERITAGE):	18.00	0.00	18.00	0.00	0.00	0.00	18.00	0.00
*****TOTAL FOR FUND-SCC 018 9160 (PRINCIPAL'S FUND - H G BLAKE):	19,303.29	1.07	19,304.36	11,947.67	0.00	3,275.36	4,081.33	78.86
*****TOTAL FOR FUND-SCC 018 9163 (BLAKE MEDIA CENTER):	4,000.00	11.36	4,011.36	1,287.21	0.00	0.00	2,724.15	32.09
*****TOTAL FOR FUND-SCC 018 9164 (FIELD TRIPS/BLAKE ELEMENTARY):	0.34	0.00	0.34	0.00	0.00	0.00	0.34	0.00

	FYTD Appropriated	Prior FY Carryover Encumbrances	FYTD Expendable	FYTD Actual Expenditures	MTD Actual Expenditures	Current Encumbrances	FYTD Unencumbered Balance	FYTD Percent Exp/Enc
*****TOTAL FOR FUND-SCC 018 9170 (PRINCIPALS FUND - RALPH WAITE ELEMENTARY):	24,000.00	0.00	24,000.00	11,805.67	0.00	7,432.39	4,761.94	80.16
*****TOTAL FOR FUND-SCC 018 9173 (MEDIA CENTER RALPH WAITE ELEMENTARY):	6,234.00	0.00	6,234.00	5,548.11	0.00	685.89	0.00	100.00
*****TOTAL FOR FUND-SCC 018 9180 (PRINCIPALS FUND ELIZA NORTHROP ELEMENTARY):	16,800.00	503.50	17,303.50	9,533.42	0.00	2,823.65	4,946.43	71.41
*****TOTAL FOR FUND-SCC 018 9183 (MEDIA CENTER ELIZA NORTHROP ELEMENTARY):	5,000.00	0.00	5,000.00	5,167.24	0.00	0.00	167.24-	103.34
*****TOTAL FOR FUND-SCC 018 9184 (FIELD TRIPS ELIZA NORTHROP ELEMENTARY):	2,719.70	0.00	2,719.70	2,719.70	0.00	0.00	0.00	100.00
*****TOTAL FOR FUND-SCC 018 9200 (PRINCIPAL'S FUND - CLAGGETT M.S.):	29,000.00	631.28	29,631.28	18,465.04	0.00	7,029.12	4,137.12	86.04
*****TOTAL FOR FUND-SCC 018 9203 (CLAGGETT M.S. MEDIA CENTER):	9,900.55	0.00	9,900.55	5,134.91	0.00	480.00	4,285.64	56.71
*****TOTAL FOR FUND-SCC 018 9210 (PRINCIPAL'S FUND - ROOT M.S.):	33,458.33	4,252.67	37,711.00	25,270.70	2.87-	7,369.85	5,070.45	86.55
*****TOTAL FOR FUND-SCC 018 9211 (ROOT M.S. MEDIA CENTER):	13,159.82	311.35	13,471.17	4,256.45	0.00	1,809.37	7,405.35	45.03
*****TOTAL FOR FUND-SCC 018 9212 (ROOT M.S. - WASHINGTON TRIP):	355.00	0.00	355.00	0.00	0.00	0.00	355.00	0.00

	FYTD Appropriated	Prior FY Carryover Encumbrances	FYTD Expendable	FYTD Actual Expenditures	MTD Actual Expenditures	Current Encumbrances	FYTD Unencumbered Balance	FYTD Percent Exp/Enc
*****TOTAL FOR FUND-SCC 018 9300 (PRINCIPAL'S FUND - SENIOR HIGH):	47,149.42	527.69	47,677.11	31,333.58	0.00	42,715.33	26,371.80-	155.31
*****TOTAL FOR FUND-SCC 018 9301 (MEDIA CENTER FUND):	1,100.00	0.00	1,100.00	95.00	0.00	0.00	1,005.00	8.64
*****TOTAL FOR FUND-SCC 018 9303 (PERFORMING ARTS):	57,759.41	14,072.75	71,832.16	66,902.36	3,080.00	14,125.50	9,195.70-	112.80
*****TOTAL FOR FUND-SCC 018 9304 (BATTLING BEES BOOKSTORE):	16,129.76	866.07	16,995.83	10,996.09	0.00	4,508.80	1,490.94	91.23
*****TOTAL FOR FUND-SCC 018 9305 (FLEXIBLE CREDIT FUND):	835.00	0.00	835.00	315.27	75.00	0.00	519.73	37.76
*****TOTAL FOR FUND-SCC 018 9901 (PUBLIC SCHOOL SUPPORT - INSTRUCTION DEPT.):	8,203.00	300.00	8,503.00	2,115.88	0.00	1,084.25	5,302.87	37.64
*****TOTAL FOR FUND-SCC 018 9902 (INSERVICE - SUPERINTENDENT):	9,916.00	10,486.85	20,402.85	5,927.80	0.00	0.00	14,475.05	29.05
*****TOTAL FOR FUND-SCC 018 9905 (PUBLIC SCHOOL SUPPORT/STUDENT SERVICES):	17,165.00	6,251.78	23,416.78	6,100.00	0.00	0.00	17,316.78	26.05
*****TOTAL FOR FUND-SCC 018 9906 (COMMUNICATIONS - PUBLIC SCHOOL SUPPORT):	5,995.29	0.00	5,995.29	5,985.50	0.00	0.00	9.79	99.84
*****TOTAL FOR FUND-SCC 018 9910 (MAINTENANCE DEPARTMENT):	442.00	245.43	687.43	439.73	0.00	0.00	247.70	63.97

	FYTD Appropriated	Prior FY Carryover Encumbrances	FYTD Expendable	FYTD Actual Expenditures	MTD Actual Expenditures	Current Encumbrances	FYTD Unencumbered Balance	FYTD Percent Exp/Enc
*****TOTAL FOR FUND-SCC 018 9931 (BUZZ ARTS FUND):	2,572.20	0.00	2,572.20	2,572.20	0.00	0.00	0.00	100.00
*****TOTAL FOR FUND-SCC 019 9014 (MCDAC FY14):	34,011.00	0.00	34,011.00	0.00	0.00	0.00	34,011.00	0.00
*****TOTAL FOR FUND-SCC 019 9015 (MCDAC GRANT FY15):	82,368.00	0.00	82,368.00	97,910.18	800.00	0.00	15,542.18-	118.87
*****TOTAL FOR FUND-SCC 019 9142 (STEPHENSON FOUNDATION-MHS):	4,500.00	0.00	4,500.00	4,500.00	0.00	0.00	0.00	100.00
*****TOTAL FOR FUND-SCC 019 9213 (VIDEO CLUB GRANT - MHS):	1,687.82	0.00	1,687.82	1,685.00	0.00	0.00	2.82	99.83
*****TOTAL FOR FUND-SCC 019 9513 (NEA STUDENT ACHIEVEMENT GRANT):	147.00	0.00	147.00	0.00	0.00	0.00	147.00	0.00
*****TOTAL FOR FUND-SCC 019 9613 (FUEL UP - CONDOSTA - ROOT - FY13):	2,496.20	0.00	2,496.20	552.49	0.00	500.00	1,443.71	42.16
*****TOTAL FOR FUND-SCC 019 9715 (FUEL UP - BLAKE - FY15):	2,660.00	0.00	2,660.00	1,932.06	0.00	148.42	579.52	78.21
*****TOTAL FOR FUND-SCC 020 9001 (TRANSPORTATION ENTERPRISE):	40,000.00	0.00	40,000.00	26,520.83	0.00	7,294.67	6,184.50	84.54
*****TOTAL FOR FUND-SCC 022 9000 (Unclaimed funds):	96.00	0.00	96.00	4,797.36	0.00	0.00	4,701.36-	0.00

	FYTD Appropriated	Prior FY Carryover Encumbrances	FYTD Expendable	FYTD Actual Expenditures	MTD Actual Expenditures	Current Encumbrances	FYTD Unencumbered Balance	FYTD Percent Exp/Enc
*****TOTAL FOR FUND-SCC 022 9300 (OH HIGH SCHOOL ATH ASSOC FUND):	53,477.74	1,522.26	55,000.00	50,293.55	0.00	1,348.60	3,357.85	93.89
*****TOTAL FOR FUND-SCC 024 9001 (MEDICAL AND DRUG/SELF INSURANCE FUNDS):	7,145,400.00	108,828.87	7,254,228.87	6,422,154.53	62,248.58	4,241.07	827,833.27	88.59
*****TOTAL FOR FUND-SCC 024 9002 (DENTAL SELF INSURANCE FUNDS):	620,000.00	2,982.56	622,982.56	598,095.30	0.00	4,423.04	20,464.22	96.72
*****TOTAL FOR FUND-SCC 024 9005 (WC - SELF INSURANCE):	99,166.35	0.00	99,166.35	99,166.35	0.00	0.00	0.00	100.00
*****TOTAL FOR FUND-SCC 027 0000 (WORKMANS COMP.-SELF INS):	190,000.00	0.00	190,000.00	144,290.95	0.00	4,213.32	41,495.73	78.16
*****TOTAL FOR FUND-SCC 071 9013 (LOCAL SALES TAX PERMANENT IMPROVEMENTS):	3,969,716.13	41,324.06	4,011,040.19	3,248,181.41	0.00	32,637.65	730,221.13	81.79
*****TOTAL FOR FUND-SCC 200 9110 (GARFIELD STUDENT COUNCIL/K-KIDS CLUB):	300.00	0.00	300.00	22.34	0.00	0.00	277.66	7.45
*****TOTAL FOR FUND-SCC 200 9121 (ELLA CANAVAN STUDENT COUNCIL):	1,000.00	0.00	1,000.00	297.00	0.00	0.00	703.00	29.70
*****TOTAL FOR FUND-SCC 200 9122 (K-KIDS CANAVAN):	400.00	0.00	400.00	0.00	0.00	0.00	400.00	0.00
*****TOTAL FOR FUND-SCC 200 9134 (FENN STUDENT BUSINESS):	0.12	0.00	0.12	0.00	0.00	0.00	0.12	0.00

	FYTD Appropriated	Prior FY Carryover Encumbrances	FYTD Expendable	FYTD Actual Expenditures	MTD Actual Expenditures	Current Encumbrances	FYTD Unencumbered Balance	FYTD Percent Exp/Enc
*****TOTAL FOR FUND-SCC 200 9184 (NORTHRUP ELEMENTARY STUDENT COUNCIL):	84.05	0.00	84.05	84.05	0.00	0.00	0.00	100.00
*****TOTAL FOR FUND-SCC 200 9185 (K-KIDS KIWANIS ACTIVITY CLUB-NORTHROP):	2,000.00	500.00	2,500.00	1,263.82	0.00	966.66	269.52	89.22
*****TOTAL FOR FUND-SCC 200 9202 (CLAGGETT MIDDLE SCH. STUDENT COUNCIL):	6,000.00	0.00	6,000.00	2,598.50	0.00	617.45	2,784.05	53.60
*****TOTAL FOR FUND-SCC 200 9205 (CLAGGETT MIDDLE SCH. BUILDERS CLUB):	800.00	0.00	800.00	0.00	0.00	0.00	800.00	0.00
*****TOTAL FOR FUND-SCC 200 9209 (CLAGGETT MIDDLE SCHOOL DRAMA CLUB):	5,000.00	0.00	5,000.00	2,070.22	0.00	178.82	2,750.96	44.98
*****TOTAL FOR FUND-SCC 200 9251 (PEP CLUB - ROOT M.S.):	796.79	0.00	796.79	165.85	0.00	0.00	630.94	20.81
*****TOTAL FOR FUND-SCC 200 9252 (CHEERLEADERS - ROOT M.S.):	39.29	0.00	39.29	0.00	0.00	0.00	39.29	0.00
*****TOTAL FOR FUND-SCC 200 9255 (MAT CLUB - ROOT M.S.):	44.75	0.00	44.75	44.75	0.00	0.00	0.00	100.00
*****TOTAL FOR FUND-SCC 200 9256 (DRAMA CLUB - ROOT M.S.):	4,000.00	0.00	4,000.00	552.50	0.00	0.00	3,447.50	13.81
*****TOTAL FOR FUND-SCC 200 9257 (ENVIRONMENTAL CLUB - ROOT M.S.):	285.03	0.00	285.03	274.00	0.00	0.00	11.03	96.13

	FYTD Appropriated	Prior FY Carryover Encumbrances	FYTD Expendable	FYTD Actual Expenditures	MTD Actual Expenditures	Current Encumbrances	FYTD Unencumbered Balance	FYTD Percent Exp/Enc
*****TOTAL FOR FUND-SCC 200 9258 (STUDENT COUNCIL - ROOT M.S.):	3,333.17	0.00	3,333.17	0.00	0.00	0.00	3,333.17	0.00
*****TOTAL FOR FUND-SCC 200 9260 (EXPLORERS TEAM - ROOT M S):	178.23	0.00	178.23	178.23	0.00	0.00	0.00	100.00
*****TOTAL FOR FUND-SCC 200 9301 (YOUNG AMERICANS FOR FREEDOM):	1,000.00	0.00	1,000.00	960.00	0.00	0.00	40.00	96.00
*****TOTAL FOR FUND-SCC 200 9302 (ART CLUB):	200.00	0.00	200.00	0.00	0.00	0.00	200.00	0.00
*****TOTAL FOR FUND-SCC 200 9305 (CHEMCLUB):	300.00	0.00	300.00	300.00	0.00	0.00	0.00	100.00
*****TOTAL FOR FUND-SCC 200 9307 (CHOIR):	34,274.60	11,000.00	45,274.60	32,597.34	0.00	3,491.10	9,186.16	79.71
*****TOTAL FOR FUND-SCC 200 9312 (DRAMA CLUB):	35,181.84	0.00	35,181.84	9,402.53	0.00	5,395.00	20,384.31	42.06
*****TOTAL FOR FUND-SCC 200 9318 (G. L. C.):	2,733.17	0.00	2,733.17	1,234.75	0.00	545.52	952.90	65.14
*****TOTAL FOR FUND-SCC 200 9321 (KEY CLUB):	21,000.00	1,500.00	22,500.00	8,413.24	0.00	950.00	13,136.76	41.61
*****TOTAL FOR FUND-SCC 200 9323 (MEDINAMITE):	967.81	0.00	967.81	300.00	0.00	660.00	7.81	99.19

	FYTD Appropriated	Prior FY Carryover Encumbrances	FYTD Expendable	FYTD Actual Expenditures	MTD Actual Expenditures	Current Encumbrances	FYTD Unencumbered Balance	FYTD Percent Exp/Enc
*****TOTAL FOR FUND-SCC 200 9324 (MEDINIAN):	13,000.00	11,000.00	24,000.00	19,532.06	0.00	2,294.94	2,173.00	90.95
*****TOTAL FOR FUND-SCC 200 9325 (MUSIC - BAND):	11,957.91	700.00	12,657.91	4,757.39	0.00	2,480.60	5,419.92	57.18
*****TOTAL FOR FUND-SCC 200 9326 (NATIONAL HONOR SOCIETY):	6,046.91	0.00	6,046.91	3,105.65	0.00	1,966.50	974.76	83.88
*****TOTAL FOR FUND-SCC 200 9327 (ORCHESTRA):	16,286.52	0.00	16,286.52	962.17	0.00	4,649.90	10,674.45	34.46
*****TOTAL FOR FUND-SCC 200 9330 (SCIENCE OLYMPIAD CLUB):	132.35	0.00	132.35	0.00	0.00	0.00	132.35	0.00
*****TOTAL FOR FUND-SCC 200 9332 (SPANISH CLUB):	4,684.28	0.00	4,684.28	1,191.96	0.00	734.20	2,758.12	41.12
*****TOTAL FOR FUND-SCC 200 9333 (STUDENT COUNCIL):	57,417.51	500.00	57,917.51	27,638.27	0.00	25,875.00	4,404.24	92.40
*****TOTAL FOR FUND-SCC 200 9335 (LATIN CLUB):	8,165.00	0.00	8,165.00	3,086.20	0.00	1,015.65	4,063.15	50.24
*****TOTAL FOR FUND-SCC 200 9339 (SPEECH/DEBATE CLUB):	23,000.00	1,600.62	24,600.62	21,425.31	0.00	1,944.83	1,230.48	95.00
*****TOTAL FOR FUND-SCC 200 9340 (S. A. D. D.):	1,000.00	0.00	1,000.00	195.13	0.00	235.00	569.87	43.01

	FYTD Appropriated	Prior FY Carryover Encumbrances	FYTD Expendable	FYTD Actual Expenditures	MTD Actual Expenditures	Current Encumbrances	FYTD Unencumbered Balance	FYTD Percent Exp/Enc
*****TOTAL FOR FUND-SCC 200 9346 (PENGUIN BOWL/NOSB):	700.00	0.00	700.00	0.00	0.00	0.00	700.00	0.00
*****TOTAL FOR FUND-SCC 200 9350 (TECHNOLOGY CLUB):	1,674.03	111.07	1,785.10	851.65	0.00	933.00	0.45	99.97
*****TOTAL FOR FUND-SCC 200 9352 (VIDEO CLUB - SR HI):	10,859.78	980.63	11,840.41	1,780.63	0.00	5,200.00	4,859.78	58.96
*****TOTAL FOR FUND-SCC 200 9353 (CHINESE CLUB):	551.94	0.00	551.94	282.61	0.00	269.00	0.33	99.94
*****TOTAL FOR FUND-SCC 200 9355 (GAY STRAIGHT ALLIANCE):	269.86	0.00	269.86	0.00	0.00	250.00	19.86	92.64
*****TOTAL FOR FUND-SCC 200 9380 (V O F T):	39,328.95	0.00	39,328.95	27,600.95	0.00	835.83	10,892.17	72.30
*****TOTAL FOR FUND-SCC 200 9414 (CLASS OF 2014):	1,728.91	29.43	1,758.34	1,405.66	0.00	0.00	352.68	79.94
*****TOTAL FOR FUND-SCC 200 9415 (CLASS OF 2015):	5,632.22	2,893.37	8,525.59	5,606.60	0.00	2,078.47	840.52	90.14
*****TOTAL FOR FUND-SCC 200 9416 (CLASS OF 2016):	43,851.00	0.00	43,851.00	18,268.19	0.00	22,619.04	2,963.77	93.24
*****TOTAL FOR FUND-SCC 200 9417 (CLASS OF 2017):	1,892.84	0.00	1,892.84	0.00	0.00	900.00	992.84	47.55

	FYTD Appropriated	Prior FY Carryover Encumbrances	FYTD Expendable	FYTD Actual Expenditures	MTD Actual Expenditures	Current Encumbrances	FYTD Unencumbered Balance	FYTD Percent Exp/Enc
*****TOTAL FOR FUND-SCC 200 9418 (CLASS OF 2018):	500.00	0.00	500.00	33.94	0.00	0.00	466.06	6.79
*****TOTAL FOR FUND-SCC 300 0000 (ATHLETIC FUND):	379,763.48	16,879.02	396,642.50	359,956.65	5,910.30	42,081.18	5,395.33-	101.36
*****TOTAL FOR FUND-SCC 300 9201 (CLAGGETT MIDDLE SCH. BAND FUND):	26,290.00	0.00	26,290.00	20,883.02	560.00	550.00	4,856.98	81.53
*****TOTAL FOR FUND-SCC 300 9202 (CLAGGETT MIDDLE SCH. ORCHESTRA FD.):	200.00	0.00	200.00	0.00	0.00	0.00	200.00	0.00
*****TOTAL FOR FUND-SCC 300 9204 (CLAGGETT M.S. CHOIR FUND):	500.00	0.00	500.00	0.00	0.00	0.00	500.00	0.00
*****TOTAL FOR FUND-SCC 300 9206 (P A N D A):	808.93	0.00	808.93	808.93	0.00	0.00	0.00	100.00
*****TOTAL FOR FUND-SCC 300 9207 (PEACEMAKERS CLUB - CLAGGETT):	517.08	0.00	517.08	517.08	0.00	0.00	0.00	100.00
*****TOTAL FOR FUND-SCC 300 9208 (CLAGGETT - 6TH GRADE TRIPS):	147,134.00	0.00	147,134.00	102,054.22	0.00	200.00	44,879.78	69.50
*****TOTAL FOR FUND-SCC 300 9250 (ROOT M.S. BAND FUND):	29,158.94	1,341.06	30,500.00	21,483.82	0.00	1,902.62	7,113.56	76.68
*****TOTAL FOR FUND-SCC 300 9251 (ROOT M.S. ORCHESTRA FUND):	1,145.24	0.00	1,145.24	377.39	0.00	0.00	767.85	32.95

	FYTD Appropriated	Prior FY Carryover Encumbrances	FYTD Expendable	FYTD Actual Expenditures	MTD Actual Expenditures	Current Encumbrances	FYTD Unencumbered Balance	FYTD Percent Exp/Enc
*****TOTAL FOR FUND-SCC 300 9252 (ROOT M.S. CHOIR FUND):	3,270.15	0.00	3,270.15	0.00	0.00	0.00	3,270.15	0.00
*****TOTAL FOR FUND-SCC 300 9256 (LEAPING LIZARDS):	37.47	0.00	37.47	37.47	0.00	0.00	0.00	100.00
*****TOTAL FOR FUND-SCC 300 9257 (COMETS TEAM):	0.55	0.00	0.55	0.55	0.00	0.00	0.00	100.00
*****TOTAL FOR FUND-SCC 300 9258 (ROOT - DISTRICT SUPERVISED ACTIVITIES):	123,350.00	3,650.00	127,000.00	102,083.25	0.00	4,120.00	20,796.75	83.62
*****TOTAL FOR FUND-SCC 300 9259 (ROOT DANCE TEAM):	528.00	0.00	528.00	0.00	0.00	0.00	528.00	0.00
*****TOTAL FOR FUND-SCC 300 9302 (BOYS VOLLEYBALL):	6,900.00	0.00	6,900.00	2,330.65	0.00	530.00	4,039.35	41.46
*****TOTAL FOR FUND-SCC 300 9303 (HUDDLE/SHUDDLE):	2,500.00	0.00	2,500.00	642.66	0.00	1,830.00	27.34	98.91
*****TOTAL FOR FUND-SCC 300 9304 (LINK CREW):	3,283.62	161.88	3,445.50	2,229.05	0.00	261.50	954.95	72.28
*****TOTAL FOR FUND-SCC 300 9305 (MHS DANCE TEAM):	2,500.00	0.00	2,500.00	1,703.50	0.00	400.00	396.50	84.14
*****TOTAL FOR FUND-SCC 300 9306 (MHS - DISTRICT SUPERVISED ACTIVITIES):	1,000.00	0.00	1,000.00	605.00	0.00	0.00	395.00	60.50

	FYTD Appropriated	Prior FY Carryover Encumbrances	FYTD Expendable	FYTD Actual Expenditures	MTD Actual Expenditures	Current Encumbrances	FYTD Unencumbered Balance	FYTD Percent Exp/Enc
*****TOTAL FOR FUND-SCC 300 9313 (DRAMA/MUSICAL):	15,545.00	0.00	15,545.00	14,883.00	0.00	177.08	484.92	96.88
*****TOTAL FOR FUND-SCC 300 9325 (BAND - DISNEYLAND):	100,000.00	0.00	100,000.00	84,076.98	0.00	3,543.02	12,380.00	87.62
*****TOTAL FOR FUND-SCC 300 9334 (BEEHIVE CAFE):	14,256.84	1,370.77	15,627.61	12,381.42	89.59	3,319.19	73.00-	100.47
*****TOTAL FOR FUND-SCC 300 9390 (PERU TRIP):	1,500.00	0.00	1,500.00	1,152.00	0.00	0.00	348.00	76.80
*****TOTAL FOR FUND-SCC 401 9000 (ST FRANCIS - MOBILE UNIT):	269,606.00	0.00	269,606.00	0.00	0.00	269,605.86	0.14	100.00
*****TOTAL FOR FUND-SCC 401 9014 (ST FRAN FY14):	90,123.29	45,266.81	135,390.10	135,390.10	0.00	0.00	0.00	100.00
*****TOTAL FOR FUND-SCC 401 9015 (AUXILIARY FUNDS/ST FRANCIS FY15):	442,584.87	0.00	442,584.87	298,177.05	4,635.20	120,053.37	24,354.45	94.50
*****TOTAL FOR FUND-SCC 401 9024 (AUX FUNDS NURTURY FY14):	4,810.78	0.00	4,810.78	4,810.78	0.00	0.00	0.00	100.00
*****TOTAL FOR FUND-SCC 401 9025 (AUX FUNDS NURTURY FY15):	15,847.87	0.00	15,847.87	7,492.53	0.00	3,721.35	4,633.99	70.76
*****TOTAL FOR FUND-SCC 401 9034 (AUX FUNDS MCA FY14):	21,280.25	1,088.80	22,369.05	22,369.05	0.00	0.00	0.00	100.00

	FYTD Appropriated	Prior FY Carryover Encumbrances	FYTD Expendable	FYTD Actual Expenditures	MTD Actual Expenditures	Current Encumbrances	FYTD Unencumbered Balance	FYTD Percent Exp/Enc
*****TOTAL FOR FUND-SCC 401 9035 (AUX FUNDS MCA FY15):	150,501.29	0.00	150,501.29	125,386.01	0.00	22,674.28	2,441.00	98.38
*****TOTAL FOR FUND-SCC 401 9044 (KIDS COUNTRY FY14):	1,063.24	7,946.58	9,009.82	9,009.82	0.00	0.00	0.00	100.00
*****TOTAL FOR FUND-SCC 401 9045 (KIDS COUNTRY FY15):	17,162.93	0.00	17,162.93	1,187.61	0.00	7,799.65	8,175.67	52.36
*****TOTAL FOR FUND-SCC 401 9065 (SM WONDERS FY15):	3,149.24	0.00	3,149.24	0.00	0.00	125.97	3,023.27	4.00
*****TOTAL FOR FUND-SCC 451 9015 (CONNECTIVITY FY15):	18,000.00	0.00	18,000.00	18,000.00	0.00	0.00	0.00	100.00
*****TOTAL FOR FUND-SCC 463 9014 (ALT ED FY14):	0.00	2,500.00	2,500.00	2,500.00	0.00	0.00	0.00	100.00
*****TOTAL FOR FUND-SCC 463 9015 (ALT ED FY15):	40,268.00	0.00	40,268.00	29,608.29	1,519.23	0.00	10,659.71	73.53
*****TOTAL FOR FUND-SCC 499 9013 (INTERN PSYCH FY13):	2,911.56	0.00	2,911.56	0.00	0.00	0.00	2,911.56	0.00
*****TOTAL FOR FUND-SCC 499 9014 (INTERN PSYCH FY14):	9,416.72	0.00	9,416.72	0.00	0.00	0.00	9,416.72	0.00
*****TOTAL FOR FUND-SCC 499 9015 (INTERN PSYCH FY15):	26,998.12	0.00	26,998.12	25,452.40	1,060.21	0.00	1,545.72	94.27

	FYTD Appropriated	Prior FY Carryover Encumbrances	FYTD Expendable	FYTD Actual Expenditures	MTD Actual Expenditures	Current Encumbrances	FYTD Unencumbered Balance	FYTD Percent Exp/Enc
*****TOTAL FOR FUND-SCC 499 9024 (LOCAL GOVERNMENT INNOVATION FUND):	90,000.00	0.00	90,000.00	10,250.00	0.00	0.00	79,750.00	11.39
*****TOTAL FOR FUND-SCC 499 9112 (E-TECH BLENDED LEARNING GRANT):	858.31	867.96	1,726.27	602.86	0.00	0.00	1,123.41	34.92
*****TOTAL FOR FUND-SCC 506 9014 (RESIDENT EDUCATOR GRANT):	0.00	1,516.00	1,516.00	566.00	0.00	0.00	950.00	37.34
*****TOTAL FOR FUND-SCC 516 9014 (SIX B FY14):	297,986.01	152,340.60	450,326.61	172,558.26	0.00	0.00	277,768.35	38.32
*****TOTAL FOR FUND-SCC 516 9015 (TITLE VI-B):	1,668,124.21	0.00	1,668,124.21	1,049,753.42	27,351.15	70,631.10	547,739.69	67.16
*****TOTAL FOR FUND-SCC 516 9114 (Deslexia Grant FY14):	54.95	16,199.39	16,254.34	16,198.75	0.00	0.00	55.59	99.66
*****TOTAL FOR FUND-SCC 516 9115 (DESLEXIA GRANT FY 15):	39,582.00	0.00	39,582.00	21,590.58	0.00	9,400.00	8,591.42	78.29
*****TOTAL FOR FUND-SCC 551 9015 (TITLE III IMMIGRANT FY 15):	1,189.48	0.00	1,189.48	1,189.48	0.00	0.00	0.00	100.00
*****TOTAL FOR FUND-SCC 551 9115 (TITLE III LEP FY15):	10,814.11	0.00	10,814.11	10,001.29	0.00	0.00	812.82	92.48
*****TOTAL FOR FUND-SCC 572 9014 (TITLE I FY14):	215,787.66	176,452.64	392,240.30	146,820.45	0.00	0.00	245,419.85	37.43

	FYTD Appropriated	Prior FY Carryover Encumbrances	FYTD Expendable	FYTD Actual Expenditures	MTD Actual Expenditures	Current Encumbrances	FYTD Unencumbered Balance	FYTD Percent Exp/Enc
*****TOTAL FOR FUND-SCC 572 9015 (TITLE I FY 15):	724,064.78	0.00	724,064.78	454,910.76	13,089.26	125,832.16	143,321.86	80.21
*****TOTAL FOR FUND-SCC 572 9114 (TITLE I-D FY14):	43,230.25	12,899.90	56,130.15	26,444.50	0.00	0.00	29,685.65	47.11
*****TOTAL FOR FUND-SCC 572 9115 (TITLE I-D FY 15):	114,831.13	0.00	114,831.13	17,999.74	578.02	11,308.13	85,523.26	25.52
*****TOTAL FOR FUND-SCC 587 9014 (PRESCHOOL FY14):	8,722.53	4,339.53	13,062.06	4,319.28	0.00	0.00	8,742.78	33.07
*****TOTAL FOR FUND-SCC 587 9015 (PRESCHOOL FY 15):	40,423.58	0.00	40,423.58	27,820.19	234.61	2,004.66	10,598.73	73.78
*****TOTAL FOR FUND-SCC 590 9014 (TITLE II-A FY14):	16,291.14	77,990.94	94,282.08	78,645.32	0.00	0.00	15,636.76	83.41
*****TOTAL FOR FUND-SCC 590 9015 (TITLE II-A FY15):	164,229.91	0.00	164,229.91	150,672.91	4,365.27	1,288.67	12,268.33	92.53
*****GRAND TOTALS:	104,688,419.26	1,813,238.43	106,501,657.69	90,840,197.03	2,834,139.36	2,427,714.94	13,233,745.72	87.57

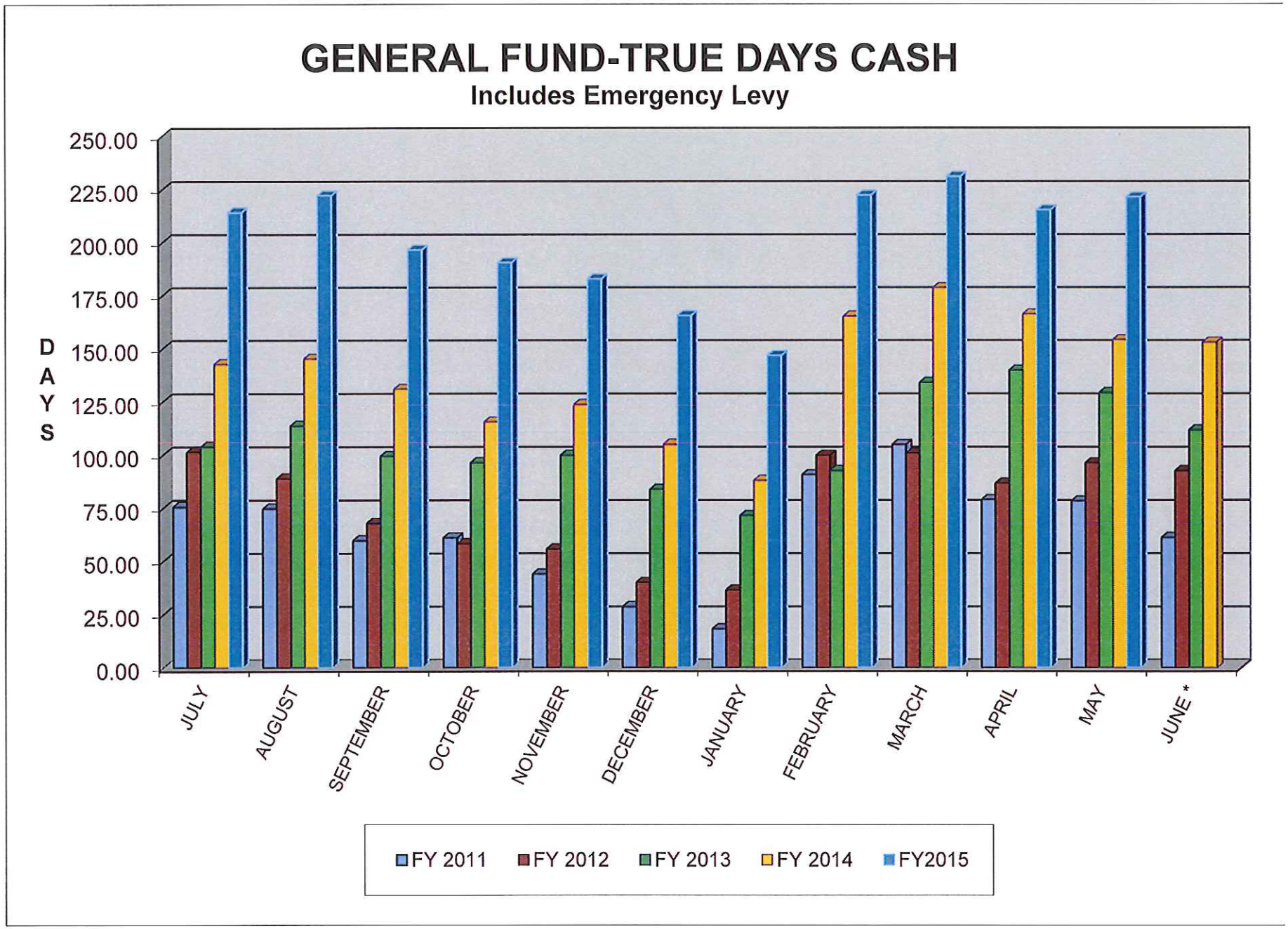
GENERAL FUND-TRUE DAYS CASH
Includes Emergency Levy
DAYS
250.00
225.00
200.00
175.00
150.00
125.00
100.00
75.00
50.00
25.00
0.00
JULY
AUGUST
SEPTEMBER
OCTOBER
NOVEMBER
DECEMBER
JANUARY
FEBRUARY
MARCH
APRIL
MAY
JUNE *
FY 2011
FY 2012
FY 2013
FY 2014
FY2015